

Opel Insignia & Opel Insignia Sports Tourer



Wir leben Autos.




Discover Opel Insignia.

Discover a bold synthesis of dynamic design, intuitive ergonomics, and an exhilarating driving experience. Discover the car that can think ahead.

Transparent page.

Fond only for viewing!



Contents

Trim Levels	18–25	Safety/AFL	40–43	Comfort	60–63
Colours	26–27	Safety/Opel Eye	44–47	Convenience	64–65
Trims	28–33	Passive Safety	48–49	Infotainment	66–67
Wheels	34–35	Driving Dynamics/FlexRide	50–53	Accessories	68–69
Environmental Responsibility	36–37	Driving Dynamics/Adaptive 4x4	54–55	OPC Line	70–71
Engines & Transmissions	38–39	Opel Insignia Sports Tourer	56–59		

The contents of this catalogue were accurate at the time of going to press (04/12). We reserve the right to alter specifications and equipment at any time. Please consult your Opel dealer for the very latest information.



F GG 9001

A declaration of intent.

Design has the power to transform the driving experience. Opel Insignia is confidently muscular, lithe yet curvaceous. An unquestionable statement of accomplishment.

The coefficient of aesthetics.

Design has more dimensions than those visible to the human eye. Opel Insignia is designed with an holistic thoroughness so detailed that even suspension components have been aerodynamically optimized. Resulting in one of the lowest drag coefficients in its class.




In case of Special Edition offers, this spread page is assigned for optional deletion to maintain printable total no. of pages.



The art of science.

Like every other Opel Insignia, this sleek Sports Tourer applies the same sophisticated technologies to ensure the chassis responds with intuitive precision to every driving situation. Impressive, even for the most demanding driver.



A position of authority.

Enhanced ergonomic functionality, with information presented clearly and logically. Nothing has been overlooked.

The attention to detail.

The skill and refinement that has been invested in the Opel Insignia is evident in every detail of the interior.





The balance of power.

Not all 4x4 systems are equal. In Opel Insignia the torque is distributed not only between the front and rear axles for enhanced traction and stability, but also between the individual rear wheels. It's called torque vectoring, and it raises cornering performance to impressive new levels.



A question of choice.

The Opel Insignia is available as a four-door saloon, five-door hatchback, or Sports Tourer station wagon, and in four versions: Essentia, Edition, Sport, and Cosmo. Each has been carefully styled to create its own ambience, while sharing the intrinsic Opel Insignia philosophy.



Opel Insignia Essentia

All the lithe, athletic style that is the essence of Opel Insignia.

Key standard features:

- Air conditioning
- Radio CD 300 with Triple Info Display
- Automatic Lighting Control
- Driver's seat with electrical height adjustment
- Power windows front
- Power mirrors, heated
- Remote door locking
- Map lights front and rear
- On-board computer
- Gloss chrome instrument rings
- Armrest front
- 60/40 split rear seats
- Tyre repair kit
- ISOFIX child seat preparation rear seats
- Driver storage bin
- Centre headrest rear
- ESP[®]Plus
- ABS
- Driver's and co-driver's front, side, and curtain airbags
- Seat-belt reminder, driver
- Remote boot lid (4-door)
- Safety net installation provision behind 2nd row (Sports Tourer)
- Roof rails black (Sports Tourer)
- Load compartment cover roller blind (Sports Tourer)
- 16" steel wheels incl. cover, 5-spoke design, tyres 215/60 R16

Picture may show optional equipment.





Opel Insignia Edition

The opportunity to stamp your personality on Opel Insignia takes wings with the Edition model.

Key standard features over Essentia:

- Cruise control
- Power windows front and rear
- Single-zone Electronic Climate Control
- Active headrests
- 4-way pneumatic lumbar support, driver's seat
- Front seat back pockets
- Rear armrest with load-through facility, cup-holder, and storage box
- Interior Light Pack
- Sill plates
- Leather steering wheel with chrome decoration and remote control
- Chrome moulding around side windows
- Roof rails silver (Sports Tourer)
- 3-piece load floor with 2nd floor above spare-wheel well (Sports Tourer)
- 17" structure wheel with tyres 225/55 R17

Picture may show optional equipment.

Opel Insignia Sport

The inherent dynamic excellence of Opel Insignia optimized for the more demanding driver.

Key standard features over Edition:

- FlexRide (Adaptive Stability Technology)
- Lowered chassis
- Fog lamps
- Sports leather steering wheel with radio remote control
- Speed-sensitive steering
- Sports seats incl. tiltable driver's seat with 4-way pneumatic lumbar support
- On-board computer with check control
- Chrome elements in lower bumper
- Dark side and rear windows (Sports Tourer)
- 18" sports alloy wheels with tyres 245/45 R 18

Picture may show optional equipment.





Opel Insignia Cosmo

Created for the discerning individual, Cosmo is the most complete Opel Insignia.

Key standard features over Edition:

- Dual-zone Electronic Climate Control with humidity sensor
- Heat-reflective windscreen
- Electric parking brake
- Automatic Lighting Control with tunnel detection
- Rain sensor
- Seat Comfort Pack 1 incl. tiltable driver's seat with 4-way pneumatic lumbar support
- Electrochromatic interior rear-view mirror
- Chrome elements in lower bumper
- Dark side and rear windows (Sports Tourer)
- Power tailgate (Sports Tourer)
- 18" dynamic alloy wheels with tyres 245/45 R18

Picture may show optional equipment.



Royal Blue



Summit White



Power Red



Silver Lake



Magnetic Silver



Carbon Flash



Mercure Red



Asteroid Grey




Dark Mahogany



Waterworld



Luxor





Labyrinth/Atlantis, Black
Décor moulding: Rapid Cool



Dune/Atlantis, Black
Décor moulding: Rapid Cool



Dune/Atlantis, Beige
Décor moulding: Rapid Warm



Logic/Morrocana, Black
Décor moulding: Piano Black



Ribbon/Atlantis, Black
Décor mouldings: Rapid Cool, Piano Black



Ribbon/Morrocana, Black
Décor mouldings: Piano Black, Kibo Wood



Ribbon/Morrocana, Beige
Décor moulding: Kibo Wood



Leather Siena, Black
Décor mouldings: Rapid Cool, Piano Black, Kibo Wood



Leather Siena, Black (perforated)
Décor mouldings: Rapid Cool, Piano Black, Kibo Wood




Leather Siena, Beige
Décor mouldings: Rapid Warm, Kibo Wood



Leather Siena, Beige (perforated)
Décor mouldings: Rapid Warm, Kibo Wood



Premium Leather, Indian Summer
Décor moulding: Piano Black



Premium Leather, Indian Night with Indian Summer stitching
Décor moulding: Piano Black

Model	Essentia		Edition				150 years	Sport				Cosmo						
Trim name	Labyrinth/ Atlantis	Ribbon/ Atlantis ¹	Dune/ Atlantis	Ribbon/ Atlantis ¹	Leather Siena ^{1,2,7}	Leather Siena ^{1,2,7}	Logic/ Morrocana ⁴	Ribbon/ Atlantis	Leather Siena ^{1,2,7}	Premium Leather ^{1,2,9}	Ribbon/ Morrocana ⁴	Leather Siena ^{1,5,7}	Leather Siena ^{1,2,7}	Premium Leather ^{1,2,9}				
Trim colour	Black	Black	Black	Beige ⁵	Black	Black	Beige ⁵	Black	Black	Black	Indian Summer	Indian Night ¹⁰	Black	Beige ⁵	Black	Beige ⁵	Indian Summer	Indian Night ¹⁰
Solid body colour																		
Royal Blue	●	●	●	●	●	●	●	●	●	●	●	●	●	●	●	●	●	●
Brilliant body colours ¹																		
Summit White	●	●	●	●	●	●	●	●	●	●	●	●	●	●	●	●	●	●
Power Red	●	●	●	●	●	●	●	●	●	-	●	●	●	●	●	●	-	●
Two-coat metallic body colours ¹																		
Silver Lake	●	●	●	●	●	●	●	●	●	●	●	●	●	●	●	●	●	●
Magnetic Silver	●	●	●	●	●	●	●	●	●	●	●	●	●	●	●	●	●	●
Carbon Flash	●	●	●	●	●	●	●	●	●	●	●	●	●	●	●	●	●	●
Two-coat pearl-effect body colours ¹																		
Mercure Red	●	●	●	●	●	●	●	●	●	●	●	●	●	●	●	●	●	●
Asteroid Grey	●	●	●	●	●	●	●	●	●	●	●	●	●	●	●	●	●	●
Dark Mahogany	●	●	●	●	●	●	●	●	●	●	●	●	●	●	●	●	●	●
Waterworld	●	●	●	●	●	●	●	●	●	●	●	●	●	●	●	●	●	●
Luxor	●	●	●	●	●	●	●	●	●	●	●	●	●	●	●	●	●	●
Décor mouldings																		
Rapid Cool	●	●	●	-	●	●	-	-	-	-	-	-	-	-	-	-	-	-
Rapid Warm	-	-	-	●	-	-	●	-	-	-	-	-	-	-	-	-	-	-
Piano Black	-	-	-	-	-	-	●	●	●	●	●	●	-	●	●	●	●	●
Kibo Wood	-	-	-	-	-	-	-	-	-	-	-	-	●	●	●	●	-	-

● = available - = not available ¹ Optional. ² Available as comfort and sports seats (sports seats with perforated leather). ³ Available as sports seats and OPC Recaro seats. ⁴ Artificial leather. ⁵ Available as comfort seats, sports seats with perforated leather, and OPC Recaro seats with perforated leather. ⁶ With Top Tec fabric/surface protection. ⁷ Seat contact areas in leather. ⁸ Full leather trim. ⁹ Available as sports seat and sports seat with perforated leather (only in combination with Premium Climate Pack). ¹⁰ With Indian Summer stitching.



1 Steel wheel incl. cover, 6.5 J x 16, 5-spoke design, tyres 215/60 R16 (QB5).



2 Steel wheel incl. cover, 7 J x 17, 10-spoke design, tyres 225/55 R17 (QR4).



3 Structure wheel, 7 J x 17, 5-spoke design, tyres 225/55 R17 (QR8).



4 Alloy wheel, 7 J x 17, 7-spoke design, tyres 225/55 R17 (Q00).



5 Alloy wheel, 8 J x 18, 5-sport-spoke design, tyres 245/45 R18 (PXR).



6 Alloy wheel, 8 J x 18, 5-twin-spoke design, tyres 245/45 R18 (Q02).



7 Alloy wheel, 8 J x 18, 10-twin-spoke design, tyres 245/45 R18 (RT4).



8 Alloy wheel, 8 J x 18, 5-twin-spoke design, tyres 245/45 R18 (Q7B).



9 Alloy wheel, 8 J x 18, 10-spoke design, tyres 245/45 R18 (RED).



10 Alloy wheel, 8.5 J x 19, 5-spoke design, tyres 245/40 R19 (Q93). Cast alloy with premium multi-coat painted finish.



11 Alloy wheel, 8.5 J x 19, 10-spoke design, tyres 245/40 R19 (Q9S). Cast alloy with machined bright finish.



12 Alloy wheel, 8.5 J x 19, 6-Y-spoke design, tyres 245/40 R19 (Q7P).



13 Alloy wheel, 8.5 J x 20, 7-wing-spoke design, tyres 245/35 R20 (Q7R).



14 Alloy wheel, 8.5 J x 20, 5-twin-spoke design, tyres 245/35 R20 (Q9U). Cast alloy with premium multi-coat painted finish.



15 Alloy wheel, 8.5 J x 20, 10-twin-spoke design, tyres 245/35 R20 (RQ9).



Wheels and tyres	QB5	QR4	QR8	Q00	PXR	Q02	RT4	Q7B	RED	Q93	Q9S	Q7P	Q7R	Q9U	RQ9
	1	2	3	4	5	6	7	8	9	10	11	12	13	14	15
Essentia	●	● ¹	–	○	–	–	–	–	–	–	–	–	–	–	–
Edition	–	● ³	● ²	○ ²	○	○	○	○	–	–	–	–	–	–	–
150th Anniversary Special Edition	–	● ³	● ²	○ ²	○	○	○	○	○	–	–	–	–	–	–
Sport	–	–	–	–	○	●	○	○	–	○ ⁴	○ ⁴	○	○ ⁴	○ ⁴	○
Cosmo	–	–	–	–	○	○	●	○	–	○ ⁴	○ ⁴	○	○ ⁴	○ ⁴	○

● = available ○ = optional – = not available

¹ Only standard for Sports Tourer in combination with 2.0 CDTI engines. ² Not for Sports Tourer in combination with Adaptive 4x4.

³ Only standard for Sports Tourer in combination with Adaptive 4x4. ⁴ Not with 2.0 CDTI ECOTEC® (110 hp).

A commitment to the future.

Sharing a world means sharing the responsibility for it. Opel is actively working to reduce greenhouse gases by constantly improving current models as well as each new model. Cleaner, more efficient alternative power sources are being developed, including advanced fuel cell technology, leading to zero emissions.

The commitment to preserving and protecting the environment includes drastically reduced manufacturing pollution and the provision of accessible take-back points across Europe. A commitment covering every phase of every vehicle's life.



Consumption and emissions with front-wheel drive, 4- and 5-door (Sports Tourer) with Start/Stop System and ecoFLEX Technology Pack							
Engines	Diesel 2.0 CDTi ECOTEC® (81 kW/110 hp)	Diesel 2.0 CDTi ECOTEC® (96 kW/130 hp)	Diesel 2.0 BiTurbo CDTi ECOTEC® (143 kW/195 hp)	Diesel 2.0 CDTi ECOTEC® (81 kW/110 hp)	Diesel 2.0 CDTi ECOTEC® (96 kW/130 hp)	Diesel 2.0 CDTi ECOTEC® (118 kW/160 hp)	Diesel 2.0 BiTurbo CDTi ECOTEC® (143 kW/195 hp)
Emission standard	Euro 5	Euro 5	Euro 5	Euro 5	Euro 5	Euro 5	Euro 5
Transmission	MT-6	MT-6	MT-6	MT-6	MT-6/AT-6	MT-6/AT-6	AT-6
Fuel consumption in l/100 km ¹							
Urban	5.1 (5.3)	5.1 (5.3)	6.1 (6.4)	6.0 (6.2)	6.0 (6.2)/7.3 (7.5)	6.3 (6.5)/7.9 (8.0)	7.9 (8.0)
Extra-urban	3.8 (4.0)	3.8 (4.0)	4.2 (4.3)	3.9 (4.1)	3.9 (4.1)/4.4 (4.6)	3.9 (4.2)/4.3 (4.6)	4.7 (4.8)
Combined	4.3 (4.5)	4.3 (4.5)	4.9 (5.1)	4.7 (4.9)	4.7 (4.9)/5.4 (5.6)	4.8 (5.1)/5.7 (5.9)	5.9 (6.0)
CO ₂ emission combined in g/km ¹	114 (119)	114 (119)	129 (134)	124 (129)	124 (129)/144 (149)	127 (134)/149 (155)	155 (158)

Consumption and emissions with front-wheel drive, 4- and 5-door (Sports Tourer) with Start/Stop System and ecoFLEX Technology Pack						
Engines	Petrol 1.4 Turbo ECOTEC® (103 kW/140 hp)	Petrol 2.0 Turbo ECOTEC® (162 kW/220 hp)	LPG/Petrol 1.4 LPG Turbo ECOTEC® (103 kW/140 hp)	Petrol 1.8 ECOTEC® (103 kW/140 hp)	Petrol 1.6 Turbo ECOTEC® (132 kW/180 hp)	Petrol 2.0 Turbo ECOTEC® (162 kW/220 hp)
Emission standard	Euro 5	Euro 5	Euro 5	Euro 5	Euro 5	Euro 5
Transmission	MT-6	MT-6	MT-6	MT-6	MT-6	MT-6/AT-6
Fuel consumption in l/100 km ¹						
Urban	7.0 (7.3)	10.9 (11.2)	10.1 (10.4)/7.9 (7.9)	10.1 (10.3)	9.7 (9.8)	11.6 (11.9)/13.1–13.0 (13.2)
Extra-urban	4.6 (4.8)	5.7 (5.9)	6.2 (6.5)/4.8 (5.0)	5.5 (5.7)	5.4 (5.7)	6.0 (6.1)/6.3–6.2 (6.4)
Combined	5.5 (5.7)	7.6 (7.8)	7.6 (7.9)/5.9 (6.1)	7.2 (7.4)	7.0 (7.2)	8.1 (8.3)/8.8–8.7 (8.9)
CO ₂ emission combined in g/km ¹	129 (134)	179 (184)	124 (129)/139 (143)	169 (174)	164 (169)	189 (194)/206–204 (209)

Consumption and emissions with Adaptive 4x4, 4- and 5-door (Sports Tourer) with Start/Stop System and ecoFLEX Technology Pack							
Engines	Diesel 2.0 CDTi ECOTEC® (118 kW/160 hp)	Diesel 2.0 BiTurbo CDTi ECOTEC® (143 kW/195 hp)	Petrol 2.0 Turbo ECOTEC® (184 kW/250 hp)	Diesel 2.0 CDTi ECOTEC® (118 kW/160 hp)	Diesel 2.0 BiTurbo CDTi ECOTEC® (143 kW/195 hp)	Petrol 2.0 Turbo ECOTEC® (184 kW/250 hp)	Petrol 2.8 V6 Turbo ECOTEC® (191 kW/260 hp)
Emission standard	Euro 5	Euro 5	Euro 5	Euro 5	Euro 5	Euro 5	Euro 5
Transmission	MT-6	MT-6	MT-6	MT-6/AT-6	AT-6	MT-6/AT-6	AT-6
Fuel consumption in l/100 km ¹							
Urban	7.0 (6.9)	6.7–6.6 (6.9)	11.5 (11.7)	7.2 (7.2)/8.7 (8.8)	8.4 (8.6)	12.1 (12.3)/13.3 (13.6)	16.6 (17.1)
Extra-urban	4.8–4.7 (4.9)	4.8 (4.9)	6.4 (6.6)	4.8–4.7 (4.9)/5.0 (5.3)	5.2 (5.4)	6.4 (6.6)/6.7 (6.9)	7.7 (7.9)
Combined	5.6 (5.6)	5.5–5.4 (5.6)	8.3 (8.5)	5.7–5.6 (5.7)/6.4 (6.6)	6.4 (6.6)	8.5 (8.7)/9.1 (9.3)	11.0 (11.3)
CO ₂ emission combined in g/km ¹	149–147 (149)	146–144 (149)	194 (199)	153–149 (151)/169 (175)	169 (174)	199 (204)/214 (219)	258 (265)

MT-6 = 6-speed manual transmission AT-6 = 6-speed automatic transmission ¹In acc. with regulation R (EC) No. 715/2007 (in the version respectively applicable).

All information was accurate and up to date at the time of going to print. The company reserves the right to alter engine specifications at any time, which may influence the content of the shown data. Please consult your Opel dealer for the latest information. All figures quoted relate to the EU base model with standard equipment. Fuel consumption data and CO₂ emission data are determined according to regulation R (EC) No. 715/2007 (in the version respectively applicable), taking into consideration the vehicle weight in running order, as specified by the regulation. Additional equipment may lead to slightly higher results than the stated con-

sumption and CO₂ figures. The figures for fuel consumption and CO₂ emissions do not relate to a specific vehicle and are not part of an offer. They are provided only for the purpose of comparison between different vehicle variants. Additional equipment may increase the weight of the vehicle when empty and in some cases the permissible axle weights as well as the permissible total weight of the vehicle and reduce the permissible towing weights. This may lead to a reduction in top speed and increased acceleration time. Driving performance figures assume a 75 kg driver plus a 125 kg load.

Engines and transmissions. Confident performance and fuel economy are integral characteristics of all petrol and diesel ECOTEC® engines in Opel Insignia. All engines are mated to either 6-speed manual or 6-speed automatic transmissions for optimum efficiency. The comprehensive range of ECOTEC® powertrains means it's easy to choose an Insignia that matches your driving style exactly.


The range of petrol engines starts **with the 1.8 and the downsized 1.4 Turbo, which is also available for Liquefied Petroleum Gas (LPG), all delivering 103 kW (140 hp).** For more power, choose from the 1.6 Turbo (132 kW/180 hp) or the 2.0 Turbo (162 kW/220 hp) with front-wheel drive, 186 kW/250 hp with Adaptive 4x4. **Top** of the petrol range is the 2.8 V6 Turbo (191 kW/260 hp) for the ultimate in smooth power delivery.

Insignia's diesel engines are just as impressive. Three 2.0 common rail turbo units are available with 81 kW (110 hp), 96 kW (130 hp) or 118 kW (160 hp). The most powerful of these has a variable geometry turbocharger, which smoothly eliminates turbo lag. Its over-boost function provides extra torque whenever needed. The Insignia diesel range is now topped by the sophisticated 2.0 BiTurbo CDTi (143 kW/195 hp). Here, two turbochargers complement each other, delivering consistently high torque levels at all engine speeds so that the capability for immediate acceleration is always there.

In combination with manual transmission, most engines are available with the ecoFLEX Technology Pack. This includes Opel's Start/Stop System **on the petrol and diesel engines** for even lower emissions and fuel consumption, especially in city traffic.



BiTurbo. Turbo technology for the highest efficiency: two staged turbochargers work in series, eliminating turbo lag and providing maximum power output with reduced emissions.





A shining example.

Imagine headlights which change their pattern and intensity to suit your location, the weather, and your speed. They can even help you see round corners, and dip automatically to avoid dazzling other drivers. Imagine no more. This is reality in Opel Insignia.



Pedestrian Area Light (up to 30 km/h). Wider spread of light (an extra 8 degrees left and right) illuminates potential hazards.



Town Light (30–55 km/h). Wider and lower spread of light. Activated by vehicle speed together with street lighting.



Country Road Light (55–115 km/h). Wider spread and brighter light than normal low beam. 70 metre range without dazzle.



Highway Light (over 115 km/h). 140 metre range, higher and brighter than normal low beam, without dazzle.



Adverse Weather Light (up to 70 km/h). Wiper or rain sensor activated for better vision in bad weather conditions.



High Beam with Assist (over 40 km/h). Automatically switches from high to low beam by detecting oncoming or preceding vehicles.



Dynamic Curve Light (any speed). Activated by steering angle and speed, the headlights swivel up to 15 degrees into the curve.



Static Cornering Light (up to 40 km/h, also when reversing). Throws light 90 degrees left or right for enhanced lateral vision.



LED Daytime Running Light. Attracts the attention of other road users without increasing fuel consumption (unlike low beam).



Bi-Xenon Adaptive Forward Lighting (AFL). Night driving has always had the potential to generate stress. Opel Insignia's advanced AFL system automatically selects from nine different light functions, each designed to provide optimum illumination in each driving situation without dazzling other drivers. The result: less stress, more safety.





A vision of the future.

Not the distant future, but the immediate future. Opel Eye is a camera system which reads and displays speed limit and “no overtaking” signs, warns against unintentional lane departure, constantly indicates the distance to the vehicle ahead, and alerts if a collision is likely. Meet the car that can see.



Opel Eye. The Opel Eye in Opel Insignia is a camera system with four functions: it reads and remembers speed limit and “no overtaking” signs and displays them. The system also gives the driver advanced warning of unintentional departure from traffic lanes, constantly indicates the distance to the vehicle ahead, and alerts the driver if a collision is imminent.



Opel Insignia’s Traffic Sign Assistant (TSA) system keeps the driver informed in real time about traffic restrictions – and lets him know if they are still valid. The camera recognizes speed limits or “no overtaking” signs, immediately displays them, and also signals the end of the restrictions.



The camera also observes the lane marking lines for the Lane Departure Warning (LDW), which is instantly activated when the car crosses a line without signalling. An audible warning and a sign in the instrument warn the driver immediately.

Following Distance Indication (FDI) constantly shows the distance to the leading vehicle in the instrument panel, helping to avoid tailgating tickets. Forward Collision Alert (FCA) is active when the car is moving faster than 40 km/h and gives visual and audible warning when a collision is likely.



Park Assist. At up to 30 km/h, strategically located sensors recognize viable parking spaces. The driver’s central display screen then provides precise steering guidance into the perfect parking position.



First, the feasible parking slot is identified, then exact steering guidance helps you park perfectly.



Adaptive Cruise Control (ACC). A radar sensor maintains your cruise speed and the chosen gap to the car in front using throttle and brakes. The following distance to the preceding vehicle can be adjusted via steering wheel control. A green vehicle ahead telltale illuminates if the radar sensor detects a preceding in-path vehicle. If you approach the preceding car too fast, the system triggers visual and audible warnings and applies the brakes, retarding the car to 30 km/h.



Parking made perfect. The front side sensors can detect potential parking spaces between parked cars. Once a suitable parking space has been identified, it will show up on the central display. Using visual instructions, it will then guide you safely and accurately into the space.

Push-button activated, it functions at speeds up to 30 km/h and at distances up to 1.80 m. The system is computer-controlled and also senses any obstacles while parking.


An investment in your safety. The Opel Insignia is not only equipped with state-of-the-art active safety systems, but also protects its occupants with exemplary passive defence technology.

High tensile steels, rigidity, deformability, strategically placed crash boxes and impact load paths all work together to ensure that the Opel Insignia offers one of the strongest safety structures on the market. Inside it the front airbags are dual powered to avoid injuries caused by too rapid inflation, and the passenger airbag can be switch deactivated. The side airbags guard against side impact and intrusion. In addition to the full-length curtain airbags, rear side airbags are also available.

The double pre-tensioned front seat belts are an important new development in safety belt technology. The first controls the lap belt, the second is the buckle tensioner. Working with the airbags and ramped seats they enable more pelvis restraint, but allow enough upper-body movement to complement the effectiveness of the airbags.

The standard Pedal Release System is an established Opel safety feature that automatically releases the pedals in a major crash situation, so helping avoid foot and lower leg injuries.

A sophisticated anti-theft system that meets world-acknowledged UK Thatcham standards is available. It protects against entry to the engine bay and through doors, boot and tailgate. Ultrasound sensors detect any unwanted intrusion, while the Sports Tourer also has glass breakage sensors. The sound alarm is independently powered and an inclination sensor even protects the wheels and tyres.



Tyre Pressure Monitoring System (TPMS). The TPMS registers the pressure in each individual tyre. If the pressure drops, the affected wheel is identified on the central display.



Active front headrests. A well-established and proven Opel safety feature, the active front headrests move up and forward under impact to guard against whiplash and other head and upper body injuries.





The pleasure of precision.

Opel Insignia is the living proof that precise handling expands the parameters for a drive which can be at the same time entertaining and safe – thanks to the communicative FlexRide chassis and the intelligent Adaptive 4x4 system.



FlexRide (Adaptive Stability Technology). FlexRide provides three different driving modes: select “Sport” for a more responsive drive with stiffer damping or “Tour” for relaxed cruising. “Normal” is the default mode. In extreme situations FlexRide automatically adjusts the damping to provide maximum safety and control in every driving mode.



Sport, Tour? The touch of a button changes the whole driving dynamics to fast sporting excitement or relaxed long-distance cruising.

The crucial components of FlexRide are Continuous Damping Control (CDC), which adjusts the damper settings in real time to changing situations, 4-channel ABS with Electronic Brake-force Distribution, Traction Control, and ESP^{Plus}. All work together in the chosen driving mode. So, for example, selecting “Sport” sharpens the response of the speed-sensitive steering, throttle input, and automatic transmission (when fitted), and the dampers are stiffened to ensure optimal road contact. To further enhance the sporty mood and feel, the instrument lighting also changes from white to red.

The heart of this advanced driving system is the unique Driving Mode Control (DMC). This continually collects the data from every chassis and drive component, responding instantly to this input – and to the driving style. If the driver starts to drive sportively on a curvy road or accelerates heavily, DMC changes from “Tour” or “Normal” to “Sport” settings to optimize dynamics. The “Sport” mode can also be customized via a menu displayed on the infotainment screen, enabling you to pre-programme your Opel Insignia exactly to your driving style.

The Opel Insignia features state-of-the-art all-wheel drive technology. The dynamic components include a Torque Transfer Device (TTD) and an electronic Limited Slip Differential (eLSD) at the rear axle. Both are latest-generation Haldex units and service-free.

The optional Super-Sports Pack (for Sport and Cosmo) adds Opel's HiPerStrut front axle, which isolates the steering from the negative effects of high engine torque. It also includes high-performance Brembo brakes and a handling-biased, lowered chassis. The pack is also available for front-wheel drive versions with selected engines.

Adaptive 4x4 is fully integrated with all the other dynamic control systems of the Opel Insignia. It therefore responds also more sportily when the "Sport" mode is activated.

The advantages of Adaptive 4x4 begin at take-off: all four wheels are engaged by the Torque Transfer Device (TTD) for stable acceleration with maximum grip. Under normal conditions mainly the front wheels provide traction to ensure good fuel economy. When accelerating or in curves the variable front/rear power split gives a predominant rear-wheel drive sensation. The electronic rear Limited Slip Differential (eLSD) also vectors the rear-wheel torque to whichever wheel needs it most. This means that under hard acceleration, or high speed lane changes, the Opel Insignia remains firmly under control. The result is increased driving safety with even more driver satisfaction.



Adaptive 4x4. The excellent on-road behaviour of Opel Insignia is further enhanced by on-demand all-wheel drive. In the Opel Insignia the torque is automatically distributed not only between front and rear axles, but also between left and right rear wheels, providing maximum traction, stability, and outstanding driving dynamics.



The body language.

The way a person stands or moves reveals inner depths. This applies equally to the Opel Insignia Sports Tourer as it does to every other Opel Insignia. There is an unmistakable confidence about its relationship with the road that encourages enthusiastic driving.



Panorama sunroof. The near full-length two-part sunroof maximizes natural light and atmosphere. It features a fixed glass rear section and an openable, pre-programmable front section with spoiler function. An electrically activated sunblind covers the complete sunroof to protect against strong sunlight.



Luggage space. Even with the rear seats occupied, 540 litres unobstructed volume ensures there is enough luggage space for business, leisure, or family.



The conquest of space. Despite its lithe and agile shape the Sports Tourer has an exceptionally capacious load carrying capability. The generously proportioned load area can be effortlessly extended by folding the 60/40 split-folding rear seats. The wide, electrically powered wrap-around tailgate is standard for Cosmo and optional for Edition and Sport. It can be programmed to open to two predetermined angles.

The culture of comfort. Deeply contoured and supportive seats provide not only comfort but also enhanced crash protection, while the climate control system offers the possibility to store personal preferences.

Regulated by multi-zone sun sensing, the Electronic Climate Control (ECC) offers a new quietness and a constantly comfortable climate, with individual temperature setting for driver and co-driver. Both this system and the single-zone air conditioning are driven by an externally controlled compressor that operates only as and when needed. This not only enables better air control, it also cuts fuel consumption and emissions, making it even more enjoyable.



ECC display. Always take the best weather with you. Inside the Opel Insignia you can. The simple to operate menu based display enables both the driver and front passenger to choose their own preferred climate setting simply by following the icons.



Heated leather steering wheel. Driving is a "hands-on" experience, and the leather-clad heated steering wheel makes sure your hands stay warm, right from the start of every winter journey.





Top Tec. Nanotechnology for fresher and cleaner interiors. Special coatings make fabrics both stain-resistant and water-repellent without compromising their “breathing” qualities.

Top Tec fabric protection. Top Tec prevents spilt fluids, grime and unwelcome stains from being absorbed by the fibres of the upholstery. Despite this resilience, the fabrics remain soft to the touch and still permit the passage of air to maintain seating comfort.



Electrically operated memory seats. It only takes a moment to set individual driver preferences with the electric seat and mirror controls, and just one touch of a button to store them. Two individual positions can be programmed.



Ergonomic sports seat. Are you sitting comfortably? If not, your driving could be as badly affected as your posture. Opel Insignia's fully orthopaedic sports seat adjusts 8 ways as well as providing 4-way lumbar support. Also, the adjustable seat extension cushion delivers relaxing thigh support.

At the top end, perforated leather in black or beige with heating and ventilation, fingertip electric operation and memory bring the Opel Insignia into the highest luxury category. But, if you prefer, the manually adjustable cloth-covered version provides the same level of ergonomic support. So sit down, slide it, tilt it, adjust the height, lumbar and leg support, then say goodbye to the backaches, cramps and numbness caused by anything less.



A place for everything. Opel Insignia, designed with your convenience in mind, offers a multitude of on-board stowage possibilities.

The Opel Insignia puts convenient pockets and compartments within easy reach of the driver and passengers. There are seat back map pockets, door pockets, a driver's storage bin, cupholders front and rear, a large glove box (the shown divider is available as accessory) and a centre rear armrest storage space. You want to use your computer or another electronic device? A special option is the 230 V power outlet in the floor console.



The communications portal. Whether receiving traffic information, dynamic navigation guidance, accessing preferred radio stations, or your MP3 player, the integrated infotainment system in Opel Insignia is as beautifully intuitive to use as it is beautiful to look at.

The twist and push controller makes using the navigation system or selecting from any of the available menus easy. Simply select the menu, then twist to scroll and push to select.



Infinity Sound System. For absolute premium sound the Opel Insignia also offers the option of the exceptional Infinity Sound System. This uses 7x45 W direct channels to drive 9 premium speakers. The audio signal is digitalized to be fine tuned with Digital Sound Processing (DSP) for accurate sound response. For you the difference is better all-round sound reproduction under all driving conditions.



CD 300. Stereo CD radio with MP3 playback, Triple Info Display, and aux-in as standard. Preselection for 4 x 6 stations, 4 x 20 W, 7 speakers.



CD 400. Specially developed for demanding music lovers. With 7-band graphic equalizer and Digital Sound Processor for fine tuning of the acoustic pattern. Menu guidance via Graphic Info Display. Total amplification power of 80 W and 7 premium speakers provide powerful, clear playback. CD player with MP3 capability. Aux-in standard, USB optional.

Navi 600. The Navi 600 has the same audio specifications as the CD 400 and features a high-resolution 7" colour display with continuous map zooming and scrolling function. The navigation map data is stored on an SD card, which is provided ex factory with navigation data for **xxx**. MP3 capability, USB, and aux-in are standard.

Auxiliary input (aux-in) and USB. A 3.5 mm jack plug in the console allows you to plug your own music device into the infotainment system. It supports MP3 player, etc. Also the USB connection provides playlist control via the infotainment system.



Navigation made clearer. The high location of the navigation screen provides superb clarity within the driver's sight line. It is recessed into the surrounding dashboard to avoid the visual interference of direct sunlight.



Mobile Phone Portals. Decide between a wireless Bluetooth® solution or an integrated system with phone-specific cradle that charges the mobile's battery. All important phone functions can be operated from the steering wheel, faceplate, or via Voice Control.

Navi 900 Europe. The Navi 900 Europe comes with navigation data and a comprehensive travel guide including pictures for more than 30 European countries on an 8-GB SD card. Additional features include log book function for each trip with USB download, the possibility to show individual pictures on the display, automatic POI announcement and voice recognition for navigation, phone, radio, and CD/USB controls.

Digital radio. DAB, DAB+ and DMB audio for all European digital radio formats is optionally available for CD 400, Navi 600 and Navi 900 Europe.

Please insert country specific cluster.



Towing hitch-mounted bicycle carrier. Smart and secure solution for up to two bicycles, optional extension for third bicycle available. Lightweight and easy to install, one-hand tilt function for easy access to the rear of the car. For towing hitch with removable or fixed ball head.



Dog grid. Essential to secure your beloved pets during the drive. Stable, precise-fitted separation of passenger and luggage compartment that is fitted behind the back seats. Only available for Opel Insignia Sports Tourer.



Cargo tray. Tailored fit for the luggage compartment guarantees effective protection against dirt and wetness. With anti-slip coating.



Privacy shades. High-quality fabric provides shade for passengers seated in the rear of the vehicle by blocking more than 70% of the sunlight. Tailored to fit both rear side windows and the rear window. The windows can still be opened while fitted. Easy to install.



Luggage compartment liner. Effective protection for both luggage compartment area and vehicle bumper. Includes a fold-out protection cover for the bumper and the rear seats when folded, to avoid damage and scratches when loading and unloading. Available for Sports Tourer.



Flex Floor. This addition to the luggage compartment of the Sports Tourer makes loading and unloading easier than ever. It fits flush with the existing floor, is robust enough to cope with loads of up to 120 kg and allows unrestricted access to the under-floor compartment.

A world of possibilities. Purpose-designed Opel accessories to help you make even more of your Opel Insignia.

Take the base carrier for instance. Once in place it matches all Opel carrier systems, including bicycle and ski carriers or a choice of 8 different roof boxes. All of these systems are easy to fit. The roof boxes as well as all carrier systems are lockable for additional security. For the whole range of available accessories, have a look at the Opel Insignia accessory brochure or go to www.opel.com



A sign of enthusiasm. Subtle but meaningful, OPC Line enhancements add a degree of discrete sportiness. All of the elements are purpose-designed and engineered to the same exacting standards as your Opel Insignia.



OPC Line Interior Pack. The OPC Line adds a real sense of sporting flair and quality both inside and out. The Interior Pack includes:

- OPC Line leather steering wheel, with shift paddles in combination with automatic transmission
- OPC Line shift lever
- OPC Line alloy pedals
- Dark headliner (not for Sports Tourer with panorama sunroof)



OPC sports seats. The optional OPC ergonomic sports seats in leather perfectly match the demands of all discerning drivers. They adjust 8 ways and provide 4-way lumbar support plus seat cushion extension for relaxing comfort.



OPC Line Exterior Pack. As individual as yourself. Matched styling parts for your Opel Insignia are available as a factory-fit option pack or as accessories fitted by your Opel dealer.

- OPC Line front lower skirt
- OPC Line rear lower skirt
- OPC Line side sills
- OPC Line rear spoiler (not for Sports Tourer)
- Visible exhaust pipes (not for 1.6 and 2.0 CDTI [110 hp], single for 1.8, 2.0 CDTI [130 hp and 160 hp], dual for all other engines)



NOMOS Tangomat, limited edition watch for Opel



www.opel-collection.com

Opel Service.

Europe-wide Customer Service.

Throughout Europe, more than 6,000 Opel repair workshops are ready to provide professional and punctual service. As you'd expect, they'll repair your vehicle to the highest standards. More unusually, perhaps, they'll tell you exactly what's been done and why, and they will show any costs involved clearly and concisely.

Opel Roadside Assistance.

This mobility service is valid and free of charge for all new Opel vehicles during the first year after the date on which they were first registered or delivered to the customer by the distributor, depending on which date comes first. No matter where you are, the Opel Roadside Assistance is there to help. In more than 40 European countries – round the clock. Offering services such as breakdown assistance, towing services, rental car, hotel accommodation or the organization of onward transportation, e.g. via rail or air (please see programme conditions). Your distributor or authorized repairer will be happy to offer an extension at your annual service.

Financing Offers.

The GMAC Bank offers you interesting tailor-made financing models. You alone decide how you would like to pay for your vehicle, in accordance with your particular needs.

Leasing Offers.

You can also lease your Opel, for example through GMAC Leasing. Leasing terms can be adapted to fit your business requirements and capabilities. Also, Master Lease offers you a complete fleet management service from one source.

Insurance Service.

Our GMAC insurance service rounds off the Opel Service Package. We offer Opel customers all types of automotive insurance.

Opel Rent Service.

Opel Rent will keep you on the road if your vehicle is out of service.

New Vehicle Warranty.

2-year new vehicle warranty. This warranty applies to any new Opel car for a period of 24 months without any mileage restrictions, as from the day on which it was either registered for the first time or delivered to the customer by the dealer, depending on which date comes first.

Extended Vehicle Warranty.

This repair cost insurance enables you to extend the warranty on your new vehicle to a maximum of **XXX** years.

12-year Anti-Perforation Warranty.

Opel provides you with a reliable long-term warranty against perforation, provided you have your vehicle serviced and all necessary inspections performed according to the service booklet.

3-year Warranty for Opel Batteries.

With a 3-year warranty for service-installed Opel original batteries your starting problems are over – even in the coldest winter.

Parts and Accessories Service.

Opel parts and accessories are available at your local Opel Shop, where you'll find everything to make your vehicle more comfortable or to meet your individual needs, as well as expert advice.

Opel on the Internet.

Need instant information? At www.opel.com you can access a wealth of information on all Opel cars, services, and accessories. Get online for Opel news and product updates.

Recycling.

Information about Design for Recycling, Take-Back points for End of Life Vehicles (ELVs) and the recycling of ELVs can be found on the Internet page www.opel.com

In case of any questions, please ask your Opel partner. More information can be found under www.opel.com

www.opel.com

Some illustrations in this brochure contain special equipment not included in standard delivery. The information contained in this brochure was accurate at the time of going to press. We reserve the right to make changes in design and equipment. The colours printed in the brochure only approximate actual colours. Illustrated optional equipment is available at extra charge. Availability, technical features, and equipment provided on our vehicles can vary outside of the Federal Republic of Germany. For precise information on the equipment provided on our vehicles, please contact your local Opel partner.

ADAM OPEL AG, Rüsselsheim

Edition 04/12



PEFC certified

This brochure is from sustainably managed forest and controlled sources.

www.pefc.org

NSO/MY13



The art of science.

Like every other Opel Insignia, this sleek Sports Tourer applies the same sophisticated technologies to ensure the chassis responds with intuitive precision to every driving situation. Impressive, even for the most demanding driver.



A position of authority.

Enhanced ergonomic functionality, with information presented clearly and logically. Nothing has been overlooked.

The attention to detail.

The skill and refinement that has been invested in the Opel Insignia is evident in every detail of the interior.





The balance of power.

Not all 4x4 systems are equal. In Opel Insignia the torque is distributed not only between the front and rear axles for enhanced traction and stability, but also between the individual rear wheels. It's called torque vectoring, and it raises cornering performance to impressive new levels.

150 YEARS SPECIAL EDITION – alternative page
Please chose your *copy version* according to your local strategy:
Version A: designed to align with the central 150 Years Anniversary Campaign
Version B: meeting your Insignia Special Edition how ever you may name it locally

That special feeling.

To us you are special, and to proof it there is now the Opel Insignia Special Edition. Luxurious design of seats coming with a new fabric design and artificial leather elements, special Opel door sill plates and exclusive optional alloy wheels let you know and show it.



Celebration time!

To celebrate the 150th birthday of Opel we wanted to give you something special. So here it is, the new Opel Insignia 150th Anniversary Special Edition. Easily to identify by the dedicated badge (**country-specific**). With the luxurious design of the seats coming with a new fabric design and artificial leather elements, premium Opel door sill plates and exclusive optional alloy wheels, it's as fresh as tomorrow.

150 YEARS SPECIAL EDITION – alternative or additional page
Please chose your *copy version* according to your local strategy:
Version A: designed to align with the central 150 Years Anniversary Campaign
Version B: meeting your Insignia Special Edition how ever you may name it locally



Opel Insignia 150th Anniversary Special Edition
Help us celebrate a major milestone of Opel history. The Opel Insignia 150th Anniversary Special Edition lets you do it in comfort and style.

Opel Insignia Special Edition
Show your own speciality. The Opel Insignia Special Edition lets you do it in exclusive comfort and style.

Key standard features over Essentia:

- 150th Anniversary Special Edition badge (country-specific)
- Chromed door sill plates with "OPEL" lettering
- Fabric Logic/Morrocana, Black
- Cruise control
- Power windows, front and rear
- Single-zone Electronic Climate Control
- Active headrests
- 4-way pneumatic lumbar support, driver's seat
- Front seat back pockets
- Rear armrest with load-through facility, cupholder and storage box
- Interior Light Pack
- Leather steering wheel with chrome decoration and remote control
- Chrome moulding around side windows
- Roof rails silver (Sports Tourer)
- 3-piece load floor with 2nd floor above spare-wheel well (Sports Tourer)
- 17" structure wheel
- 18" alloy wheel, 150th Anniversary Special Edition design (exclusive option)

Picture may show optional equipment.

Consumption and emissions with front-wheel drive, 4- and 5-door (Sports Tourer)	ecoFLEX model with Start/Stop System							
	with Start/Stop System and ecoFLEX Technology Pack							
Engines	Diesel 2.0 CDTI ECOTEC® (118 kW/160 hp)	Diesel 2.0 CDTI ECOTEC® (81 kW/110 hp)	Diesel 2.0 CDTI ECOTEC® (96 kW/130 hp)	Diesel 2.0 BiTurbo CDTI ECOTEC® (143 kW/195 hp)	Diesel 2.0 CDTI ECOTEC® (81 kW/110 hp)	Diesel 2.0 CDTI ECOTEC® (96 kW/130 hp)	Diesel 2.0 CDTI ECOTEC® (118 kW/160 hp)	Diesel 2.0 BiTurbo CDTI ECOTEC® (143 kW/195 hp)
Emission standard	Euro 5	Euro 5	Euro 5	Euro 5	Euro 5	Euro 5	Euro 5	Euro 5
Transmission	MT-6	MT-6	MT-6	MT-6	MT-6	MT-6/AT-6	MT-6/AT-6	AT-6
Fuel consumption in l/100 km ¹								
Urban	5.3 (5.6)	5.1 (5.3)	5.1 (5.3)	6.1 (6.4)	6.0 (6.2)	6.0 (6.2)/7.3 (7.5)	6.3 (6.5)/7.9 (8.0)	7.9 (8.0)
Extra-urban	3.7 (3.9)	3.8 (4.0)	3.8 (4.0)	4.2 (4.3)	3.9 (4.1)	3.9 (4.1)/4.4 (4.6)	3.9 (4.2)/4.3 (4.6)	4.7 (4.8)
Combined	4.3 (4.5)	4.3 (4.5)	4.3 (4.5)	4.9 (5.1)	4.7 (4.9)	4.7 (4.9)/5.4 (5.6)	4.8 (5.1)/5.7 (5.9)	5.9 (6.0)
CO ₂ emission combined in g/km ¹	114 (119)	114 (119)	114 (119)	129 (134)	124 (129)	124 (129)/144 (149)	127 (134)/149 (155)	155 (158)

Consumption and emissions with front-wheel drive, 4- and 5-door (Sports Tourer) with Start/Stop System and ecoFLEX Technology Pack						
Engines	Petrol 1.4 Turbo ECOTEC® (103 kW/140 hp)	Petrol 2.0 Turbo ECOTEC® (162 kW/220 hp)	LPG/Petrol 1.4 LPG Turbo ECOTEC® (103 kW/140 hp)	Petrol 1.8 ECOTEC® (103 kW/140 hp)	Petrol 1.6 Turbo ECOTEC® (132 kW/180 hp)	Petrol 2.0 Turbo ECOTEC® (162 kW/220 hp)
Emission standard	Euro 5	Euro 5	Euro 5	Euro 5	Euro 5	Euro 5
Transmission	MT-6	MT-6	AT-6	MT-6	MT-6	MT-6/AT-6
Fuel consumption in l/100 km ¹						
Urban	7.0 (7.3)	10.9 (11.2)	10.1 (10.4)/7.9 (7.9)	10.1 (10.3)	9.7 (9.8)	11.6 (11.9)/13.1–13.0 (13.2)
Extra-urban	4.6 (4.8)	5.7 (5.9)	6.2 (6.5)/4.8 (5.0)	5.5 (5.7)	5.4 (5.7)	6.0 (6.1)/6.3–6.2 (6.4)
Combined	5.5 (5.7)	7.6 (7.8)	7.6 (7.9)/5.9 (6.1)	7.2 (7.4)	7.0 (7.2)	8.1 (8.3)/8.8–8.7 (8.9)
CO ₂ emission combined in g/km ¹	129 (134)	179 (184)	124 (129)/139 (143)	169 (174)	164 (169)	189 (194)/206 (209)

Consumption and emissions with Adaptive 4x4, 4- and 5-door (Sports Tourer) with Start/Stop System and ecoFLEX Technology Pack							
Engines	Diesel 2.0 CDTI ECOTEC® (118 kW/160 hp)	Diesel 2.0 BiTurbo CDTI ECOTEC® (143 kW/195 hp)	Petrol 2.0 Turbo ECOTEC® (184 kW/250 hp)	Diesel 2.0 CDTI ECOTEC® (118 kW/160 hp)	Diesel 2.0 BiTurbo CDTI ECOTEC® (143 kW/195 hp)	Petrol 2.0 Turbo ECOTEC® (184 kW/250 hp)	Petrol 2.8 V6 Turbo ECOTEC® (191 kW/260 hp)
Emission standard	Euro 5	Euro 5	Euro 5	Euro 5	Euro 5	Euro 5	Euro 5
Transmission	MT-6	MT-6	MT-6	MT-6/AT-6	AT-6	MT-6/AT-6	AT-6
Fuel consumption in l/100 km ¹							
Urban	7.0 (6.9)	6.7–6.6 (6.9)	11.5 (11.7)	7.2 (7.2)/8.7 (8.8)	8.4 (8.6)	12.1 (12.3)/13.3 (13.6)	16.6 (17.1)
Extra-urban	4.8–4.7 (4.9)	4.8 (4.9)	6.4 (6.6)	4.8–4.7 (4.9)/5.0 (5.3)	5.2 (5.4)	6.4 (6.6)/6.7 (6.9)	7.7 (7.9)
Combined	5.6 (5.6)	5.5–5.4 (5.6)	8.3 (8.5)	5.7–5.6 (5.7)/6.4 (6.6)	6.4 (6.6)	8.5 (8.7)/9.1 (9.3)	11.0 (11.3)
CO ₂ emission combined in g/km ¹	149–147 (149)	146–144 (149)	194 (199)	153–149 (151)/169 (175)	169 (174)	199 (204)/214 (219)	258 (265)

MT-6 = 6-speed manual transmission AT-6 = 6-speed automatic transmission ¹In acc. with regulation R (EC) No. 715/2007 (in the version respectively applicable).

All information was accurate and up to date at the time of going to print. The company reserves the right to alter engine specifications at any time, which may influence the content of the shown data. Please consult your Opel dealer for the latest information. All figures quoted relate to the EU base model with standard equipment. Fuel consumption data and CO₂ emission data are determined according to regulation R (EC) No. 715/2007 (in the version respectively applicable), taking into consideration the vehicle weight in running order, as specified by the regulation. Additional equipment may lead to slightly higher results than the stated con-

sumption and CO₂ figures. The figures for fuel consumption and CO₂ emissions do not relate to a specific vehicle and are not part of an offer. They are provided only for the purpose of comparison between different vehicle variants. Additional equipment may increase the weight of the vehicle when empty and in some cases the permissible axle weights as well as the permissible total weight of the vehicle and reduce the permissible towing weights. This may lead to a reduction in top speed and increased acceleration time. Driving performance figures assume a 75 kg driver plus a 125 kg load.

Engines and transmissions. Confident performance and fuel economy are integral characteristics of all petrol and diesel ECOTEC® engines in Opel Insignia. All engines are mated to either 6-speed manual or 6-speed automatic transmissions for optimum efficiency. The comprehensive range of ECOTEC® powertrains means it's easy to choose an Insignia that matches your driving style exactly.


The range of petrol engines starts **with the 1.8 and the downsized 1.4 Turbo, which is also available for Liquefied Petroleum Gas (LPG), all delivering 103 kW (140 hp).** For more power, choose from the 1.6 Turbo (132 kW/180 hp) or the 2.0 Turbo (162 kW/220 hp) with front-wheel drive, 186 kW/250 hp with Adaptive 4x4. **Top** of the petrol range is the 2.8 V6 Turbo (191 kW/260 hp) for the ultimate in smooth power delivery.

Insignia's diesel engines are just as impressive. Three 2.0 common rail turbo units are available with 81 kW (110 hp), 96 kW (130 hp) or 118 kW (160 hp). The most powerful of these has a variable geometry turbocharger, which smoothly eliminates turbo lag. Its over-boost function provides extra torque whenever needed. The Insignia diesel range is now topped by the sophisticated 2.0 BiTurbo CDTI (143 kW/195 hp). Here, two turbochargers complement each other, delivering consistently high torque levels at all engine speeds so that the capability for immediate acceleration is always there.

In combination with manual transmission, most engines are available with the ecoFLEX Technology Pack. This includes Opel's Start/Stop System **on the petrol and diesel engines** for even lower emissions and fuel consumption, especially in city traffic.

ecoFLEX

Opel Insignia ecoFLEX. For some drivers the environment comes before everything else. If you share this commitment, Opel Insignia offers a real choice. The 2.0 CDTI ECOTEC® with Start/Stop System delivers 118 kW (160 hp) with a combined consumption of only 4.3 litres and cuts CO₂ emissions to just 115 g/km, with only 4.5 l/100 km and 119 g CO₂/km for the Sports Tourer. By optimizing engine calibration, adapting the drive ratio, refining aerodynamics, fitting special tyres and shift indication, the Opel Insignia ecoFLEX protects the environment without compromising driving performance.



BiTurbo. Turbo technology for the highest efficiency: two staged turbochargers work in series, eliminating turbo lag and providing maximum power output with reduced emissions.

