



ŠKODA

OCTAVIA

PRICING AND SPECIFICATION



EFFECTIVE FROM JULY 2017

On The Road and P11D pricing

Octavia S									
	CO ₂	VED Band	Insurance group (50)	Recommended Basic	VAT	RRP	Recommended OTR	BiK 2017/18	P11D value
1.0 TSI 115PS Hatch	110	F	14E	£13,675.00	£2,735.00	£16,410.00	£17,195.00	21%	£17,000.00
1.0 TSI 115PS DSG Hatch	108	F	14E	£14,716.67	£2,943.33	£17,660.00	£18,445.00	20%	£18,250.00
1.6 TDI 115PS Hatch	106	F	15E	£15,416.67	£3,083.33	£18,500.00	£19,285.00	23%	£19,090.00
1.6 TDI 115PS DSG Hatch	103	F	15E	£16,458.33	£3,291.67	£19,750.00	£20,535.00	22%	£20,340.00
1.0 TSI 115PS Estate	110	F	14E	£14,675.00	£2,935.00	£17,610.00	£18,395.00	21%	£18,200.00
1.0 TSI 115PS DSG Estate	108	F	14E	£15,716.67	£3,143.33	£18,860.00	£19,645.00	20%	£19,450.00
1.6 TDI 115PS Estate	106	F	15E	£16,416.67	£3,283.33	£19,700.00	£20,485.00	23%	£20,290.00
1.6 TDI 115PS DSG Estate	103	F	15E	£17,458.33	£3,491.67	£20,950.00	£21,735.00	22%	£21,540.00

Octavia SE									
	CO ₂	VED Band	Insurance group (50)	Recommended Basic	VAT	RRP	Recommended OTR	BiK 2017/18	P11D value
1.0 TSI 115PS Hatch	110	F	14E	£14,762.50	£2,952.50	£17,715.00	£18,500.00	21%	£18,305.00
1.0 TSI 115PS DSG Hatch	108	F	14E	£15,804.17	£3,160.83	£18,965.00	£19,750.00	20%	£19,555.00
1.4 TSI 150PS Hatch	121	G	19E	£15,604.17	£3,120.83	£18,725.00	£19,530.00	23%	£19,315.00
1.4 TSI 150PS DSG Hatch	114	G	19E	£16,645.83	£3,329.17	£19,975.00	£20,780.00	21%	£20,565.00
1.5 TSI 150PS ACT Hatch	113	G	TBC	£15,854.17	£3,170.83	£19,025.00	£19,830.00	21%	£19,615.00
1.6 TDI 115PS Hatch	106	F	15E	£16,504.17	£3,300.83	£19,805.00	£20,590.00	23%	£20,395.00
1.6 TDI 115PS DSG Hatch	103	F	15E	£17,545.83	£3,509.17	£21,055.00	£21,840.00	22%	£21,645.00
2.0TDI 150PS Hatch	113	G	21E	£17,104.17	£3,420.83	£20,525.00	£21,330.00	24%	£21,115.00
1.0 TSI 115PS Estate	110	F	14E	£15,762.50	£3,152.50	£18,915.00	£19,700.00	21%	£19,505.00
1.0 TSI 115PS DSG Estate	108	F	14E	£16,804.17	£3,360.83	£20,165.00	£20,950.00	20%	£20,755.00
1.4 TSI 150PS Estate	124	G	14E	£16,604.17	£3,320.83	£19,925.00	£20,730.00	23%	£20,515.00
1.4 TSI 150PS DSG Estate	117	G	14E	£17,645.83	£3,529.17	£21,175.00	£21,980.00	22%	£21,765.00
1.5 TSI 150PS ACT Estate	115	G	TBC	£16,854.17	£3,370.83	£20,225.00	£21,030.00	22%	£20,815.00
1.6 TDI 115PS Estate	106	F	14E	£17,504.17	£3,500.83	£21,005.00	£21,790.00	23%	£21,595.00
1.6 TDI 115PS DSG Estate	103	F	14E	£18,545.83	£3,709.17	£22,255.00	£23,040.00	22%	£22,845.00
2.0TDI 150PS Estate	113	G	21E	£18,104.17	£3,620.83	£21,725.00	£22,530.00	24%	£22,315.00

Octavia SE L									
	CO ₂	VED Band	Insurance group (50)	Recommended Basic	VAT	RRP	Recommended OTR	BiK 2017/18	P11D value
1.4 TSI 150PS Hatch	121	G	21E	£17,300.00	£3,460.00	£20,760.00	£21,565.00	23%	£21,350.00
1.4 TSI 150PS DSG Hatch	114	G	21E	£18,341.67	£3,668.33	£22,010.00	£22,815.00	21%	£22,600.00
1.5 TSI 150PS ACT Hatch	114	G	TBC	£17,550.00	£3,510.00	£21,060.00	£21,865.00	21%	£21,650.00
1.6 TDI 115PS Hatch	109	F	16E	£18,200.00	£3,640.00	£21,840.00	£22,625.00	23%	£22,430.00
1.6 TDI 115PS DSG Hatch	105	F	16E	£19,241.67	£3,848.33	£23,090.00	£23,875.00	23%	£23,680.00
2.0TDI 150PS Hatch	113	G	22E	£18,800.00	£3,760.00	£22,560.00	£23,365.00	24%	£23,150.00
2.0TDI 150PS DSG Hatch	118	G	22E	£19,841.67	£3,968.33	£23,810.00	£24,615.00	25%	£24,400.00
1.4 TSI 150PS Estate	124	G	21E	£18,300.00	£3,660.00	£21,960.00	£22,765.00	23%	£22,550.00
1.4 TSI 150PS DSG Estate	117	G	21E	£19,341.67	£3,868.33	£23,210.00	£24,015.00	22%	£23,800.00
1.5 TSI 150PS ACT Estate	116	G	TBC	£18,550.00	£3,710.00	£22,260.00	£23,065.00	22%	£22,850.00
1.6 TDI 115PS Estate	109	F	16E	£19,200.00	£3,840.00	£23,040.00	£23,825.00	23%	£23,630.00
1.6 TDI 115PS DSG Estate	105	F	16E	£20,241.67	£4,048.33	£24,290.00	£25,075.00	23%	£24,880.00
2.0TDI 150PS Estate	113	G	22E	£19,800.00	£3,960.00	£23,760.00	£24,565.00	24%	£24,350.00
2.0TDI 150PS DSG Estate	119	G	22E	£20,841.67	£4,168.33	£25,010.00	£25,815.00	25%	£25,600.00
2.0TDI 150PS 4x4 Estate	124	G	22E	£21,008.33	£4,201.67	£25,210.00	£26,015.00	26%	£25,800.00

On The Road and P11D pricing - continued

Octavia Laurin & Klement									
	CO ₂	VED Band	Insurance group (50)	Recommended Basic	VAT	RRP	Recommended OTR	BiK 2017/18	P11D value
2.0TDI 150PS Hatch	114	G	23E	£22,325.00	£4,465.00	£26,790.00	£27,595.00	21%	£27,380.00
2.0TDI 150PS DSG Hatch	119	G	23E	£23,366.67	£4,673.33	£28,040.00	£28,845.00	22%	£28,630.00
2.0TDI 150PS Estate	114	G	23E	£23,325.00	£4,665.00	£27,990.00	£28,795.00	21%	£28,580.00
2.0TDI 150PS DSG Estate	120	G	23E	£24,366.67	£4,873.33	£29,240.00	£30,045.00	23%	£29,830.00
2.0TDI 150PS 4x4 Estate	126	G	23E	£24,533.33	£4,906.67	£29,440.00	£30,245.00	24%	£30,030.00

Octavia Scout									
	CO ₂	VED Band	Insurance group (50)	Recommended Basic	VAT	RRP	Recommended OTR	BiK 2017/18	P11D value
2.0TDI 150PS 4X4 Estate	130	G	20E	£21,566.67	£4,313.33	£25,880.00	£26,685.00	28%	£26,470.00
2.0TDI 184PS 4x4 DSG Estate	133	H	24E	£23,895.83	£4,779.17	£28,675.00	£29,520.00	28%	£29,265.00

Octavia vRS									
	CO ₂	VED Band	Insurance group (50)	Recommended Basic	VAT	RRP	Recommended OTR	BiK 2017/18	P11D value
2.0 TSI 230PS Hatch	149	H	28E	£20,283.33	£4,056.67	£24,340.00	£25,185.00	28%	£24,930.00
2.0 TSI 230PS DSG Hatch	149	H	28E	£21,441.67	£4,288.33	£25,730.00	£26,575.00	28%	£26,320.00
2.0 TDI 184PS Hatch	119	G	26E	£20,429.17	£4,085.83	£24,515.00	£25,320.00	25%	£25,105.00
2.0 TDI 184PS DSG Hatch	129	G	26E	£21,587.50	£4,317.50	£25,905.00	£26,710.00	27%	£26,495.00
2.0 TDI 184PS DSG 4X4 Hatch	134	H	26E	£22,795.83	£4,559.17	£27,355.00	£28,200.00	28%	£27,945.00
2.0 TSI 230PS Estate	149	H	28E	£21,283.33	£4,256.67	£25,540.00	£26,385.00	28%	£26,130.00
2.0 TSI 230PS DSG Estate	149	H	28E	£22,441.67	£4,488.33	£26,930.00	£27,775.00	28%	£27,520.00
2.0 TDI 184PS Estate	119	G	26E	£21,429.17	£4,285.83	£25,715.00	£26,520.00	25%	£26,305.00
2.0 TDI 184PS DSG Estate	129	G	26E	£22,587.50	£4,517.50	£27,105.00	£27,910.00	27%	£27,695.00
2.0 TDI 184PS DSG 4x4 Estate	134	H	26E	£23,795.83	£4,759.17	£28,555.00	£29,400.00	28%	£29,145.00

Octavia vRS 245									
	CO ₂	VED Band	Insurance group (50)	Recommended Basic	VAT	RRP	Recommended OTR	BiK 2017/18	P11D value
2.0 TSI 245PS Hatch	150	H	29E	£22,291.67	£4,458.33	£26,750.00	£27,595.00	29%	£27,340.00
2.0 TSI 245PS DSG Hatch	146	H	29E	£23,450.00	£4,690.00	£28,140.00	£28,985.00	28%	£28,730.00
2.0 TSI 245PS Estate	150	H	29E	£23,291.67	£4,658.33	£27,950.00	£28,795.00	29%	£28,540.00
2.0 TSI 245PS DSG Estate	146	H	29E	£24,450.00	£4,890.00	£29,340.00	£30,185.00	28%	£29,930.00

On The Road and P11D pricing - continued

Company car tax is based on the vehicle's carbon dioxide emissions. The higher the emissions, the higher its tax liability. When a company car is made available for private use a 'Benefit in Kind' value is calculated for tax purposes. To help you calculate your tax liability, please see the table below.

P11D (expenses and benefits)

The P11D value is calculated by taking the On The Road (OTR) price for the vehicle, less the Road Fund Licence (RFL) and First Registration Fee (FRF).

BiK (Benefit in Kind)

The BiK percentage value is based on the CO₂ emissions of the vehicle for the current tax year 2017/2018.

BiK calculation example Octavia Hatch 1.0 TSI 115PS

P11D value		£17,000.00
Company car BiK tax based on CO₂ emission level		21%
Taxable BiK (for 2017/2018 tax year):	21% of £17,000.00	£3,570.00
Annual company car tax (2017/18)		
20% income tax	20% of £3,570.00	£714.00
40% income tax	40% of £3,570.00	£1,428.00
Monthly company car tax (2017/18)		
20% income tax	£714.00 divided by 12 months	£59.50
40% income tax	£1,428.00 divided by 12 months	£119.00

Engines

ENGINES		Hatch						Estate						
		S	SE	SE L	Laurin & Klement	VRS	VRS 245	S	SE	SE L	Laurin & Klement	Scout	VRS	VRS 245
1.0 TSI 115 PS	Man	●	●					●	●					
	DSG	●	●					●	●					
1.4 TSI 150 PS	Man		●	●					●	●				
	DSG		●	●					●	●				
2.0 TSI 230 PS	Man					●							●	
	DSG					●							●	
2.0 TSI 245 PS	Man													●
	DSG													●
1.6 TDI 115 PS	Man	●	●	●				●	●	●				
	DSG	●	●	●				●	●	●				
2.0 TDI 150 PS	Man		●	●	●				●	●	●			
	DSG			●	●					●	●			
	Man 4x4											●		
2.0 TDI 184 PS	Man					●							●	
	DSG					●							●	
	DSG 4x4					●						●	●	

Standard specification

S

WHEELS

16" Alcatraz alloy wheels
Anti-theft wheel bolts

EXTERIOR

Halogen projector headlights
LED front headlights
LED rear lights (low functionality)
Body coloured bumpers and protective side mouldings
Black door mirrors and door handles
Daytime running lights
Aero front windscreen wipers with intermittent function
Rear window wiper
Tinted windows
Black roof rails (Estate only)

INTERIOR

Fabric upholstery
Three spoke leather steering wheel

SAFETY AND SECURITY

Remote central locking
Alarm
Electronic engine immobiliser
Automatic post collision braking system
Driver and passenger front and side airbags
Driver knee airbag
Head and curtain airbags
Passenger airbag de-activation switch
Seatbelt warning light (all passengers)
Fuel supply cut off switch
Tyre repair kit (no spare wheel)
Electronic Stability Control (ESC) (incl. ABS+EBV+MSR+ASR+EDS+HBA+DSR)
XDS - XDS is an advanced electronic differential lock, designed to maximise road holding and improve responses, especially when cornering
Hill hold control
Tyre pressure monitor system
Trip computer
Gear change recommendation
ECO Start/Stop
Brake engine recuperation
High level third rear brakelight

ENTERTAINMENT AND COMMUNICATION

Bolero radio with 8" touchscreen display
DAB digital radio
SmartLink Connectivity
Bluetooth®
SD card
Multi-device interface with USB and AUX-IN
Eight loudspeakers

COMFORT AND CONVENIENCE

Manual air conditioning
Air re-circulation with pollen filter
Electric front windows
Electrically adjustable and heated door mirrors
Height adjustable driver seat
Height adjustable front and rear head restraints

S - continued

COMFORT AND CONVENIENCE - continued

Manually adjustable steering column
ISOFIX child seat fittings on outer rear seats with toptether
Split and folding rear backrest
Exterior temperature indicator
Rear mudflaps
Passenger vanity mirror
Electro-mechanical power steering
Illuminated luggage compartment
Four latching points in luggage compartment
Interior light with door pillar switches
Internally adjustable headlight beam level

SE (over S)

WHEELS

16" Ilias alloy wheels

EXTERIOR

Front fog lights
Black door mirrors and door handles

INTERIOR

Chrome interior door handles
Three spoke leather multifunction steering wheel

SAFETY AND SECURITY

Cruise control
Acoustic rear parking sensors
Multifunction trip computer
Driver fatigue sensor
Drive mode select (eco/comfort/sport/custom)*

ENTERTAINMENT AND COMMUNICATION

Voice control

COMFORT AND CONVENIENCE

Dual-zone climate control with humidity sensor and control
Electric front and rear windows with child safety switch
Jumbo box with air conditioning function
Height adjustable driver and passenger seats with lumbar support
Pockets on rear of front seats
Overhead glasses storage compartment
Sun visors with illuminated vanity mirror
Glovebox with air conditioning function
Rear seat backrest release (Estate only)
Driver personalisation including three keys

*Not available on 1.0 TSI Engine

Standard specification - continued

SE L (over SE)

WHEELS

17" Trius alloy wheels

EXTERIOR

Full LED headlights, AFS and LED daytime running lights

Fog lights

Telescopic front headlight washers

Front grille in high gloss black colour

Chrome strip in front bumper

Privacy glass on rear windows

INTERIOR

Alcantara and leather upholstery

Auto-dimming rear view mirror

Floor mats

Umbrella under passenger seat

SAFETY AND SECURITY

Front assist

Colour multifunction trip computer

Intelligent light assistant with high beam assist and rain sensor

ENTERTAINMENT AND COMMUNICATION

Amundsen satellite navigation with 8" touchscreen display and integrated Wi-Fi

Infotainment Online (one year)

COMFORT AND CONVENIENCE

Electrically adjustable, heated and foldable mirrors with boarding spots

Rear seat split and folding with armrest and storage box

Umbrella under passenger front seat

Variable boot floor (Estate only)

Luggage compartment lighting, two side lamps (for Estate only one removable)

Laurin & Klement (over SE L)

WHEELS

18" Turbine alloy wheels with anti-theft wheel bolts

EXTERIOR

Cornering front fog lights

LED rear lights (high functionality)

Chrome window surround

INTERIOR

Heated front seats

Electrically adjustable driver's seat with memory function and lumbar support

L&K door sill trims

Decorative inserts in piano black with L&K logo

LED interior lighting in doors (10x colours)

Illuminated front and rear footwells

SAFETY AND SECURITY

Adaptive cruise control with front assist

KESY: keyless entry and start system

Park assist

Lane assist

ENTERTAINMENT AND COMMUNICATION

Columbus satellite navigation with 9.2" touchscreen display and integrated Wi-Fi

CANTON sound system

COMFORT AND CONVENIENCE

Three spoke heated multifunction steering wheel

Auto-dimming, electrically adjustable, heated and foldable mirrors with boarding spots and memory function

Rear backrest release (Hatch only)

Standard specification - continued

Scout (over SE)

WHEELS

17" Nivalis alloy wheels with anti-theft wheel bolts

EXTERIOR

Full LED headlights, AFS and LED daytime running lights

Cornering front fog lights

Telescopic front headlight washers

Scout-specific front fog lights

Privacy glass

Silver roof rails

Scout badging at front and rear

Scout body styling: front and rear bumpers, sills and wheel arches

Scout body styling: Side mouldings in black

Door mirrors in silver

INTERIOR

Alcantara and leather Scout upholstery

Door sill trims with Scout logo

LED interior lighting in doors (10x colours)

Floor mats

Umbrella under passenger seat

SAFETY AND SECURITY

Off-road mode

Lane assist

Rough road package, includes engine guard and underbody stone guard

Colour multifunction trip computer

ENTERTAINMENT AND COMMUNICATION

Amundsen satellite navigation with 8" touchscreen display and integrated Wi-Fi

Wi-Fi hotspot

COMFORT AND CONVENIENCE

Heated front seats

Three spoke leather heated multifunction steering wheel with Scout logo

Auto-dimming rear view mirror (with humidity sensor)

Rain sensor

Light assistant (coming home, leaving home, tunnel light)

Luggage compartment lighting, two side lamps (for Estate only one removable)

vRS (over SE)

WHEELS

18" Gemini anthracite alloy wheels

EXTERIOR

Full LED headlights, AFS and LED daytime running lights with cornering front vRS design fog lights

Telescopic headlight washers

LED rear lights (high functionality)

vRS exterior styling including - vRS bumpers, spoiler and red brake calipers

No rear mudflaps

vRS (over SE) - continued

INTERIOR

vRS sport seats and upholstery

Door sill trims with vRS logo

Lighting interior door handles front and rear

Interior ambient lighting in doors (10x colours)

Umbrella under passenger seat

Rear armrest with load-through boot access

Floor mats

Safety vest holder under passenger seat

SAFETY AND SECURITY

ESC inc ABS, EBV, MSR, ASR, EDS, HBA, DSR, ESBS, TSA, MKB, XDS and Prefill

Performance mode selection

Lane assist

Colour multifunction trip computer

ENTERTAINMENT AND COMMUNICATION

Amundsen satellite navigation with 8" touchscreen display and integrated Wi-Fi

Wi-Fi hotspot

COMFORT AND CONVENIENCE

Supersport three spoke leather multifunction steering wheel with vRS logo – DSG models also feature gear shift paddles

Auto-dimming, electrically adjustable, heated and foldable mirrors with boarding spots and memory function

Rain sensor

Interior rear view mirror dimming

Light assistant (coming home, leaving home, tunnel light)

Rear backrest release from boot

Luggage compartment lighting, two side lamps (for Estate only one removable)

vRS 245 (over vRS)

WHEELS

19" Xtreme gloss black alloy wheels

EXTERIOR

Gloss black vRS front grille

Gloss black mirror housing

Gloss black exhaust tailpipes with sports sound

INTERIOR

vRS sport seats in Alcantara

Decorative inserts in gloss black

Door sill trims with vRS logo

Drivers seat with memory function

Electrically adjustable front seats

SAFETY AND SECURITY

Electro-mechanical front locking differential

Front and rear parking sensors

Colour multifunction trip computer inc. lap timer

COMFORT AND CONVENIENCE

Heated front seats

Electrically adjustable, heated & foldable mirrors with boarding spots

Optional equipment

Key: ○ Optional ● Standard - N/A

WHEELS AND SUSPENSION	S	SE	SEL	L&K	Scout	vRS	vRS 245	Basic exc VAT	RRP inc VAT
17" Denom alloy wheels with anti-theft wheel bolts.	-	○	-	-	-	-	-	£333.33	£400.00
17" Teron alloy wheels with anti-theft wheel bolts.	-	○	-	-	-	-	-	£333.33	£400.00
18" Alaris alloy wheels with anti-theft wheel bolts.	-	○	-	-	-	-	-	£625.00	£750.00
	-	-	○	-	-	-	-	£333.33	£400.00
18" Golus alloy wheels with anti-theft wheel bolts.	-	○	-	-	-	-	-	£625.00	£750.00
	-	-	○	-	-	-	-	£333.33	£400.00
18" Braga anthracite alloy wheels with anti-theft wheel bolts.	-	-	-	-	○	-	-	£333.33	£400.00
18" Braga silver alloy wheels with anti-theft wheel bolts.	-	-	-	-	○	-	-	£333.33	£400.00
18" Gemini silver alloy wheels with anti-theft wheel bolts.	-	-	-	-	-	○	-	FOC	FOC
19" Xtreme silver alloy wheels with anti-theft wheel bolts.	-	-	-	-	-	○	-	£541.67	£650.00
Temporary space-saver spare wheel.	-	○	○	-	○	○	○	£83.33	£100.00
Temporary spare wheel.	○	○	○	-	-	-	-	£83.33	£100.00
All season tyres for 16" alloy wheels.	○	○	-	-	-	-	-	£125.00	£150.00
Super ROWI tyres for 16" alloy wheels.	-	○	-	-	-	-	-	£125.00	£150.00
Towbar preparation.	○	○	○	○	○	○	○	£145.83	£175.00
Towbar removable and lockable with adaptor.	○	○	○	○	○	○	○	£458.33	£550.00
PAINT									
Solid colours.	○	○	○	○	○	○	○	FOC	FOC
Special colours.	○	○	○	○	○	-	-	£162.50	£195.00
	○	○	-	-	-	○	○	FOC	FOC
Metallic and pearl-effect colours.	○	○	○	-	○	-	-	£462.50	£555.00
	-	-	-	○	-	○	○	£316.67	£380.00
vRS colour.	-	-	-	-	-	○	○	£316.67	£380.00
EXTERIOR									
Full LED headlights with LED rear lights (high functionality) front headlight washer system and front cornering light functionality. SE trim also includes light and rain sensor and auto-dimming rear view mirror. LED rear lights (high functionality) optional for Scout trim.	-	○	-	●	●	●	●	£916.67	£1,100.00
LED rear lights (high functionality).	-	○	○	●	○	●	●	£125.00	£150.00
Cornering front fog lights.	-	○	○	●	●	-	-	£87.50	£105.00
Cornering front fog lights with black surround.	-	-	-	-	-	○	○	£104.17	£125.00
Electrically adjustable, heated, folding, auto-dimming door mirrors includes auto-dimming rear view mirror for SE.	-	-	○	●	●	-	-	£104.17	£125.00
Privacy glass from B-pillar back.	-	○	-	-	-	○	●	£145.83	£175.00
	-	○	●	●	●	●	●	£166.67	£200.00
HATCH ONLY									
Chrome window surround.	-	○	○	●	-	○	-	£129.17	£155.00
Black design package includes gloss black front grille and gloss black external mirror housing.	-	-	-	-	-	○	-	£125.00	£150.00
Black design package plus includes 19" Xtreme anthracite alloy wheels, gloss black front grille, gloss black external mirrors and cornering front fog lights with black surround.	-	-	-	-	-	○	-	£562.50	£675.00
ESTATE ONLY									
Chrome window surround.	-	○	○	●	○	○	-	£212.50	£255.00
Black design package includes gloss black front grille, gloss black external mirror housing and gloss black roof rails.	-	-	-	-	-	○	-	£175.00	£210.00
Black design package plus includes 19" Xtreme anthracite alloy wheels, gloss black front grille, gloss black external mirror housing, gloss black roof rails and cornering front fog lights with black surround.	-	-	-	-	-	○	-	£604.17	£725.00
Rough road package includes engine guard and underbody stone guard.	-	○	-	-	●	-	-	£166.67	£200.00
Silver roof rails brushed effect on Scout.	-	○	○	○	●	-	-	£129.17	£155.00
Gloss black roof rails.	-	-	-	-	-	○	●	£50.00	£60.00

Optional equipment - continued

Key: ○ Optional ● Standard - N/A

INTERIOR	S	SE	SEL	L&K	Scout	vRS	vRS 245	Basic exc VAT	RRP inc VAT
Leather upholstery and heated front seats contains some artificial leather.	-	-	○	-	-	-	-	£562.50	£675.00
vRS alcantara upholstery and heated front seats.	-	-	-	-	-	○	●	£770.83	£925.00
Heated front seats.	-	○	○	●	●	○	●	£208.33	£250.00
Heated front and rear seats.	-	○	○	-	-	○	-	£333.33	£400.00
	-	-	-	○	○	-	○	£166.67	£200.00
Heated steering wheel only in combination with adaptive cruise control, heated seats front or heated seats front and rear.	-	-	○	●	●	-	-	£129.17	£155.00
Interior light pack includes LED strips in the front and rear doors (a choice of 10 colours) and LED footwell lighting.	-	-	○	●	●	●	●	£154.17	£185.00
Boot net programme.	-	○	○	○	○	○	○	£45.83	£55.00
Electrically adjustable front seats includes auto dimming driver's door mirror with memory function. Not available in combination with CANTON sound system. Only in combination with Alcantara upholstery on vRS.	-	-	○	-	○	○	●	£729.17	£875.00
Fold flat front passenger seat.	-	○	-	-	-	-	-	£95.83	£115.00
Simply Clever package contains double sided boot floor, rear tablet holder and waste bin.	○	○	○	○	○	○	○	£70.83	£85.00
Smoker's pack front ashtray and lighter.	○	○	○	○	○	○	○	£25.00	£30.00
Textile floor mat set.	○	○	●	●	●	●	●	£62.50	£75.00
HATCH ONLY									
Rear armrest with two cupholders and load-through provision.	-	○	●	●	-	●	●	£125.00	£150.00
Rear backrest release.	-	○	○	●	-	●	●	£75.00	£90.00
Sunroof.	-	○	○	○	-	○	○	£708.33	£850.00
ESTATE ONLY									
Net partition.	-	○	○	○	○	○	○	£145.83	£175.00
Panoramic sunroof.	-	○	○	○	○	○	○	£958.33	£1,150.00
Variable boot floor.	-	○	●	●	○	○	○	£125.00	£150.00
Simply Clever Package for variable boot floor contains media holder and waste bin.	-	○	○	○	○	○	○	£16.67	£20.00
SAFETY AND SECURITY									
Crew protection assistant and rear side airbags senses when an impact is imminent and closes windows and sunroof to protect passengers from objects entering the car as well as tightening the seatbelts ensuring occupants are in the safest position.	○	○	○	○	○	○	○	£362.50	£435.00
ENTERTAINMENT AND COMMUNICATION									
Trip computer.	○	-	-	-	-	-	-	£112.50	£135.00
Colour trip computer.	-	○	●	●	●	●	●	£70.83	£85.00
Supersport three spoke leather multifunction steering wheel with radio and telephone controls.	-	○	○	-	-	-	-	£129.17	£155.00
Supersport three spoke leather multifunction steering wheel with radio and telephone controls, plus gear shift paddles for DSG models.	-	○	○	-	-	-	-	£170.83	£205.00
Heated 3 spoke leather multifunction steering wheel with DSG paddles	-	-	-	○	-	-	-	£79.17	£95.00
CANTON sound system premium German sound engineering with 570W output. Includes digital equaliser and 10 speakers including subwoofer in boot.	-	○	○	●	○	○	○	£416.67	£500.00
Amundsen touchscreen satellite navigation system and integrated Wi-Fi the integrated Wi-Fi technology enables all passengers to browse the internet wirelessly on their individual devices via tethering.**	-	○	●	-	●	●	●	£666.67	£800.00
Columbus satellite navigation system includes SmartLink+, Colour trip computer and integrated Wi-Fi. The integrated Wi-Fi technology enables all passengers to browse the internet wirelessly on their individual devices via tethering.**	-	○	-	-	-	-	-	£1,333.33	£1,600.00
	-	-	○	●	○	○	○	£875.00	£1,050.00
Wireless phone charging and Bluetooth®+ voice control and wireless aerial connection to boost signal and prolong battery life.***	-	○	-	-	-	-	-	£208.33	£250.00
Wireless phone charging with Bluetooth®+ and Wi-Fi voice control and wireless aerial connection to boost signal and prolong battery life. Only in combination with a navigation system.***	-	-	○	○	○	○	○	£250.00	£300.00
Premium WLAN with Phone Box only available in combination with Columbus satellite navigation system.	-	○	○	○	○	○	○	£458.33	£550.00
Premium WLAN with integrated high-speed LTE internet† includes SIM card slot and rSAP profile compatibility to provide high-speed LTE internet. Only available in combination with Columbus satellite navigation system.	-	○	○	○	○	○	○	£291.67	£350.00
Three years Care Connect including private emergency call system.	○	-	-	-	-	-	-	£500.00	£600.00
	-	○	○	○	○	○	○	£333.33	£400.00

Optional equipment - continued

Key: ○ Optional ● Standard - N/A

DRIVER ASSISTANCE	S	SE	SEL	L&K	Scout	VRS	VRS 245	Basic exc VAT	RRP inc VAT
Acoustic rear parking sensors only available in combination with trip computer.	○	●	●	-	●	●	●	£291.67	£350.00
Acoustic front and rear parking sensors.	-	○	○	-	○	○	○	£291.67	£350.00
Park assist parks the car in parallel or bay spaces. Includes front, rear and side parking sensors.	-	○	○	-	○	○	○	£491.67	£590.00
Rear-view parking camera next generation system with new, higher resolution camera.	-	-	-	●	-	-	-	£208.33	£250.00
Trailer assist and front and rear parking sensors only available in combination with rear-view parking camera and tow bar.	-	○	○	-	○	○	○	£312.50	£375.00
Trailer assist and park assist only available in combination with rear-view parking camera and tow bar.	-	○	○	-	○	○	○	£500.00	£600.00
Front assist with pedestrian protection.	-	-	-	-	-	-	-	£250.00	£300.00
Cruise control.	-	○	○	-	○	○	○	£750.00	£900.00
Adaptive cruise control (ACC).	-	-	-	○	-	-	-	£250.00	£300.00
Light assistant with high beam control automatically controls and adapts the high beam headlights to current traffic situations, protecting oncoming drivers from being blinded by actively dipping the high-beam.	-	○	●	●	○	○	○	£262.50	£315.00
Light assistant this high beam assistant automatically switches on and off the high beam according to light conditions and the traffic situation. Using the camera located at the top of the windscreen, the system monitors outside sources of light, such as other vehicles, public lighting in cities, etc. Also includes auto dimming rear view mirror for SE.	○	●	●	-	●	●	●	£166.67	£200.00
Lane assist is a system designed to keep the vehicle in its lane and, if necessary, alert the driver of an unwanted lane change. If the vehicle gets too close to one of the lane-edge lines, the system can gently intervene in the steering to keep the vehicle in the centre of its lane. Only available in combination with light assistant on SE.	-	○	-	●	○	○	○	£470.83	£565.00
Blind spot detection this radar-based assistance system prevents the driver from failing to notice a car in their blind spot. The system is active at speeds of 15 km/h and above, and warning lights appear in the top corners of the door mirrors. Also includes rear traffic alert which monitors the area behind the vehicle when reversing and can apply brakes if a collision is imminent.	-	-	○	-	-	-	-	£325.00	£390.00
Lane assist and blind spot detection combination of lane assist and blind spot detection. Only available in combination with electrically heated, adjustable, folding, auto-dimming door mirrors.	-	-	○	-	-	-	-	£258.33	£310.00
	-	○	●	●	○	○	○	£145.83	£175.00
	-	○	○	●	●	●	●	£320.83	£385.00
	-	-	○	-	-	-	-	£320.83	£385.00
	-	-	-	○	○	○	○	£641.67	£770.00
	-	-	-	○	○	○	○	£320.83	£385.00

COMFORT AND CONVENIENCE	S	SE	SEL	L&K	Scout	VRS	VRS 245	Basic exc VAT	RRP inc VAT
Dynamic chassis control (DCC) allows the driver to adapt the chassis properties to their preference or needs. The system continuously evaluates and responds to various driving situations, adapting the damping and steering characteristics. The available modes for DCC are normal, comfort and sport. Also includes drive mode selection. Not available on 1.0 TSI and 1.6 TDI.	-	○	○	○	-	-	-	£708.33	£850.00
Dynamic chassis control (DCC) includes performance mode select.	-	-	-	-	-	○	○	£708.33	£850.00
KESSY - Keyless entry and start system allows the car to be locked, unlocked and started with a button as long as the sensors detect the key is with the driver.	-	○	○	●	○	○	○	£333.33	£400.00
Telescopic front headlight washers.	-	○	●	●	●	●	●	£125.00	£150.00
Winter pack includes heated washer nozzles, front windscreen and front seats. Not available on 1.0 TSI.	-	○	○	-	-	○	-	£500.00	£600.00
	-	-	-	○	○	-	○	£291.67	£350.00
ESTATE ONLY									
Electrically operated boot door.	-	○	○	○	○	○	○	£333.33	£400.00

SERVICE AND WARRANTY	S	SE	SEL	L&K	Scout	VRS	VRS 245	Basic exc VAT	RRP inc VAT
Extended warranty total four years or 80,000 miles.	○	○	○	○	○	○	○	£212.50	£255.00
Extended warranty total five years or 100,000 miles.	○	○	○	○	○	○	○	£429.17	£515.00
Service Plan your first two services.	○	○	○	○	○	○	○	£232.50	£279.00

** An external data source is required to enable the Wi-Fi hotspot services. Only available for mobile phone contracts which include a data option with the use of LTE, if LTE usage is required. Usage will only be available within the coverage of the mobile phone network; there may be additional costs for the use of these services (charges and billing correspond to the mobile phone or SIM card contract). Due to potentially high data volumes, a contract including an unlimited or high usage data plan is strongly recommended.

*** Wireless charging - requires Qi enabled device.

† High-speed LTE internet is activated by inserting a SIM card into the slot in the glovebox, or connecting a smartphone via the rSAP profile. Passengers can then connect to the Octavia's Wi-Fi hotspot and browse the internet wirelessly on their individual devices. An external data source is required to enable the Wi-Fi hotspot services. Only available for mobile phone or SIM card contracts which include a data option with the use of LTE, if LTE usage is required. Usage will only be available within the coverage of the mobile phone network; there may be additional costs for the use of these services (charges and billing correspond to the mobile phone or SIM card contract). Due to potentially high data volumes, a contract including an unlimited or high usage data plan is strongly recommended.

Technical Specification

OCTAVIA S	Hatch				Estate			
	1.0 TSI 115 PS	1.0 TSI 115 PS DSG	1.6 TDI 115 PS	1.6 TDI 115 PS DSG	1.0 TSI 115 PS	1.0 TSI 115 PS DSG	1.6 TDI 115 PS	1.6 TDI 115 PS DSG
EMISSIONS								
CO ₂ - g/km	110	108	106	103	110	108	106	103
Standard Euro emissions	EU6	EU6	EU6	EU6	EU6	EU6	EU6	EU6
ENGINE AND DRIVETRAIN								
Cubic capacity	999	999	1,598	1,598	999	999	1,598	1,598
Cylinders	3	3	4	4	3	3	4	4
Cylinders - bore - mm	74.5	74.5	79.5	79.5	74.5	74.5	79.5	79.5
Cylinders - stroke - mm	76.4	76.4	80.5	80.5	76.4	76.4	80.5	80.5
Number of valves	12	12	16	16	12	12	16	16
Number of gears	6	7	5	7	6	7	5	7
Transmission type	Manual	Sequential automatic	Manual	Sequential automatic	Manual	Sequential automatic	Manual	Sequential automatic
PERFORMANCE								
0 to 60 mph - secs	9.6	9.7	9.8	9.8	9.8	9.8	9.8	9.9
Engine power - PS	115	115	110	110	115	115	115	115
Engine power - kW	85	85	85	85	85	85	85	85
Engine power - RPM	5,500	5,500	3,250-4,000	3,250-4,000	5,500	5,500	3,250-4,000	3,250-4,000
Engine torque - Nm	200	200	250	250	200	200	250	250
Engine torque - lbs/ft	148	148	184	184	148	148	184	184
Engine torque - RPM	2,000-3,500	2,000-3,500	1,500-3,000	1,500-3,000	2,000-3,500	2,000-3,500	1,500-3,200	1,500-3,200
Max speed - MPH (Km/h)	126 (203)	126 (202)	126 (203)	126 (202)	125 (201)	124 (200)	125 (201)	124 (200)
FUEL CONSUMPTION								
Urban - mpg (1/100km)	47.9 (5.9)	49.6 (5.7)	61.4 (4.6)	67.3 (4.2)	47.9 (5.9)	49.6 (5.7)	61.4 (4.6)	67.3 (4.2)
Extra urban - mpg (1/100km)	67.3 (4.2)	65.7 (4.3)	74.3 (3.8)	74.3 (3.8)	67.3 (4.2)	65.7 (4.3)	74.1 (3.8)	74.3 (3.8)
Combined - mpg (1/100km)	58.9 (4.8)	58.9 (4.8)	68.9 (4.1)	72.4 (3.9)	58.9 (4.8)	58.9 (4.8)	68.9 (4.1)	72.4 (3.9)
TYRES								
Alloys	Yes	Yes	Yes	Yes	Yes	Yes	Yes	Yes
Space saver spare	No	No	No	No	No	No	No	No
Tyre size front	205/55 R16 91V	205/55 R16 91V	205/55 R16 91V	205/55 R16 91V	205/55 R16 91V	205/55 R16 91V	205/55 R16 91V	205/55 R16 91V
Tyre size rear	205/55 R16 91V	205/55 R16 91V	205/55 R16 91V	205/55 R16 91V	205/55 R16 91V	205/55 R16 91V	205/55 R16 91V	205/55 R16 91V
Wheel style	16" Alcatras	16" Alcatras	16" Alcatras	16" Alcatras	16" Alcatras	16" Alcatras	16" Alcatras	16" Alcatras
VEHICLE DIMENSIONS								
Height - mm	1,461	1,461	1,461	1,461	1,465	1,465	1,465	1,465
Height (inc. roof rails) - mm	N/A	N/A	N/A	N/A	1,495	1,495	1,495	1,495
Length - mm	4,670	4,670	4,670	4,670	4,667	4,667	4,667	4,667
Wheelbase - mm	2,686	2,686	2,686	2,686	2,686	2,686	2,686	2,686
Width - mm	1,814	1,814	1,814	1,814	1,814	1,814	1,814	1,814
Width (inc. mirrors) - mm	2,017	2,017	2,017	2,017	2,017	2,017	2,017	2,017
WEIGHT AND CAPACITIES								
Fuel tank capacity - litres	50	50	50	50	50	50	50	50
Luggage capacity (seats down / seats removed) - litres	1,580	1,580	1,580	1,580	1,740	1,740	1,740	1,740
Luggage capacity (seats up) - litres	590	590	590	590	610	610	610	610
No. of seats	5	5	5	5	5	5	5	5
Gross vehicle weight - kg	1,775	1,797	1,855	1,870	1,817	1,839	1,897	1,912
Max. loading weight - kg	625	625	625	625	625	625	645	645
Max. roof load - kg	75	75	75	75	75	75	75	75
Max. towing weight - braked 12% / 8% gradient - kg	1,300/1,500	1,300/1,500	1,500/1,800	1,500/1,800	1,300/1,500	1,300/1,500	1,500/1,800	1,500/1,800
Max. towing weight - unbraked - kg	610	620	650	650	610	620	660	660
Minimum kerbweight (with driver) - kg	1,225	1,247	1,305	1,320	1,247	1,269	1,327	1,342
Minimum kerbweight (without driver) - kg	1,150	1,172	1,230	1,245	1,172	1,194	1,252	1,267
Turning circle - kerb to kerb	10.4	10.4	10.4	10.4	10.4	10.4	10.4	10.4
Nose weight - kg	75	75	75	75	75	75	75	75

Technical Specification - continued

OCTAVIA SE	Hatch							
	1.0 TSI 115 PS	1.0 TSI 115 PS DSG	1.4 TSI 150 PS	1.4 TSI 150 PS DSG	1.5 TSI 150 PS	1.6 TDI 115 PS	1.6 TDI 115 PS DSG	2.0 TDI 150 PS
EMISSIONS								
CO ₂ - g/km	110	108	121	114	113	106	103	113
Standard Euro emissions	EU6	EU6	EU6	EU6	EU6	EU6	EU6	EU6
ENGINE AND DRIVETRAIN								
Cubic capacity	999	999	1,395	1,395	1,495	1,598	1,598	1,968
Cylinders	3	3	4	4	4	4	4	4
Cylinders - bore - mm	74.5	74.5	74.5	74.5	74.5	79.5	79.5	81
Cylinders - stroke - mm	76.4	76.4	80	80	85.7	80.5	80.5	95.5
Number of valves	12	12	16	16	16	16	16	16
Number of gears	6	7	6	7	6	5	7	6
Transmission type	Manual	Sequential automatic	Manual	Sequential automatic	Manual	Manual	Sequential automatic	Manual
PERFORMANCE								
0 to 60 mph - secs	9.6	9.7	7.8	7.9	7.9	9.8	9.8	8.1
Engine power - PS	115	115	150	150	150	110	110	150
Engine power - kW	85	85	110	110	110	85	85	110
Engine power - RPM	5,500	5,500	5,000-6,000	5,000-6,000	5,000	3,250-4,000	3,250-4,000	3,500-4,000
Engine torque - Nm	200	200	250	250	250	250	250	340
Engine torque - lbs/ft	148	148	184	184	184	184	184	251
Engine torque - RPM	2,000-3,500	2,000-3,500	1,500-3,500	1,500-3,500	1,500-3,500	1,500-3,000	1,500-3,000	1,750-3,000
Max speed - MPH (Km/h)	126 (203)	126 (202)	136 (219)	136 (219)	136 (220)	126 (203)	126 (202)	135 (218)
FUEL CONSUMPTION								
Urban - mpg (1/100km)	47.9 (5.9)	49.6 (5.7)	42.2 (6.7)	47.1 (6.0)	46.3 (6.1)	61.4 (4.6)	67.3 (4.2)	55.4 (5.1)
Extra urban - mpg (1/100km)	67.3 (4.2)	65.7 (4.3)	65.7 (4.3)	67.3 (4.2)	67.3 (4.2)	74.3 (3.8)	74.3 (3.8)	72.4 (3.9)
Combined - mpg (1/100km)	58.9 (4.8)	58.9 (4.8)	54.3 (5.2)	57.7 (4.9)	57.7 (4.9)	68.9 (4.1)	72.4 (3.9)	65.7 (4.3)
TYRES								
Alloys	Yes	Yes	Yes	Yes	Yes	Yes	Yes	Yes
Space saver spare	No	No	No	No	No	No	No	No
Tyre size front	205/55 R16 91V	205/55 R16 91V	205/55 R16 91V	205/55 R16 91V	205/55 R16 91V	205/55 R16 91V	205/55 R16 91V	205/55 R16 91V
Tyre size rear	205/55 R16 91V	205/55 R16 91V	205/55 R16 91V	205/55 R16 91V	205/55 R16 91V	205/55 R16 91V	205/55 R16 91V	205/55 R16 91V
Wheel style	16" Ilias	16" Ilias	16" Ilias	16" Ilias	16" Ilias	16" Ilias	16" Ilias	16" Ilias
VEHICLE DIMENSIONS								
Height - mm	1,461	1,461	1,461	1,461	1,461	1,461	1,461	1,461
Height (inc. roof rails) - mm	N/A	N/A	N/A	N/A	N/A	N/A	N/A	N/A
Length - mm	4,670	4,670	4,670	4,670	4,670	4,670	4,670	4,670
Wheelbase - mm	2,686	2,686	2,686	2,686	2,686	2,686	2,686	2,686
Width - mm	1,814	1,814	1,814	1,814	1,814	1,814	1,814	1,814
Width (inc. mirrors) - mm	2,017	2,017	2,017	2,017	2,017	2,017	2,017	2,017
WEIGHT AND CAPACITIES								
Fuel tank capacity - litres	50	50	50	50	50	50	50	50
Luggage capacity (seats down / seats removed) - litres	1,580	1,580	1,580	1,580	1,580	1,580	1,580	1,580
Luggage capacity (seats up) - litres	590	590	590	590	590	590	590	590
No. of seats	5	5	5	5	5	5	5	5
Gross vehicle weight - kg	1,775	1,797	1,805	1,819	1,820	1,855	1,870	1,882
Max. loading weight - kg	625	625	625	625	625	625	625	625
Max. roof load - kg	75	75	75	75	75	75	75	75
Max. towing weight - braked 12% / 8% gradient - kg	1,300/1,500	1,300/1,500	1,500/1,800	1,500/1,800	1,500 / 1,700	1,500/1,800	1,500/1,800	1,600/1,800
Max. towing weight - unbraked - kg	610	620	620	630	620	650	650	660
Minimum kerbweight (with driver) - kg	1,225	1,247	1,255	1,269	1,270	1,305	1,320	1,332
Minimum kerbweight (without driver) - kg	1,150	1,172	1,180	1,194	1,195	1,230	1,245	1,257
Turning circle - kerb to kerb	10.4	10.4	10.4	10.4	10.4	10.4	10.4	10.4
Nose weight - kg	75	75	75	75	75	75	75	75

Technical Specification - continued

OCTAVIA SE	Estate							
	1.0 TSI 115 PS	1.0 TSI 115 PS DSG	1.4 TSI 150 PS	1.4 TSI 150 PS DSG	1.5 TSI 150 PS	1.6 TDI 115 PS	1.6 TDI 115 PS DSG	2.0 TDI 150 PS
EMISSIONS								
CO ₂ - g/km	110	108	124	117	115	106	103	113
Standard Euro emissions	EU6	EU6	EU6	EU6	EU6	EU6	EU6	EU6
ENGINE AND DRIVETRAIN								
Cubic capacity	999	999	1,395	1,395	1,495	1,598	1,598	1,968
Cylinders	3	3	4	4	4	4	4	4
Cylinders - bore - mm	74.5	74.5	74.5	74.5	74.5	79.5	79.5	81
Cylinders - stroke - mm	76.4	76.4	80	80	85.7	80.5	80.5	95.5
Number of valves	12	12	16	16	16	16	16	16
Number of gears	6	7	6	7	6	5	7	6
Transmission type	Manual	Sequential automatic	Manual	Sequential automatic	Manual	Manual	Sequential automatic	Manual
PERFORMANCE								
0 to 60 mph - secs	9.8	9.8	7.9	8.0	8.0	9.8	9.9	8.2
Engine power - PS	115	115	150	150	150	115	115	150
Engine power - kW	85	85	110	110	110	85	85	110
Engine power - RPM	5,500	5,500	5,000-6,000	5,000-6,000	5,000	3,250-4,000	3,250-4,000	3,500-4,000
Engine torque - Nm	200	200	250	250	250	250	250	340
Engine torque - lbs/ft	148	148	184	184	184	184	184	251
Engine torque - RPM	2,000-3,500	2,000-3,500	1,500-3,500	1,500-3,500	1,500-3,500	1,500-3,200	1,500-3,200	1,750-3,000
Max speed - MPH (Km/h)	125 (201)	124 (200)	134 (216)	134 (216)	136 (219)	125 (201)	124 (200)	134 (216)
FUEL CONSUMPTION								
Urban - mpg (1/100km)	47.9 (5.9)	49.6 (5.7)	41.5 (6.8)	45.6 (6.2)	45.6 (6.2)	61.4 (4.6)	67.3 (4.2)	55.4 (5.1)
Extra urban - mpg (1/100km)	67.3 (4.2)	65.7 (4.3)	62.8 (4.5)	64.2 (4.4)	65.7 (4.3)	74.1 (3.8)	74.3 (3.8)	72.4 (3.9)
Combined - mpg (1/100km)	58.9 (4.8)	58.9 (4.8)	53.3 (5.3)	56.5 (5.0)	56.5 (5.0)	68.9 (4.1)	72.4 (3.9)	65.7 (4.3)
TYRES								
Alloys	Yes	Yes	Yes	Yes	Yes	Yes	Yes	Yes
Space saver spare	No	No	No	No	No	No	No	No
Tyre size front	205/55 R16 91V	205/55 R16 91V	205/55 R16 91V	205/55 R16 91V	205/55 R16 91V	205/55 R16 91V	205/55 R16 91V	205/55 R16 91V
Tyre size rear	205/55 R16 91V	205/55 R16 91V	205/55 R16 91V	205/55 R16 91V	205/55 R16 91V	205/55 R16 91V	205/55 R16 91V	205/55 R16 91V
Wheel style	16" Ilias	16" Ilias	16" Ilias	16" Ilias	16" Ilias	16" Ilias	16" Ilias	16" Ilias
VEHICLE DIMENSIONS								
Height - mm	1,465	1,465	1,465	1,465	1,465	1,465	1,465	1,465
Height (inc. roof rails) - mm	1,495	1,495	1,495	1,495	1,495	1,495	1,495	1,495
Length - mm	4,667	4,667	4,667	4,667	4,667	4,667	4,667	4,667
Wheelbase - mm	2,686	2,686	2,686	2,686	2,686	2,686	2,686	2,686
Width - mm	1,814	1,814	1,814	1,814	1,814	1,814	1,814	1,814
Width (inc. mirrors) - mm	2,017	2,017	2,017	2,017	2,017	2,017	2,017	2,017
WEIGHT AND CAPACITIES								
Fuel tank capacity - litres	50	50	50	50	50	50	50	50
Luggage capacity (seats down / seats removed) - litres	1,740	1,740	1,740	1,740	1,740	1,740	1,740	1,740
Luggage capacity (seats up) - litres	610	610	610	610	610	610	610	610
No. of seats	5	5	5	5	5	5	5	5
Gross vehicle weight - kg	1,817	1,839	1,847	1,861	1,862	1,897	1,912	1,924
Max. loading weight - kg	625	625	625	625	625	645	645	645
Max. roof load - kg	75	75	75	75	75	75	75	75
Max. towing weight - braked 12% / 8% gradient - kg	1,300/1,500	1,300/1,500	1,500/1,800	1,500/1,800	1,500 / 1,700	1,500/1,800	1,500/1,800	1,600/1,800
Max. towing weight - unbraked - kg	610	620	620	630	640	660	660	670
Minimum kerbweight (with driver) - kg	1,247	1,269	1,277	1,292	1,292	1,327	1,342	1,354
Minimum kerbweight (without driver) - kg	1,172	1,194	1,202	1,216	1,217	1,252	1,267	1,279
Turning circle - kerb to kerb	10.4	10.4	10.4	10.4	10.4	10.4	10.4	10.4
Nose weight - kg	75	75	75	75	75	75	75	75

Technical Specification - continued

OCTAVIA SE L	Hatch						
	1.4 TSI 150PS	1.4 TSI 150 PS DSG	1.5 TSI 150 PS	1.6 TDI 115 PS	1.6 TDI 115 PS DSG	2.0 TDI 150 PS	2.0 TDI 150 PS DSG
EMISSIONS							
CO ₂ - g/km	121	114	114	109	105	113	118
Standard Euro emissions	EU6	EU6	EU6	EU6	EU6	EU6	EU6
ENGINE AND DRIVETRAIN							
Cubic capacity	1,395	1,395	1,495	1,598	1,598	1,968	1,968
Cylinders	4	4	4	4	4	4	4
Cylinders - bore - mm	74.5	74.5	74.5	79.5	79.5	81	81
Cylinders - stroke - mm	80	80	85.7	80.5	80.5	95.5	95.5
Number of valves	16	16	16	16	16	16	16
Number of gears	6	7	6	5	7	6	6
Transmission type	Manual	Sequential automatic	Manual	Manual	Sequential automatic	Manual	Sequential automatic
PERFORMANCE							
0 to 60 mph - secs	7.8	7.9	7.9	9.8	9.8	8.1	8.2
Engine power - PS	150	150	150	110	110	150	150
Engine power - kW	110	110	110	85	85	110	110
Engine power - RPM	5,000-6,000	5,000-6,000	5,000	3,250-4,000	3,250-4,000	3,500-4,000	3,500-4,000
Engine torque - Nm	250	250	250	250	250	340	340
Engine torque - lbs/ft	184	184	184	184	184	251	251
Engine torque - RPM	1,500-3,500	1,500-3,500	1,500-3,500	1,500-3,000	1,500-3,000	1,750-3,000	1,750-3,000
Max speed - MPH (Km/h)	136 (219)	136 (219)	136 (220)	126 (203)	126 (202)	135 (218)	134 (215)
FUEL CONSUMPTION							
Urban - mpg (1/100km)	42.2 (6.7)	47.1 (6.0)	46.3 (6.1)	60.1 (4.7)	67.3 (4.2)	55.4 (5.1)	54.3 (5.2)
Extra urban - mpg (1/100km)	65.7 (4.3)	67.3 (4.2)	65.7 (4.3)	72.4 (3.9)	74.3 (3.8)	72.4 (3.9)	68.9 (4.1)
Combined - mpg (1/100km)	54.3 (5.2)	57.7 (4.9)	56.5 (5.0)	67.3 (4.2)	70.6 (4.0)	65.7 (4.3)	62.8 (4.5)
TYRES							
Alloys	Yes	Yes	Yes	Yes	Yes	Yes	Yes
Space saver spare	No	No	No	No	No	No	No
Tyre size front	225/45 R17 91W	225/45 R17 91W	225/45 R17 91W	225/45 R17 91W	225/45 R17 91W	225/45 R17 91W	225/45 R17 91W
Tyre size rear	225/45 R17 91W	225/45 R17 91W	225/45 R17 91W	225/45 R17 91W	225/45 R17 91W	225/45 R17 91W	225/45 R17 91W
Wheel style	17" Trius	17" Trius	17" Trius	17" Trius	17" Trius	17" Trius	17" Trius
VEHICLE DIMENSIONS							
Height - mm	1461	1461	1,461	1461	1461	1461	1461
Height (inc. roof rails) - mm	N/A	N/A	N/A	N/A	N/A	N/A	N/A
Length - mm	4,670	4,670	4,670	4,670	4,670	4,670	4,670
Wheelbase - mm	2,686	2,686	2,686	2,686	2,686	2,686	2,686
Width - mm	1,814	1,814	1,814	1,814	1,814	1,814	1,814
Width (inc. mirrors) - mm	2,017	2,017	2,017	2,017	2,017	2,017	2,017
WEIGHT AND CAPACITIES							
Fuel tank capacity - litres	50	50	50	50	50	50	50
Luggage capacity (seats down / seats removed) - litres	1,580	1,580	1,580	1,580	1,580	1,580	1,580
Luggage capacity (seats up) - litres	590	590	590	590	590	590	590
No. of seats	5	5	5	5	5	5	5
Gross vehicle weight - kg	1,805	1,819	1,820	1,855	1,870	1,882	1,902
Max. loading weight - kg	625	625	625	625	625	625	625
Max. roof load - kg	75	75	75	75	75	75	75
Max. towing weight - braked 12% / 8% gradient - kg	1,500/1,800	1,500/1,800	1,500 / 1,700	1,500/1,800	1,500/1,800	1,600/1,800	1,600/1,800
Max. towing weight - unbraked - kg	620	630	620	650	650	660	670
Minimum kerbweight (with driver) - kg	1,255	1,269	1,270	1,305	1,320	1,332	1,352
Minimum kerbweight (without driver) - kg	1,180	1,194	1,195	1,230	1,245	1,257	1,277
Turning circle - kerb to kerb	10.4	10.4	10.4	10.4	10.4	10.4	10.4
Nose weight - kg	75	75	75	75	75	75	75

Technical Specification - continued

OCTAVIA SE L	Estate							
	1.4 TSI 150 PS	1.4 TSI 150 PS DSG	1.5 TSI 150 PS	1.6 TDI 115 PS	1.6 TDI 115 PS DSG	2.0 TDI 150 PS	2.0 TDI 150 PS DSG	2.0 TDI 150 PS 4x4
EMISSIONS								
CO ₂ - g/km	124	117	116	109	105	113	119	124
Standard Euro emissions	EU6	EU6	EU6	EU6	EU6	EU6	EU6	EU6
ENGINE AND DRIVETRAIN								
Cubic capacity	1,395	1,395	1,495	1,598	1,598	1,968	1,968	1,968
Cylinders	4	4	4	4	4	4	4	4
Cylinders - bore - mm	74.5	74.5	74.5	79.5	79.5	81	81	81
Cylinders - stroke - mm	80	80	85.7	80.5	80.5	95.5	95.5	95.5
Number of valves	16	16	16	16	16	16	16	16
Number of gears	6	7	6	5	7	6	6	6
Transmission type	Manual	Sequential automatic	Manual	Manual	Sequential automatic	Manual	Sequential automatic	Manual
PERFORMANCE								
0 to 60 mph - secs	7.9	8.0	8.0	9.8	9.9	8.2	8.3	8.1
Engine power - PS	150	150	150	115	115	150	150	150
Engine power - kW	110	110	110	85	85	110	110	110
Engine power - RPM	5,000-6,000	5,000-6,000	5,000	3,250-4,000	3,250-4,000	3,500-4,000	3,500-4,000	3,500-4,000
Engine torque - Nm	250	250	250	250	250	340	340	340
Engine torque - lbs/ft	184	184	184	184	184	251	251	251
Engine torque - RPM	1,500-3,500	1,500-3,500	1,500-3,500	1,500-3,200	1,500-3,200	1,750-3,000	1,750-3,000	1,750-3,000
Max speed - MPH (Km/h)	134 (216)	134 (216)	136 (219)	125 (201)	124 (200)	134 (216)	132 (213)	130 (210)
FUEL CONSUMPTION								
Urban - mpg (1/100km)	41.5 (6.8)	45.6 (6.2)	44.8 (6.3)	60.1 (4.7)	67.3 (4.2)	55.4 (5.1)	53.3 (5.3)	49.6 (5.7)
Extra urban - mpg (1/100km)	62.8 (4.5)	64.2 (4.4)	62.8 (4.5)	72.4 (3.9)	74.3 (3.8)	72.4 (3.9)	67.3 (4.2)	67.3 (4.2)
Combined - mpg (1/100km)	53.3 (5.3)	56.5 (5.0)	55.4 (5.1)	67.3 (4.2)	70.6 (4.0)	65.7 (4.3)	58.9 (4.6)	60.1 (4.7)
TYRES								
Alloys	Yes	Yes	Yes	Yes	Yes	Yes	Yes	Yes
Space saver spare	No	No	No	No	No	No	No	No
Tyre size front	225/45 R17 91W	225/45 R17 91W	225/45 R17 91W	225/45 R17 91W	225/45 R17 91W	225/45 R17 91W	225/45 R17 91W	225/45 R17 91W
Tyre size rear	225/45 R17 91W	225/45 R17 91W	225/45 R17 91W	225/45 R17 91W	225/45 R17 91W	225/45 R17 91W	225/45 R17 91W	225/45 R17 91W
Wheel style	17" Trius	17" Trius	17" Trius	17" Trius	17" Trius	17" Trius	17" Trius	17" Trius
VEHICLE DIMENSIONS								
Height - mm	1,465	1,465	1,465	1,465	1,465	1,465	1,465	1,463
Height (inc. roof rails) - mm	1,495	1,495	1,495	1,495	1,495	1,495	1,495	1,493
Length - mm	4,667	4,667	4,667	4,667	4,667	4,667	4,667	4,667
Wheelbase - mm	2,686	2,686	2,686	2,686	2,686	2,686	2,686	2,686
Width - mm	1,814	1,814	1,814	1,814	1,814	1,814	1,814	1,814
Width (inc. mirrors) - mm	2,017	2,017	2,017	2,017	2,017	2,017	2,017	2,017
WEIGHT AND CAPACITIES								
Fuel tank capacity - litres	50	50	50	50	50	50	50	50
Luggage capacity (seats down / seats removed) - litres	1,740	1,740	1,740	1,740	1,740	1,740	1,740	1,740
Luggage capacity (seats up) - litres	610	610	610	610	610	610	610	610
No. of seats	5	5	5	5	5	5	5	5
Gross vehicle weight - kg	1,847	1,861	1,862	1,897	1,912	1,924	1,944	2,053
Max. loading weight - kg	625	625	625	645	645	645	645	638
Max. roof load - kg	75	75	75	75	75	75	75	75
Max. towing weight - braked 12% / 8% gradient - kg	1,500/1,800	1,500/1,800	1,500 / 1,700	1,500/1,800	1,500/1,800	1,600/1,800	1,600/1,800	2,000/2,000
Max. towing weight - unbraked - kg	620	630	640	660	660	670	680	720
Minimum kerbweight (with driver) - kg	1,277	1,292	1,292	1,327	1,342	1,354	1,374	1,490
Minimum kerbweight (without driver) - kg	1,202	1,216	1,217	1,252	1,267	1,279	1,299	1,415
Turning circle - kerb to kerb	10.4	10.4	10.4	10.4	10.4	10.4	10.4	10.4
Nose weight - kg	75	75	75	75	75	75	75	80

Technical Specification - continued

OCTAVIA SCOUT / LAURIN & KLEMENT	Scout Estate		Laurin & Klement Hatch		Laurin & Klement Estate		
	2.0 TDI 150 PS 4x4	2.0 TDI 184 PS DSG 4x4	1.0 TSI 115 PS	1.0 TSI 115 PS DSG	1.0 TSI 115 PS	1.0 TSI 115 PS DSG	1.6 TDI 115 PS
EMISSIONS							
CO ₂ - g/km	130	133	114	119	114	120	126
Standard Euro emissions	EU6	EU6	EU6	EU6	EU6	EU6	EU6
ENGINE AND DRIVETRAIN							
Cubic capacity	1,968	1,968	1,968	1,968	1,968	1,968	1,968
Cylinders	4	4	4	4	4	4	4
Cylinders - bore - mm	81	81	81	81	81	81	81
Cylinders - stroke - mm	95.5	95.5	95.5	95.5	95.5	95.5	95.5
Number of valves	16	16	16	16	16	16	16
Number of gears	6	6	6	6	6	6	6
Transmission type	Manual	Sequential automatic	Manual	Sequential automatic	Manual	Sequential automatic	Manual
PERFORMANCE							
0 to 60 mph - secs	8.8	7.5	8.1	8.2	8.2	8.3	8.1
Engine power - PS	150	184	150	150	150	150	150
Engine power - kW	110	135	110	110	110	110	110
Engine power - RPM	3,500-4,000	3,500-4,000	3,500-4,000	3,500-4,000	3,500-4,000	3,500-4,000	3,500-4,000
Engine torque - Nm	340	380	340	340	340	340	340
Engine torque - lbs/ft	251	280	251	251	251	251	251
Engine torque - RPM	1,750-3,000	1,750-3,250	1,750-3,000	1,750-3,000	1,750-3,000	1,750-3,000	1,750-3,000
Max speed - MPH (Km/h)	129 (207)	136 (219)	135 (218)	134 (215)	134 (216)	132 (213)	130 (210)
FUEL CONSUMPTION							
Urban - mpg (1/100km)	48.7 (5.8)	48.7 (5.8)	54.3 (5.2)	53.3 (5.3)	54.3 (5.2)	53.3 (5.3)	49.6 (5.7)
Extra urban - mpg (1/100km)	62.8 (4.5)	60.1 (4.7)	72.4 (3.9)	67.3 (4.2)	72.4 (3.9)	67.3 (4.2)	65.7 (4.3)
Combined - mpg (1/100km)	56.5 (5.0)	55.4 (5.1)	64.2 (4.4)	61.4 (4.6)	64.2 (4.4)	58.9 (4.6)	58.9 (4.8)
TYRES							
Alloys	Yes	Yes	Yes	Yes	Yes	Yes	Yes
Space saver spare	No	No	No	No	No	No	No
Tyre size front	225/50 R17 94W	225/50 R17 94W	225/40 R18 92Y	225/40 R18 92Y	225/40 R18 92Y	225/40 R18 92Y	225/40 R18 92Y
Tyre size rear	225/50 R17 94W	225/50 R17 94W	225/40 R18 92Y	225/40 R18 92Y	225/40 R18 92Y	225/40 R18 92Y	225/40 R18 92Y
Wheel style	17" Nivalis	17" Nivalis	18" Turbine	18" Turbine	18" Turbine	18" Turbine	18" Turbine
VEHICLE DIMENSIONS							
Height - mm	1,460	1,460	1,461	1,461	1,465	1,465	1,463
Height (inc. roof rails) - mm	1,490	1,490	N/A	N/A	1,495	1,495	1,493
Length - mm	4,687	4,687	4,670	4,670	4,667	4,667	4,667
Wheelbase - mm	2,680	2,680	2,686	2,686	2,686	2,686	2,686
Width - mm	1,814	1,814	1,814	1,814	1,814	1,814	1,814
Width (inc. mirrors) - mm	2,017	2,017	2,017	2,017	2,017	2,017	2,017
WEIGHT AND CAPACITIES							
Fuel tank capacity - litres	55	55	50	50	50	50	50
Luggage capacity (seats down / seats removed) - litres	1,740	1,740	1,580	1,580	1,740	1,740	1,740
Luggage capacity (seats up) - litres	610	610	590	590	610	610	610
No. of seats	5	5	5	5	5	5	5
Gross vehicle weight - kg	2,096	2,129	1882	1902	1924	1944	2053
Max. loading weight - kg	645	645	625	625	645	645	638
Max. roof load - kg	75	75	75	75	75	75	75
Max. towing weight - braked 12% / 8% gradient - kg	2,000/2,000	1,800/2,000	1,600/1,800	1,600/1,800	1,600/1,800	1,600/1,800	2,000/2,000
Max. towing weight - unbraked - kg	750	750	660	670	670	680	720
Minimum kerbweight (with driver) - kg	1,526	1,559	1,332	1,352	1,354	1,374	1,490
Minimum kerbweight (without driver) - kg	1,451	1,484	1,257	1,277	1,279	1,299	1,415
Turning circle - kerb to kerb	10.4	10.4	10.4	10.4	10.4	10.4	10.4
Nose weight - kg	80	80	75	75	75	75	80

Technical Specification - continued

OCTAVIA vRS	Hatch				
	2.0 TSI 230 PS	2.0 TSI 230 PS DSG	2.0 TDI 184 PS	2.0 TDI 184 PS DSG	2.0 TDI 184 PS DSG 4x4
EMISSIONS					
CO ₂ - g/km	149	149	119	129	134
Standard Euro emissions	EU6	EU6	EU6	EU6	EU6
ENGINE AND DRIVETRAIN					
Cubic capacity	1,984	1,984	1,968	1,968	1,968
Cylinders	4	4	4	4	4
Cylinders - bore - mm	82.5	82.5	81	81	81
Cylinders - stroke - mm	92.8	92.8	95.5	95.5	95.5
Number of valves	16	16	16	16	16
Number of gears	6	6	6	6	6
Transmission type	Manual	Sequential automatic	Manual	Sequential automatic	Sequential automatic
PERFORMANCE					
0 to 60 mph - secs	6.5	6.6	7.6	7.6	7.3
Engine power - PS	230	230	184	184	184
Engine power - kW	169	169	135	135	135
Engine power - RPM	4,700-6,200	4,700-6,200	3,500-4,000	3,500-4,000	3,500-4,000
Engine torque - Nm	350	350	380	380	380
Engine torque - lbs/ft	258	258	280	280	280
Engine torque - RPM	1,500-4,600	1,500-4,600	1,750-3,250	1,750-3,250	1,750-3,250
Max speed - MPH (Km/h)	155 (250)	155 (249)	144 (232)	143 (230)	142 (228)
FUEL CONSUMPTION					
Urban - mpg (1/100km)	35.8 (7.9)	33.2 (8.5)	53.3 (5.3)	48.7 (5.8)	47.9 (5.9)
Extra urban - mpg (1/100km)	51.4 (5.5)	51.4 (5.5)	68.3 (4.1)	64.2 (4.4)	60.1 (4.7)
Combined - mpg (1/100km)	43.5 (6.5)	42.8 (6.6)	62.8 (4.5)	57.7 (4.9)	55.4 (5.1)
TYRES					
Alloys	Yes	Yes	Yes	Yes	Yes
Space saver spare	No	No	No	No	No
Tyre size front	225/40 R18 92Y	225/40 R18 92Y	225/40 R18 92Y	225/40 R18 92Y	225/40 R18 92Y
Tyre size rear	225/40 R18 92Y	225/40 R18 92Y	225/40 R18 92Y	225/40 R18 92Y	225/40 R18 92Y
Wheel style	18" Gemini	18" Gemini	18" Gemini	18" Gemini	18" Gemini
VEHICLE DIMENSIONS					
Height - mm	1,448	1,448	1,448	1,448	1,448
Height (inc. roof rails) - mm	N/A	N/A	N/A	N/A	N/A
Length - mm	4,670	4,670	4,689	4,689	4,689
Wheelbase - mm	2,680	2,680	2,680	2,680	2,680
Width - mm	1,814	1,814	1,814	1,814	1,814
Width (inc. mirrors) - mm	2,017	2,017	2,017	2,017	2,017
WEIGHT AND CAPACITIES					
Fuel tank capacity - litres	50	50	50	50	50
Luggage capacity (seats down / seats removed) - litres	1,580	1,580	1,580	1,580	1,580
Luggage capacity (seats up) - litres	590	590	590	590	590
No. of seats	5	5	5	5	5
Gross vehicle weight - kg	1,887	1,907	1,912	1,932	2,017
Max. loading weight - kg	542	542	542	542	542
Max. roof load - kg	75	75	75	75	75
Max. towing weight - braked 12% / 8% gradient - kg	1,600/1,800	1,600/1,800	1,600/1,800	1,600/1,800	1,800/2,000
Max. towing weight - unbraked - kg	720	720	720	730	750
Minimum kerbweight (with driver) - kg	1,420	1,440	1,445	1,465	1,550
Minimum kerbweight (without driver) - kg	1,345	1,365	1,370	1,390	1,475
Turning circle - kerb to kerb	10.5	10.5	10.5	10.5	10.5
Nose weight - kg	75	75	75	75	75


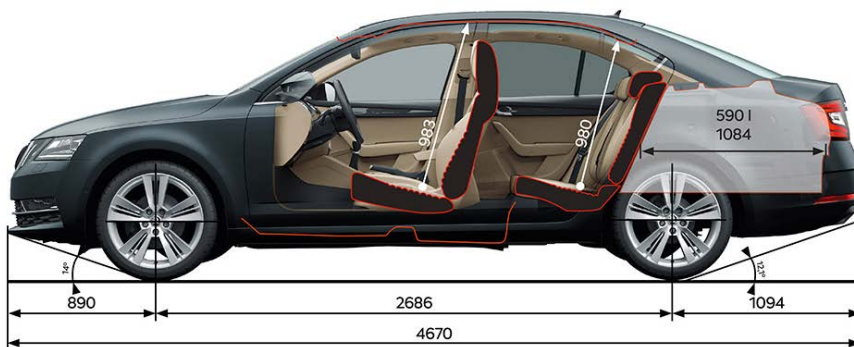
Technical Specification - continued

OCTAVIA vRS	Estate				
	2.0 TSI 230 PS	2.0 TSI 230 PS DSG	2.0 TDI 184 PS	2.0 TDI 184 PS DSG	2.0 TDI 184 PS DSG 4x4
EMISSIONS					
CO ₂ - g/km	149	149	119	129	134
Standard Euro emissions	EU6	EU6	EU6	EU6	EU6
ENGINE AND DRIVETRAIN					
Cubic capacity	1,984	1,984	1,968	1,968	1,968
Cylinders	4	4	4	4	4
Cylinders - bore - mm	82.5	82.5	81	81	81
Cylinders - stroke - mm	92.8	92.8	95.5	95.5	95.5
Number of valves	16	16	16	16	16
Number of gears	6	6	6	6	6
Transmission type	Manual	Sequential automatic	Manual	Sequential automatic	Sequential automatic
PERFORMANCE					
0 to 60 mph - secs	6.6	6.8	8.0	8.1	7.4
Engine power - PS	230	230	184	184	184
Engine power - kW	169	169	135	135	135
Engine power - RPM	4,700-6,200	4,700-6,200	3,500-4,000	3,500-4,000	3,500-4,000
Engine torque - Nm	350	350	380	380	380
Engine torque - lbs/ft	258	258	280	280	280
Engine torque - RPM	1,500-4,600	1,500-4,600	1,750-3,250	1,750-3,250	1,750-3,250
Max speed - MPH (Km/h)	153 (247)	152 (245)	143 (230)	142 (228)	139 (224)
FUEL CONSUMPTION					
Urban - mpg (1/100km)	35.8 (7.9)	33.2 (8.5)	53.3 (5.3)	48.7 (5.8)	47.9 (5.9)
Extra urban - mpg (1/100km)	51.4 (5.5)	51.4 (5.5)	68.9 (4.1)	64.2 (4.4)	60.1 (4.7)
Combined - mpg (1/100km)	43.5 (6.5)	42.8 (6.6)	62.8 (4.5)	57.7 (4.9)	55.4 (5.1)
TYRES					
Alloys	Yes	Yes	Yes	Yes	Yes
Space saver spare	No	No	No	No	No
Tyre size front	225/40 R18 92Y	225/40 R18 92Y	225/40 R18 92Y	225/40 R18 92Y	225/40 R18 92Y
Tyre size rear	225/40 R18 92Y	225/40 R18 92Y	225/40 R18 92Y	225/40 R18 92Y	225/40 R18 92Y
Wheel style	18" Gemini	18" Gemini	18" Gemini	18" Gemini	18" Gemini
VEHICLE DIMENSIONS					
Height - mm	1,452	1,452	1,452	1,452	1,452
Height (inc. roof rails) - mm	1,482	1,482	1,482	1,482	1,482
Length - mm	4,689	4,689	4,689	4,689	4,689
Wheelbase - mm	2,680	2,680	2,680	2,680	2,680
Width - mm	1,814	1,814	1,814	1,814	1,814
Width (inc. mirrors) - mm	2,017	2,017	2,017	2,017	2,017
WEIGHT AND CAPACITIES					
Fuel tank capacity - litres	50	50	50	50	55
Luggage capacity (seats down / seats removed) - litres	1,740	1,740	1,740	1,740	1,740
Luggage capacity (seats up) - litres	610	610	610	610	610
No. of seats	5	5	5	5	5
Gross vehicle weight - kg	1,933	1,953	1,958	1,978	2,063
Max. loading weight - kg	566	566	566	566	566
Max. roof load - kg	75	75	75	75	75
Max. towing weight - braked 12% / 8% gradient - kg	1,600/1,800	1,600/1,800	1,600/1,800	1,600/1,800	1,800/2,000
Max. towing weight - unbraked - kg	720	730	730	740	750
Minimum kerbweight (with driver) - kg	1,442	1,462	1,467	1,487	1,572
Minimum kerbweight (without driver) - kg	1,367	1,387	1,392	1,412	1,497
Turning circle - kerb to kerb	10.5	10.5	10.5	10.5	10.5
Nose weight - kg	75	75	80	80	80

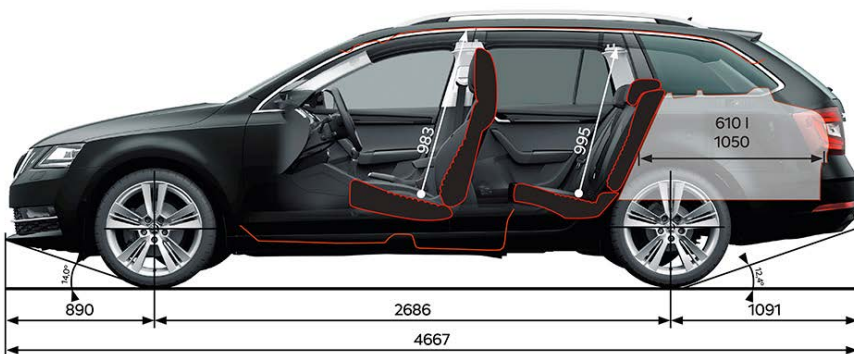
Technical Specification - continued

OCTAVIA vRS 245	Hatch		Estate	
	2.0 TSI 245 PS	2.0 TSI 245 PS DSG	2.0 TSI 245 PS	2.0 TSI 245 PS DSG
EMISSIONS				
CO ₂ - g/km	150	146	150	146
Standard Euro emissions	EU6	EU6	EU6	EU6
ENGINE AND DRIVETRAIN				
Cubic capacity	1,984	1,984	1,984	1,984
Cylinders	4	4	4	4
Cylinders - bore - mm	82.5	82.5	82.5	82.5
Cylinders - stroke - mm	92.8	92.8	92.8	92.8
Number of valves	16	16	16	16
Number of gears	6	7	6	7
Transmission type	Manual	Sequential automatic	Manual	Sequential automatic
PERFORMANCE				
0 to 60 mph - secs	6.4	6.4	6.5	6.5
Engine power - PS	245	245	245	245
Engine power - kW	180	180	180	180
Engine power - RPM	5,000-6,700	5,000-6,700	5,000-6,700	5,000-6,700
Engine torque - Nm	370	370	370	370
Engine torque - lbs/ft	273	273	273	273
Engine torque - RPM	1,600-4,300	1,600-4,300	1,600-4,300	1,600-4,300
Max speed - MPH (Km/h)	155 (250)	155 (250)	155 (250)	156 (250)
FUEL CONSUMPTION				
Urban - mpg (1/100km)	32.5 (8.7)	34.0 (8.3)	32.5 (8.7)	34.0 (8.3)
Extra urban - mpg (1/100km)	52.3 (5.4)	53.3 (5.3)	52.3 (5.4)	53.3 (5.3)
Combined - mpg (1/100km)	42.8 (6.6)	44.1 (6.4)	42.8 (6.6)	44.1 (6.4)
TYRES				
Alloys	Yes	Yes	Yes	Yes
Space saver spare	No	No	No	No
Tyre size front	225/35 R19 88Y	225/35 R19 88Y	225/35 R19 88Y	225/35 R19 88Y
Tyre size rear	225/35 R19 88Y	225/35 R19 88Y	225/35 R19 88Y	225/35 R19 88Y
Wheel style	19" Xtreme	19" Xtreme	19" Xtreme	19" Xtreme
VEHICLE DIMENSIONS				
Height - mm	1,448	1,448	1,452	1,452
Height (inc. roof rails) - mm	N/A	N/A	1,482	1,482
Length - mm	4,670	4,670	4,689	4,689
Wheelbase - mm	2,680	2,680	2,680	2,680
Width - mm	1,814	1,814	1,814	1,814
Width (inc. mirrors) - mm	2,017	2,017	2,017	2,017
WEIGHT AND CAPACITIES				
Fuel tank capacity - litres	50	50	50	50
Luggage capacity (seats down / seats removed) - litres	1,580	1,580	1,740	1,740
Luggage capacity (seats up) - litres	590	590	610	610
No. of seats	5	5	5	5
Gross vehicle weight - kg	1,912	1,932	1,958	1,978
Max. loading weight - kg	542	542	566	566
Max. roof load - kg	75	75	75	75
Max. towing weight - braked 12% / 8% gradient - kg	1,600 / 1,800	1,600 / 1,800	1,600 / 1,800	1,600 / 1,800
Max. towing weight - unbraked - kg	720	730	730	740
Minimum kerbweight (with driver) - kg	1,445	1,465	1,467	1,487
Minimum kerbweight (without driver) - kg	1,370	1,390	1,392	1,412
Turning circle - kerb to kerb	10.5	10.5	10.5	10.5
Nose weight - kg	75	75	75	75


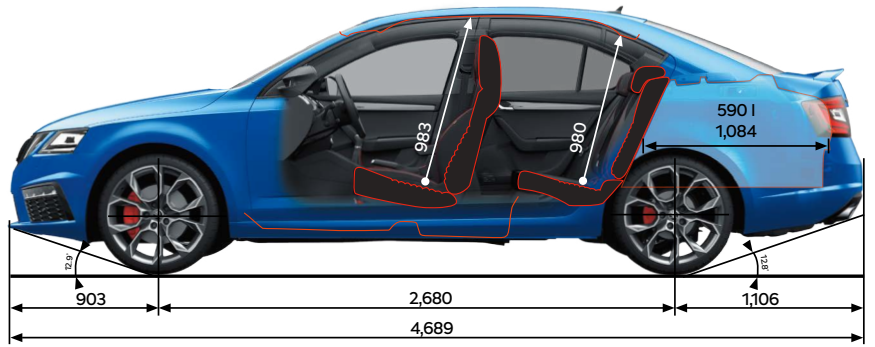

Dimensions (Hatch)




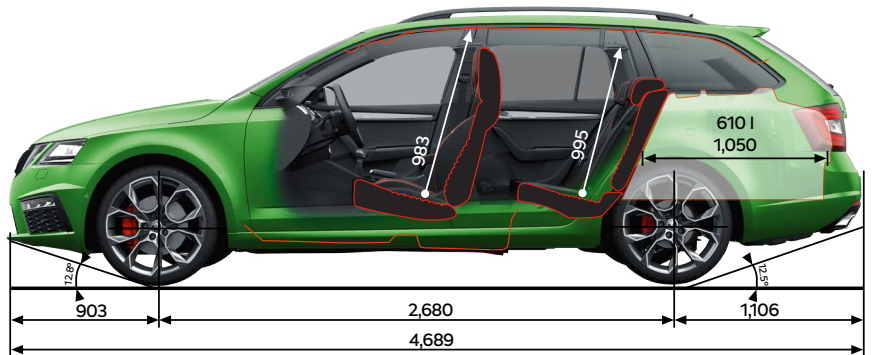
Dimensions (Estate)



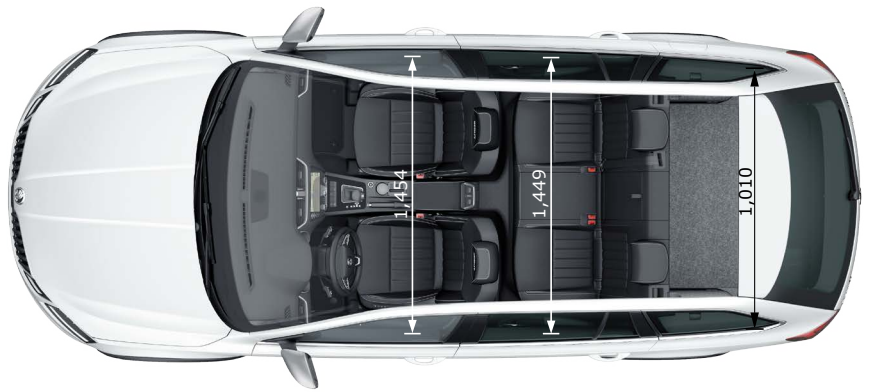

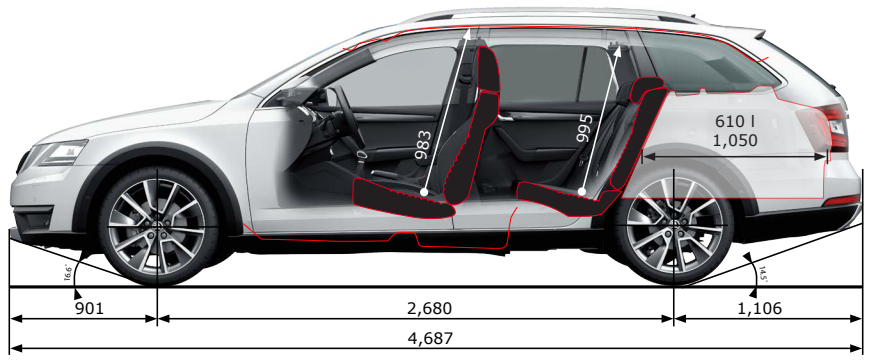
Dimensions (vRS Hatch)



Dimensions (vRS Estate)



Dimensions (Scout Estate)



Additional information

ŠKODA Financial Services

ŠKODA Financial Services offer a wide range of finance, insurance and servicing packages designed to fit your needs.

We specialise in providing simple and convenient funding options for drivers. The Solutions Personal Contract Plan offers a flexible, fixed-rate plan designed around your budget, by deferring a proportion of the car's value until the end of the agreement. This means a significantly lower monthly repayment compared to a loan or hire purchase agreement, so you can have more car for your money or just reduce the size of your repayments.

You choose the size of your deposit, from as little as one monthly payment, and a repayment period that suits you. At the end of the term, there are three options:

1. Part exchange your car for a new ŠKODA on a Solutions contract.
2. Pay the optional final payment to own the car.
3. Return the car (subject to terms and conditions).

ŠKODA Financial Services also offers hire purchase, contract hire and service and maintenance plans. Speak to your ŠKODA Retailer for your personalised quotation today.

Finance subject to status. 18s plus. Terms and conditions apply. ŠKODA Financial Services.

Insurance

Have a safe trip

You can enjoy your new car from day one, thanks to our complimentary five day insurance. To activate, simply call **0330 303 6920**, provide us with a few details, and we'll send a cover note to your ŠKODA Retailer. We're available Monday to Friday 9am-7pm and Saturday 9am-1pm.

Our annual cover could make that peace of mind last the whole year. For details of our full range of insurance products please visit: insurewithskoda.co.uk or for a quote call us free on: **0330 303 6921**.

Insurance

Free for three years

Insurance gives you peace of mind should the worse happen, ensuring your ŠKODA is repaired by our technicians using genuine parts. It works alongside your existing comprehensive motor insurance policy, no matter who you are insured with, to help get you back on the road as smoothly as possible. Better still, it's free for three years and is available on both new and older models.

Your free Insurance cover includes:

- > Guaranteed use of a ŠKODA approved repairer, ŠKODA trained technicians and the use of genuine ŠKODA parts and paints.
- > A dedicated Claims Manager who will look after your entire claim from start to finish.
- > Help to recover any uninsured losses with our Legal Expenses Cover.
- > An online claims tracker so you can keep up to date with the status of any claim.

To benefit from Insurance you'll need to activate your free cover, which takes less than a minute. Remember to call us first, and Insurance will help to deal with the rest.

For more information and to take our cover, call us on: 0333 043 3782 or visit: skoda-ensurance.co.uk/getcover

Insurance* from ŠKODA Financial Services is sold and administered by Lawshield UK Limited, registered in England number: 3360532 (registered office: Lawshield House, 850 Ibis Court, Lakeside Drive, Centre Park, Warrington, Cheshire, WA1 1RL) and underwritten by UK General Insurance Limited on behalf of Great Lakes Reinsurance (UK) SE, registered in England No. SE000083 (registered office: Plantation Place, 30 Fenchurch Street, London, EC3M 3AJ). All of these organisations are authorised and regulated by the Financial Conduct Authority (FCA). Authorisation details can be checked on the Financial Services Register by visiting fca.org.uk or call the FCA on: 0800 111 6768.

Service and maintenance

Our range of servicing and maintenance plans will help to keep your ŠKODA in prime condition. Plus, the price is fixed so you won't be caught out by any unbudgeted costs.

All our service plans use genuine ŠKODA approved parts and trained technicians so you know your car is in the hands of experts. Parts and labour also come with two years warranty too.

Service Plan for cars under a year old

This covers your first two services for one payment of just £279 or 18 monthly payments of £15.50. The service plan includes a maximum of one oil service and one oil and inspection service. The vehicle service regime affects the entitlement service plan if you choose to purchase this.

Our service plans are designed for customers that travel 10,000 miles or less per year. If you travel over 10,000 miles per year, or would prefer to add maintenance or tyres, then speak to your ŠKODA Retailer to create a more tailored service plan.

All cars must be set to time and distance servicing. Exclusions and terms and conditions apply. Offer is available to retail customers only from participating ŠKODA Retailers. Offers may be varied or withdrawn at any time. Freepost ŠKODA Financial Services.

ŠKODA Financial Services is a trading name of Volkswagen Financial Services (UK) Limited, Brunswick Court, Yeomans Drive, Blakelands, Milton Keynes MK14 5LR Registered in England number 2835230.

Service intervals

When you order your Octavia, you can choose whether your car is on a fixed or a flexible service regime. Your ŠKODA retailer will help you decide which regime suits how your car will be driven, enabling your car to stay in the best possible shape.

Fixed regime: service every 10,000 miles or one year (whichever comes first).

This is recommended if the vehicle is likely to be used in the following way:

- > Driven fewer than 10,000 miles per annum.
- > Mainly short journeys, driven mostly in towns or cities.
- > High vehicle loading/towing and frequent hill climbs.
- > Heavy accelerating and braking, using high revs.

Flexible regime: Sensors in the engine detect when a service is needed. A service light will show between 9,000 and 20,000 miles or up to 24 months (whichever comes first).

The flexible service regime is recommended for vehicles with a daily mileage of more than 25 miles where the vehicle is driven regularly and mainly at a constant speed with minimum vehicle and engine loading, minimal towing and driven in an economical manner.

Additional information - continued

Roadside assistance

A three year, European-wide, unlimited mileage ŠKODA Assistance policy comes free of charge with every new ŠKODA. There's a team of specially trained technicians who carry the right diagnostic equipment and parts to get you back on the road as quickly as possible in the unfortunate event of a breakdown.

Provided in partnership with the AA. Exclusions and terms and conditions apply. For details please speak to your local ŠKODA Retailer.

Customer services

Talk to us on **03330 037 504**. No matter what the query, our dedicated call centre is always ready to listen. No matter how big or small the request, speak to one of our customer care advisors to see if they can help. The call centre is open Monday to Friday from 8.30am-5.30pm. You can also talk to one our advisors via live chat, on Monday to Friday from 8am-8pm.

A network that's here to help

You can be sure that as a ŠKODA customer, your retailer will look after you from the moment you walk through the door and throughout the life of your ŠKODA. Your Octavia will be serviced and maintained by specially trained ŠKODA technicians, and when you need a spare part you'll be happy to know that most are held in stock, or ordered within 24 hours. So if top class customer satisfaction is what you're after, the ŠKODA network will be there for you.

Motability

People who are in receipt of one of the following allowances, and have at least 12 months remaining on their reward, may be eligible for a vehicle via the Motability scheme.

Higher Rate Mobility Component of the Disability Living Allowance (HRMC of DLA), Enhanced Rate of the Mobility Component of Personal Independence Payment (ERMC of PIP), War Pensioners' Mobility Supplement (WPMS) or Armed Forces Independence Payment (AFIP).

For full details of the scheme, current model availability and pricing, please contact the Motability specialist at your local ŠKODA Retailer.

Warranty

Peace of mind with a ŠKODA warranty

In the first two years of owning your car, you'll get the peace of mind of a two year unlimited mileage warranty. In addition, you'll also get a further warranty on new vehicles supplied through the appointed retail network until the vehicle has completed 60,000 miles or the end of the third year, whichever is sooner. Your Octavia also benefits from a three-year paint warranty and 12-year body protection warranty.

Exclusions and terms and conditions apply.

Owning a ŠKODA

Three-year vehicle warranty from new

First two years unlimited mileage.

Third year with 60,000 mile limitation, whichever is sooner.

Four to five years Optional Extended Warranty.

Three-year paint warranty

Up to 12 years body protection.

Exclusions and limitations

Wear and tear components will only be considered under the terms of the warranty for the first of six months or 6,500 miles, whichever is soonest. These include, but are not limited to brake linings and disc pads, clutch release bearings, clutch pressure plates and centre plates, tyres, wiper blades, seat and backrest covers, floor coverings, spark plugs, batteries for key fobs and alarms, light bulbs and shock absorbers. Mechanical adjustments including but not limited to adjustments to doors, flaps, boot lids, bonnets and sunroof, brake adjustment, clutch adjustment, v belt adjustment, headlight adjustment, steering geometry adjustments and wheel balancing are excluded.

Damage (including but not limited to the following) is excluded:

- > Damage caused by your failure to take all reasonable steps to prevent mechanical damage from occurring.
- > Damage or defects caused by not having the vehicle serviced in accordance with the manufacturer's guidelines.
- > Damage or defects caused by improper use of the vehicle, neglect or use of the vehicle for motor sports activities.
- > Damage caused by an accident.
- > Damage to paintwork or chrome caused by external influences, such as climatic, chemical or industrial pollution.
- > Damage resulting from the use of non-original replacement parts.

Routine maintenance and servicing is not covered by the warranty. Incidental or consequential costs such as hotel charges, car hire, and loss of personal effects or income are not recoverable under the terms of the warranty.

Adding that little extra to your car

If the standard specification and factory fitted options aren't enough for you, then why not take a look at our range of retailer fitted accessories? A separate accessories brochure can be found at your local retailer, or can be viewed online at:

www.skoda.co.uk/owners/accessories-and-merchandise

VED (Vehicle Excise Duty)

VED BAND*	CO ₂ (g/km)	Post 1st April 2017 (First year rates)	Post 1st April 2017 (Standard rates)
A	0	£0	£0
B	1-50	£10	£140
C	51-75	£25	£140
D	76-90	£100	£140
E	91-100	£120	£140
F	101-110	£140	£140
G	111-130	£160	£140
H	131-150	£200	£140
I	151-170	£500	£140
J	171-190	£800	£140
K	191-225	£1,200	£140
L	226-255	£1,700	£140
M	over 255	£2,000	£140

Vehicle Excise Duty (VED) is correct at time of publication, but this may alter to reflect any change in the applicable VED rate. *Vehicles with a list price exceeding £40,000 (including factory installed options, delivery charge, number plates and VAT) will pay an additional £310 plus the standard annual rate for a five year period. After the five year period only the standard rate will apply.

OTR (On The Road)

Recommended 'On The Road' prices include delivery, 12 months Road Fund Licence, DVLA First Registration Fee and apply to the UK only.

VED (Vehicle Excise Duty)

All vehicles will be subject to Vehicle Excise Duty based on the fuel type of the vehicle and its carbon dioxide (CO₂) emissions level, measured in grams per kilometre (g/km). Due to changes in vehicle emissions data, CO₂ figures may differ on these vehicles if taken from current ŠKODA UK stock.