



**DS AUTOMOBILES**  
Spirit of Avant-Garde

**DS 3 CROSSBACK  
PRICE & SPECIFICATION GUIDE**

SEPTEMBER 2022



BOOK A TEST DRIVE



ORDER ONLINE



FIND A DEALER



FOLLOW US

# MONTMARTRE

THE CHIC ADVENTURER

Available with:  
PureTech petrol



1. Bronze Meteorite cloth seats and Basalt Black Pure cloth décor with black interior roof and black leather steering wheel.  
2. 7 inch touchscreen

3. Digital instrument cluster  
4. Keyless Start

5. 17 inch 'ANKARA' alloy wheels

6. FLUSH FITTING DOOR HANDLES

7. Safety pack –  
Emergency braking system, Lane Keeping Assist, Lane departure warning, Speed limit recognition and recommendation, Intelligent speed adaptation.



1,2.



4.



1.



3.



6.



5.



7.

\*Model shown includes optional Bi-Tone body colour available at additional cost



BOOK A TEST DRIVE



ORDER ONLINE



FIND A DEALER



FOLLOW US

# BASTILLE

HIGH FASHION & ADVANCED TECHNOLOGY


Available with:

PureTech petrol  
E-TENSE 100% electric



## IN ADDITION TO MONTMARTRE

1. Premium seats with comfort foam in Bronze Peruzzi cloth. Bronze décor and light grey interior roof.
2. 17 inch 'ANKARA' alloy wheels
3. Automatic air conditioning
4. Rear parking sensors
5. Automatic front windscreen wipers
6. Electrically folding door mirrors
7. Dark tinted rear windows



\*Model shown includes optional Bi-Tone body colour available at additional cost



BOOK A TEST DRIVE



ORDER ONLINE



FIND A DEALER



FOLLOW US

# RIVOLI

THE AVANT-GARDE

Available with:  
 PureTech petrol  
 E-TENSE 100% electric



## IN ADDITION TO BASTILLE

- 1. Black Basalt grained leather seats with bronze décor and light grey interior roof.
- 2. PureTech: 18 inch 'SHANGHAI' alloy wheels  
 E-TENSE: 18 inch 'KYOTO' alloy wheels
- 3. DS MATRIX LED VISION headlights
- 4. PROXIMITY KEYLESS ENTRY & START
- 5. DS Connect Nav – 3D connected navigation
- 6. Reversing camera
- 7. Advanced Safety Pack – Safety pack, Extended Emergency braking System, Extended Lane Keeping Assist, Blind Spot Detection.



\*Model shown includes optional Bi-Tone body colour available at additional cost



# PERFORMANCE LINE

THE SPIRIT OF GRAND TOURING


Available with:

PureTech petrol  
BlueHdi diesel  
E-TENSE 100% electric



## IN ADDITION TO MONTMARTRE

- 1. Premium seats with comfort foam in Black Basalt Woven cloth and Alcantara® PERFORMANCE Line Alcantara® décor. Black perforated leather steering wheel with contrast stitching, and Aluminium sport pedals.
- 2. 17 inch 'DUBAI' alloy wheels
- 3. Automatic air conditioning
- 4. Rear Parking Sensors
- 5. Electrically folding & heated door mirrors with LED spotlight
- 6. PERFORMANCE Line Badging
- 7. Dark tinted rear windows



\*Model shown includes optional Bi-Tone body colour available at additional cost



BOOK A TEST DRIVE



ORDER ONLINE



FIND A DEALER



FOLLOW US

# PERFORMANCE LINE+

THE SPIRIT OF GRAND TOURING+

Available with:

PureTech petrol  
E-TENSE 100% electric



## IN ADDITION TO PERFORMANCE LINE

- 1. 18 inch 'MONZA' alloy wheels
- 2. DS MATRIX LED VISION headlights
- 3. PROXIMITY KEYLESS ENTRY & START
- 4. DS Connect Nav – 3D connected navigation
- 5. 10 inch HD touchscreen
- 6. DS LED rear lights



\*Model shown includes optional Bi-Tone body colour available at additional cost



BOOK A TEST DRIVE



ORDER ONLINE



FIND A DEALER



FOLLOW US

# E-TENSE

100% ELECTRIC

Available with:

BASTILLE, RIVOLI,  
PERFORMANCE LINE, PERFORMANCE LINE+

All electric range  
**193 – 232 miles\***

CO<sub>2</sub> Emissions  
**0g/km**

Charge to 80% in  
**30 minutes**  
with 100kW RAPID charging

Maximum Power  
**100kW/136hp**

ALL E-TENSE VERSIONS COME WITH:

1. Accelerated charging cable
2. E-TENSE exclusive controls via the MyDS App: manage charging and pre-programme air conditioning remotely



\* The electric range you achieve in real life conditions will depend upon a number of factors including the starting charge of the battery, accessories fitted (post-registration), variations in weather, driving styles and vehicle load. Only compare fuel consumption and CO<sub>2</sub> figures with other cars tested to the same technical standard.



BOOK A TEST DRIVE



ORDER ONLINE



FIND A DEALER



FOLLOW US

# LOUVRE LIMITED EDITION

Available with: PureTech petrol,  
E-TENSE 100% electric



\*Embossed E-TENSE logo not available in the UK.

## IN ADDITION TO RIVOLI

- 1. OPERA INTERIOR** – Art Basalt Black Nappa leather seats with watchstrap design. Art Basalt Black Nappa leather decor
- 2. 18 inch 'LUXOR' diamond-cut alloy wheels**
- 3. LOUVRE detailing** – Badges on bonnet, front doors and tailgate. Laser-engraved motif on door mirrors. 3D LOUVRE motif on central rib of bonnet
- 4. Black DS Wings. Gloss black rear tailgate trim and rear light surround**
- 5. 'A Day At The Louvre'** – Showcasing fine works of art from the Louvre in Paris on the central touchscreen. 182 works of art in total, including an audio commentary from the Louvre's experts
- 6. Louvre Interior Detailing** – Louvre embossing and badging on dashboard, Louvre detailing on gear lever surround



BOOK A TEST DRIVE



ORDER ONLINE



FIND A DEALER



FOLLOW US



# PRICES

Engine	LCDV Code	CO <sub>2</sub> g/km WLTP	First Year VED*	Basic M.R.R.P.	V.A.T.	Total M.R.R.P.	'On The Road' M.R.R.P.*	P11D Value	INS Group	B.I.K. Tax Rate	B.I.K. per month 20%	B.I.K. per month 40%
<b>MONTMARTRE</b>												
PureTech 100 Manual	1SD3SYMPXKTOA030	128	£190	£20,212.50	£4,042.50	£24,255.00	<b>£25,200.00</b>	£24,955.00	14E	30%	£125	£250
<b>BASTILLE</b>												
PureTech 100 Manual	1SD3SYNPXKTOA030	129	£190	£21,379.17	£4,275.83	£25,655.00	<b>£26,600.00</b>	£26,355.00	15E	30%	£132	£264
PureTech 130 Automatic	1SD3SYNM61TOA030	135	£230	£23,595.83	£4,719.17	£28,315.00	<b>£29,300.00</b>	£29,015.00	20E	32%	£155	£309
BlueHdi 110 Manual	1SD3SYNMMKTOA030	120	£190	£23,112.50	£4,622.50	£27,735.00	<b>£28,680.00</b>	£28,435.00	16E	29%	£137	£275
E-TENSE	1SD3SYNESFTOA030	0	0	£29,095.83	£5,819.17	£34,915.00	<b>£35,670.00</b>	£35,615.00	28E	2%	£12	£24
<b>RIVOLI</b>												
PureTech 130 Automatic	1SD3SYTM61TOA030	137	£230	£27,429.17	£5,485.83	£32,915.00	<b>£33,900.00</b>	£33,615.00	22E	32%	£179	£359
PureTech 155 Automatic	1SD3SYTNQ1TOA030	143	£230	£28,679.17	£5,735.83	£34,415.00	<b>£35,400.00</b>	£35,115.00	24E	33%	£193	£386
E-TENSE	1SD3SYTESFTOA030	0	0	£32,929.17	£6,585.83	£39,515.00	<b>£40,270.00</b>	£40,215.00	30E	2%	£13	£27
<b>LOUVRE</b>												
PureTech 130 Automatic	1SD3SYTM61TOL030	137	£230	£29,262.50	£5,852.50	£35,115.00	<b>£36,100.00</b>	£35,815.00	TBC	32%	£191	£382
PureTech 155 Automatic	1SD3SYTNQ1TOL030	143	£230	£30,512.50	£6,102.50	£36,615.00	<b>£37,600.00</b>	£37,315.00	TBC	33%	£205	£410
E-TENSE	1SD3SYTESFTOL030	0	0	£34,762.50	£6,952.50	£41,715.00	<b>£42,470.00</b>	£42,415.00	TBC	2%	£14	£28
<b>PERFORMANCE LINE</b>												
PureTech 100 Manual	1SD3SYKPXKTOA030	129	£190	£21,712.50	£4,342.50	£26,055.00	<b>£27,000.00</b>	£26,755.00	15E	30%	£134	£268
PureTech 130 Automatic	1SD3SYKM61TOA030	135	£230	£23,929.17	£4,785.83	£28,715.00	<b>£29,700.00</b>	£29,415.00	20E	32%	£157	£314
BlueHdi 110 Manual	1SD3SYKMMKTOA030	120	£190	£23,445.83	£4,689.17	£28,315.00	<b>£29,080.00</b>	£28,835.00	16E	29%	£139	£279
E-TENSE	1SD3SYKESFTOA030	0	0	£29,429.17	£5,885.83	£35,315.00	<b>£36,070.00</b>	£36,015.00	27E	2%	£12	£24
<b>PERFORMANCE LINE+</b>												
PureTech 130 Automatic	1SD3SYRM61TOA030	137	£230	£26,429.17	£5,285.83	£31,715.00	<b>£32,700.00</b>	£32,415.00	20E	32%	£173	£346
PureTech 155 Automatic	1SD3SYRNQ1TOA030	143	£230	£27,679.17	£5,535.83	£33,215.00	<b>£34,200.00</b>	£33,915.00	22E	33%	£187	£373
E-TENSE	1SD3SYRESFTOA030	0	0	£31,929.17	£6,385.83	£38,315.00	<b>£39,070.00</b>	£39,015.00	28E	2%	£13	£26

\*\*Prices include Plug-In Car Grant (PICG) from government of £2,500.



## DS DELIVERY VALET

YOUR TIME IS OUR PRIORITY

DS DELIVERY VALET allows you to benefit from the delivery of your new or used DS to the address of your choice and collection of your old vehicle.

PRICE: £195 inc. VAT

From January 2019 all models are Type Approved according to Worldwide Harmonised Light-Duty Vehicles Test Procedure (WLTP). WLTP is the new official test regime and replaces the New European Driving Cycle (NEDC). The CO<sub>2</sub> data has been converted from WLTP back to NEDC-equivalent values in accordance with current vehicle tax and Company Car Tax (CCT) legislation. Two values for CO<sub>2</sub> are shown per version, these are the 'Vehicle High' value and the 'Vehicle Low' value. For transparency and clarity, the 'Vehicle High' value has been used to calculate the first year taxation in the prices shown above. The actual CO<sub>2</sub> value of a version may vary according to optional equipment fitted but, other than in exceptional circumstances, will be between 'Vehicle High' and 'Vehicle Low'. For full information, including WLTP fuel consumption data, please see technical specification pages, or refer to your nearest DS retailer. 1. Vehicle High = High specifications vehicle fitted with maximum available options. 2. Vehicle Low = Standard specifications vehicle fitted with minimal options. All diesel engines are fitted with a Diesel Particulate Filter System. Insurance groups (1-50) are an indication only, please consult your insurance company for further details. \*The Manufacturer's 'On The Road' Recommended Retail Price includes the following; Delivery to Dealer and Number Plates £583.33, V.A.T. £116.67, Government First Registration Fee £55 and Graduated Vehicle Excise Duty. Figures quoted reflect a range of configurations (including non-UK market vehicles) and are subject to changes resulting from ongoing product development, range evolutions, testing and evaluations.



BOOK A TEST DRIVE



ORDER ONLINE



FIND A DEALER



FOLLOW US

# TECHNOLOGY

## DS MATRIX LED VISION HEADLIGHTS

### IN BRIEF

DS 3 CROSSBACK features the latest generation DS MATRIX LED VISION headlights, which adjust automatically to driving and road conditions. This intelligent lighting technology uses a camera mounted on the windscreen to monitor the road ahead and adjusts accordingly, for example switching automatically from full beam to dipped headlights to avoid dazzling other drivers. Three LED modules are used for dipped beam, supplemented with a MATRIX BEAM module for standard driving. This incorporates 15 identical but independent elements, illuminating and dimming progressively depending on road conditions.

The Matrix Beam module consists of independent segments, which come on and go out gradually, segment by segment, depending on the driving conditions detected by the camera at the top of the windscreen.

### FOCUS ON THE ROAD CONDITIONS

When approaching a vehicle from behind that is travelling in the same direction, the light segments around the vehicle being followed will go out. This creates an unlit area so that the driver in front is not dazzled.


When overtaking a vehicle, the light segments around the vehicle in front will go out to prevent dazzle. The lights will return to standard levels as soon as the over-taken vehicle moves out of the lighting zone.



When entering an urban area, the light segments will gradually go out from the outside edge and move to dipped status.

When leaving an urban area, the light segments will come on gradually from the inside to the outside edge and move to main beam status.

When driving on a major road, Motorway mode will activate if the car travels at 68mph or faster for more than 5 seconds. This will create a cone of light with a raised beam and increased reach to improve visibility in higher speed situations. The function is active when lights are in automatic mode but can be turned off via the central screen.



## FLUSH FITTING DOOR HANDLES

### IN BRIEF

FLUSH FITTING DOOR HANDLES enhance the exterior styling of DS 3 CROSSBACK; beautifully concealed within the doors, they only appear when needed.

### DETAILS

FLUSH FITTING DOOR HANDLES deploy, either via the key or automatically when approaching the vehicle (when paired with PROXIMITY KEYLESS ENTRY AND START\*). FLUSH FITTING DOOR HANDLES represent style, technology and refined attention to detail to embody perfectly the core values of DS 3 CROSSBACK.

\*Standard or optional equipment according to trim levels. For availability information, please refer to the equipment pages.



BOOK A TEST DRIVE



ORDER ONLINE



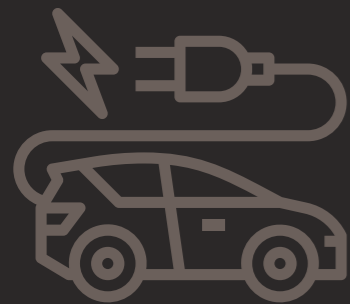
FIND A DEALER



FOLLOW US

# E-TENSE

## ALL ELECTRIC RANGE



193-  
232  
MILES\*

\* The electric range you achieve in real life conditions will depend upon a number of factors including the starting charge of the battery, accessories fitted (post-registration), variations in weather, driving styles and vehicle load. Only compare fuel consumption and CO<sub>2</sub> figures with other cars tested to the same technical standard.

## REGENERATIVE BRAKING

(B)

for Braking Mode can be selected on the gear selector, meaning your vehicle will use a higher level of regenerative braking and slow-up faster when your foot is off the accelerator. Regenerative braking slows the vehicle while harnessing the kinetic energy back into the battery, thus helping to maximise range. Around town, the range can be increased up to 20% with regenerative braking.



## WHAT AFFECTS THE RANGE?

Driving style, driving speed, use of heating & air conditioning, acceleration or load are several factors that will affect the range of your car. Limiting the impact of the above factors will maximise range.

The predicted range gauge on our vehicles utilises recent driving history, as well as remaining battery charge and current driving conditions to estimate the range available.



BOOK A TEST DRIVE



ORDER ONLINE



FIND A DEALER



FOLLOW US

## CHARGING



### ACCELERATED CHARGING


Install a home charging unit to access Accelerated charging at home.

7kW



7:30 HOURS

100%



### RAPID CHARGING

50kW RAPID chargers are most commonly found at motorway service stations. 100kW RAPID chargers are beginning to be installed across the country.

50kW



1 HOUR

100kW

30 MIN

80%



Our approved charging partner Pod Point can assist with the installation of a home charging unit. They are fully approved under the government's Homecharge scheme, so if you have off-street parking, you could be eligible for a grant towards the cost of your charger. Speak to your DS Retailer about installing a home charging unit.



Take advantage of our BP Pulse subscription - offered exclusively to DS E-TENSE customers. BP Pulse offers the largest network of UK chargepoints, and for subscribers the electricity is free at the majority of charging locations.



### CHARGING ON THE GO

Using your DS Connect Nav, you can plan breaks en-route for refreshments and recharging. With over 20,000 public charging points in the UK and over 100,000 around Europe, no journey is too far.



**20,000+**  
charging points in the UK, and growing



BOOK A TEST DRIVE



ORDER ONLINE



FIND A DEALER



FOLLOW US

# MyDS APP

E-TENSE EXCLUSIVE FEATURES.

CONTROL YOUR ELECTRIC CAR FROM YOUR SMARTPHONE WITH THE MyDS APP.



## RANGE INFORMATION

With the MyDS smartphone app, you can see your car's current state of charge and approximate remaining range. When your car is plugged in, the speed and expected remaining charging time are also shown.



## REMOTE CHARGING

With control of remote charging you can use the MyDS app to commence charging or initiate a programmed charge. A programmed charge enables you to use the most beneficial energy rates to replenish your battery.



## REMOTE AIR CONDITIONING

This feature allows you to programme the heating or air conditioning of your car while it's still charging. Your car will be set to your preferred temperature when you get in, without diminishing the range available.



BOOK A TEST DRIVE



ORDER ONLINE



FIND A DEALER



FOLLOW US

# TECHNOLOGY

## PROXIMITY KEYLESS ENTRY AND START

### IN BRIEF

PROXIMITY KEYLESS ENTRY AND START accurately recognises your arrival at the car and conveniently deploys the FLUSH FITTING DOOR HANDLES to welcome you as you approach.

### DETAILS

By keeping the vehicle key with you, you can enter the car and start/stop the engine with a simple push of the start/stop button on the dashboard.

When leaving the car, a simple touch on one of the front/rear door handles or on the rear tailgate's push button is enough to lock the vehicle.

Should you forget and leave the key inside, the car will prevent itself from being locked. Also, if you leave the vehicle while the engine is still running, a warning signal will ring to alert you.

The PROXIMITY KEYLESS ENTRY AND START gives you hands-free access through automated deployment of the FLUSH FITTING DOOR HANDLES and unlocking of the doors as you approach the car (in addition to the keyless entry and start function). Conversely, when you walk away from the car FLUSH FITTING DOOR HANDLES will retract and lock automatically.

### HOW IT WORKS

At a distance of 3m, your DS 3 CROSSBACK detects the key, unfolds the door mirrors and illuminates the headlights in anticipation of your arrival .

When you are within 1.5m of the car, the FLUSH FITTING DOOR HANDLES deploy to reveal themselves and unlock your DS 3 CROSSBACK automatically.

When leaving the car the door handles will retract at a distance of 2m away from the car, accompanied by an audible and visual confirmation that your DS 3 CROSSBACK is locked.



## DS DRIVE ASSIST

### IN BRIEF

Travel long distances with peace of mind thanks to DS DRIVE ASSIST, the advanced driving aid that brings you a step closer to autonomous driving. This system combines the new Active Cruise Control Stop and Go and Lane Keeping Assist to manage driving in semi-autonomous mode, in specific conditions. DS DRIVE ASSIST helps manage steering and speed and is active at speeds between 40mph and 110mph.

### DETAILS

A reference speed is entered into the Active Cruise Control Stop and Go (from 20 mph). At the same time Lane Keeping Assist is activated using a button on the right of the dashboard (from 40 mph).

The system then registers your DS 3 CROSSBACK's position on the road (in the centre, on the left or on the right, in line with your driving habits). From this point on, your DS 3 CROSSBACK will help control speed and steering.

This system is particularly well suited to major roads and motorways, provided that the white lines are clearly visible. The system will help to drive the car but does not replace the driver who must remain focused, vigilant and in control of the car at all times.

### NOTES

To remain active, DS DRIVE ASSIST requires you to keep your hands on the steering wheel at all times even if you are not actively steering the car.

You can take back control at any time by:

- Applying torque to the steering wheel (to cancel Lane Keeping Assist).
- Braking (to cancel Active Cruise Control Stop and Go).
- Pressing the button to deactivate the function.



This feature does not reduce the need for absolute driver vigilance.

# EQUIPMENT SPECIFICATION

Option availability varies according to version/engine/trim level. Some options are only available as part of a pack. Please refer to the options section for further information.

● Standard equipment ○ Optional equipment

	MONTMARTRE		BASTILLE		RIVOLI		LOUVRE		PERFORMANCE Line		PERFORMANCE Line+	
	PureTech		PureTech BlueHDi	E-TENSE	PureTech	E-TENSE	PureTech	E-TENSE	PureTech BlueHDi	E-TENSE	PureTech	E-TENSE
<b>DS INTERIORS</b>												
Bronze Meteorite cloth Interior	●											
Bronze Peruzzi cloth Interior. With Black Basalt leather-effect fabric	○		●	●								
Bronze Peruzzi cloth with Black Basalt leather effect fabric and Bronze decor with Black interior roof	○		○	○								
Basalt Black Grained Leather Interior			○	○	●	○						
Pebble Grey Luxembourg cloth and Nappa leather Interior			○	○	○	●						
Opera Interior. Art Basalt Black Nappa leather with watchstrap design			○	○	○	○	●	●				
Performance Line Interior. Basalt Black Woven cloth with Alcantara®			○	○	○	○	○	○	●	●	●	●
Black interior roof	●		○	○	○	○	○	○	●	●	●	●
Light Grey interior roof	○		●	●	●	●	●	●				
For more details about DS Interiors (colours, material), please refer to the 'DS Interiors' page.												
<b>WHEELS</b>												
17 inch 'ANKARA' alloy wheels	●		●	●								
17 inch 'MADRID' diamond-cut alloy wheels	○		○	○								
17 inch 'DUBAI' alloy wheels									●	●		
18 inch 'SHANGHAI' diamond-cut alloy wheels			○	○	●	○						
18 inch 'BARCELONA' diamond-cut alloy wheels			○	○	○	○						
18 inch 'KYOTO' diamond-cut alloy wheels					○	●						
18 inch 'NICE' diamond-cut alloy wheels												
Standard only on INES DE LA FRESSANGE												
18 inch 'MONZA' diamond-cut alloy wheels									○	○	●	●
18 inch 'LISBON' diamond-cut alloy wheels			○	○	○	○						
18 inch 'SAO PAULO' diamond-cut alloy wheels			○	○	○	○						
18 inch 'LUXOR' diamond-cut alloy wheels							●	●				
Black centre caps with DS logo	●		●		●		●	●				
Carmine centre caps with DS logo									●	●	●	●
White centre caps with DS logo				●		●						
Tyre repair kit	●		●	●	●	●	●	●	●	●	●	●
Automatically replaces the space saver spare wheel when the optional FOCAL Electra® HiFi system is ordered	●		●	●	●	●	●	●	●	●	●	●
Locking wheel nuts	●		●	●	●	●	●	●	●	●	●	●
Tyre Pressure Monitoring System	●		●	●	●	●	●	●	●	●	●	●
For more details about alloy wheels (design, colours), please refer to the 'Wheels' page.												
<b>EXTERIOR STYLE</b>												
FLUSH FITTING DOOR HANDLES	●		●	●	●	●	●	●	●	●	●	●
Chrome door handles	●		●	●	●	●	●	●	●	●	●	●
Single tailpipe	●*		●*						●*			
*PureTech 100 / BlueHDi 110 versions only												
Twin tailpipes	●*		●*		●*		●*		●*		●*	
*PureTech 130 versions only												
Integrated split chrome tailpipes					●*		●*				●*	
*PureTech 155 versions only												
DS Monogram on rear tailgate	●		●	●	●	●	●	●	●	●	●	●
Matt black exterior door mirrors	●											
Gloss black exterior door mirrors			●	●	●	●	●	●	●	●	●	●
Chrome DS Wings	●		●		●		●	●	●	●	●	●
Black DS Wings							●	●	●	●	●	●
Satin Chrome DS Wings				●		●						



BOOK A TEST DRIVE



ORDER ONLINE



FIND A DEALER



FOLLOW US

# EQUIPMENT SPECIFICATION

Option availability varies according to version/engine/trim level. Some options are only available as part of a pack. Please refer to the options section for further information.

● Standard equipment ○ Optional equipment

	MONTMARTRE			BASTILLE		RIVOLI		LOUVRE		PERFORMANCE Line		PERFORMANCE Line+	
	PureTech	PureTech BlueHdi	E-TENSE	PureTech	E-TENSE	PureTech	E-TENSE	PureTech	E-TENSE	PureTech BlueHdi	E-TENSE	PureTech	E-TENSE
<b>EXTERIOR STYLE</b>													
3D LOUVRE motif on central rib of bonnet								●	●				
Gloss black rear tailgate trim and rear light surround								●	●				
LOUVRE detailing - badges on bonnet, front doors and tailgate. Motif on door mirror shells.								●	●				
E-TENSE badging			●		●						●		●
<b>INTERIOR STYLE</b>													
Black leather steering wheel	●	●	●	●	●	●	●	●	●	●	●	●	●
Black perforated leather steering wheel with contrast stitching										●	●	●	●
Pebble Grey Nappa leather steering wheel													
Available only with the optional RIVOLI		○	○	○	○								
Must be ordered in addition to RIVOLI													
Aluminium sport pedals		○	○	○	○	○	○	○	○	●	●	●	●
Louvre Interior Detailing - Louvre embossing and badging on dashboard, Louvre detailing on gear lever surround								●	●			●	●
DS SENSORIAL DRIVE - Cashmere or Titanium modes										●		●	
Offers a more intense driving experience in Sport mode, with firmer steering, augmented sound and a sport overlay for the instrument cluster.		○		○									
Available on Automatic versions only													
Front and rear carpet mats						●	●	●	●	●	●	●	●
Front chrome door entry sill						●	●	●	●	○	○	●	●
<b>IN-CAR ENTERTAINMENT</b>													
7 inch Digital Instrument Cluster	●	●	●	●	●	●	●	●	●	●	●	●	●
7 inch touchscreen	●	●	●	●	●	●	●	●	●	●	●	●	●
10 inch HD touchscreen	○*	○*	○*	●	●	●	●	●	●	○*	○*	●	●
*Available with DS Connect Nav													
DS Connect Nav - Connected 3D navigation	○	○	○	●	●	●	●	●	●	○	○	●	●
Mirror Screen - with Apple CarPlay™ and Android Auto®	●	●	●	●	●	●	●	●	●	●	●	●	●
8 speakers	●	●	●	●	●	●	●	●	●	●	●	●	●
Bluetooth® handsfree and media streaming	●	●	●	●	●	●	●	●	●	●	●	●	●
DAB digital radio	●	●	●	●	●	●	●	●	●	●	●	●	●
One front USB connection point	●	●	●	●	●	●	●	●	●	●	●	●	●
Two front USB connection points				●	●	●	●	●	●	●	●	●	●
Multi-function on-board trip computer	●	●	●	●	●	●	●	●	●	●	●	●	●
Voice recognition	○*	○*	○*	●	●	●	●	●	●	○*	○*	●	●
A Day At The Louvre								●	●				
Showcasing fine works of art from the Louvre in Paris on the central touchscreen. 182 works of art in total, including an audio commentary from the Louvre's experts.													
<b>COMFORT AND CONVENIENCE</b>													
Keyless start	●	●	●	●	●	●	●	●	●	●	●	●	●
DS PROXIMITY KEYLESS ENTRY & START	○	○	○	●	●	●	●	●	●	○	○	●	●
Includes electrically adjustable, folding and defrosting exterior door mirrors													
Automatic front windscreen wipers		●	●	●	●	●	●	●	●	●	●	●	●
Automatic rear windscreen wiper in reverse	●	●	●	●	●	●	●	●	●	●	●	●	●
Electric parking brake	●	●	●	●	●	●	●	●	●	●	●	●	●
12V socket	●	●	●	●	●	●	●	●	●	●	●	●	●
Electrically adjustable exterior door mirrors	●	●	●	●	●	●	●	●	●	●	●	●	●
Electrically folding door mirrors with LED spotlight		●	●	●	●	●	●	●	●	●	●	●	●



BOOK A TEST DRIVE



ORDER ONLINE



FIND A DEALER



FOLLOW US



# EQUIPMENT SPECIFICATION

Option availability varies according to version/engine/trim level. Some options are only available as part of a pack. Please refer to the options section for further information.

● Standard equipment ○ Optional equipment

	MONTMARTRE		BASTILLE		RIVOLI		LOUVRE		PERFORMANCE Line		PERFORMANCE Line+	
	PureTech		PureTech BlueHdi	E-TENSE	PureTech	E-TENSE	PureTech	E-TENSE	PureTech BlueHdi	E-TENSE	PureTech	E-TENSE
<b>COMFORT AND CONVENIENCE (CONTINUED)</b>												
Tinted exterior door mirrors			●	●	●	●	●	●	●	●	●	●
Frameless electrochrome interior rear view mirror			○	●	●	●	●	●	○	●	●	●
Front and rear electric windows	●		●	●	●	●	●	●	●	●	●	●
Front and rear grab handles	●		●	●	●	●	●	●	●	●	●	●
Heated exterior door mirrors			●	●	●	●	●	●	●	●	●	●
Manual air conditioning	●											
Automatic air conditioning			●	●	●	●	●	●	●	●	●	●
Odour filter	●		●	●	●	●	●	●	●	●	●	●
Programmable heater with temperature regulator				●		●		●		●		●
<small>E-TENSE only</small>												
Remote control central locking with deadlocks	●		●	●	●	●	●	●	●	●	●	●
Sunvisors with LED courtesy mirror	●		●	●	●	●	●	●	●	●	●	●
<b>SEATING</b>												
40/60 backrest split on rear seats	●		●	●	●	●	●	●	●	●	●	●
<small>Includes easy folding button</small>												
Height adjustable front and rear headrests	●		●	●	●	●	●	●	●	●	●	●
Height adjustable front seats	●		●	●	●	●	●	●	●	●	●	●
Premium seat with comfort foam and pads & map pocket	○*		●	●	●	●	●	●	●	●	●	●
<small>*Available with the optional BASTILLE</small>												
Two rear ISOFIX mounting points	●		●	●	●	●	●	●	●	●	●	●
<b>LIGHTING &amp; VISIBILITY</b>												
Halogen headlights	●		●	●					●	●		
DS MATRIX LED VISION headlights					●	●	●	●			●	●
<small>Includes low / high beam assist</small>												
LED Daytime Running Lights	●		●	●	●	●	●	●	●	●	●	●
DS LED rear lights	○		○	○	●	●	●	●	○	○	●	●
Automatic lights	●		●	●	●	●	●	●	●	●	●	●
Front and rear LED reading lights	●		●	●	●	●	●	●	●	●	●	●
Boot lighting	●		●	●	●	●	●	●	●	●	●	●
Dark tinted rear windows			●	●	●	●	●	●	●	●	●	●
Acoustic and tinted front and rear windscreens	●		●	●	●	●	●	●	●	●	●	●
Heated rear windscreen	●		●	●	●	●	●	●	●	●	●	●
<b>SAFETY AND SECURITY</b>												
Rear parking sensors	○		●	●	●	●	●	●	●	●	●	●
Front parking sensors	○		○	○	●	●	●	●	○	○	●	●
Reversing camera	○		○	○	●	●	●	●	○	○	○	○
<b>Safety Pack</b> – Emergency Braking System, Lane Keeping Assist, Lane Departure Warning, Speed Limit Recognition and Recommendation, Intelligent Speed Adaptation	●		●	●	●	●	●	●	●	●	●	●
<b>Advanced Safety Pack</b> – Includes Safety Pack, Extended Emergency Braking System *, Extended Lane Keeping Assist **, Blind Spot Detection												
<small>* Pedestrian and cyclist recognition</small>	○		○	○	●	●	●	●	○	○	○	○
<small>** Road edge recognition</small>												
Cruise control with speed limiter	●		●	●	●	●	●	●	●	●	●	●



BOOK A TEST DRIVE



ORDER ONLINE



FIND A DEALER



FOLLOW US

# EQUIPMENT SPECIFICATION

Option availability varies according to version/engine/trim level. Some options are only available as part of a pack. Please refer to the options section for further information.

● Standard equipment ○ Optional equipment

	MONTMARTRE		BASTILLE		RIVOLI		LOUVRE		PERFORMANCE Line		PERFORMANCE Line+	
	PureTech		PureTech BlueHdi	E-TENSE	PureTech	E-TENSE	PureTech	E-TENSE	PureTech BlueHdi	E-TENSE	PureTech	E-TENSE
<b>SAFETY AND SECURITY (CONTINUED)</b>												
ESP	●		●	●	●	●	●	●	●	●	●	●
Electronic Stability Program	●		●	●	●	●	●	●	●	●	●	●
Hill assist	●		●	●	●	●	●	●	●	●	●	●
DS Connect Box – emergency & assistance system	●		●	●	●	●	●	●	●	●	●	●
Airbags – front, rear lateral and curtain airbags	●		●	●	●	●	●	●	●	●	●	●
Alarm - perimeter and volumetric, with anti-lift detection	●		●	●	●	●	●	●	●	●	●	●
Front seatbelts with pretensioners and front/rear load limiter	●		●	●	●	●	●	●	●	●	●	●
Unfastened seatbelt warning	●		●	●	●	●	●	●	●	●	●	●
<b>STORAGE</b>												
Bag support hooks in boot	●		●	●	●	●	●	●	●	●	●	●
Front central armrest			○*	○*	●	●	●	●	●	●	●	●
*Available in conjunction with the optional BASTILLE LEATHER												
Front double cup holder	●		●	●	●	●	●	●	●	●	●	●
Warning triangle fasteners in boot	●		●	●	●	●	●	●	●	●	●	●
<b>CONNECTED SERVICES</b>												
TomTom SpeedCam / Danger Zones - 3 years' subscription. Activation through the DS Connected Services. Store required.												
*Available with DS Connect Nav												
Fixed Speed Cameras, Average Speed Cameras, Traffic Light Cameras, Traffic Light Speed Cameras, Mobile Speed Cameras (requires other TomTom user interaction), Accident Blackspots, Danger Zones	*		*	*	●	●	●	●	*	*	●	●
Visit: services-store.dsautomobiles.co.uk												

E-TENSE	MONTMARTRE		BASTILLE		RIVOLI		LOUVRE		PERFORMANCE Line		PERFORMANCE Line+	
	PureTech		PureTech BlueHdi	E-TENSE	PureTech	E-TENSE	PureTech	E-TENSE	PureTech BlueHdi	E-TENSE	PureTech	E-TENSE
<b>ON BOARD SOCKETS</b>												
11kW On-Board Charger Accelerated charging Compatible with 3-phase charging				●		●		●		●		●
Home Charging Unit not included. Speak to your DS Retailer for more information about charging solutions												
RAPID charging capability - 100kW				●		●		●		●		●
<b>CHARGING CABLES</b>												
Accelerated charging cable				●		●		●		●		●
Home Charging Unit not included. Speak to your DS Retailer for more information about charging solutions												



BOOK A TEST DRIVE



ORDER ONLINE



FIND A DEALER



FOLLOW US

# EXTERIOR COLOURS

(F) Flat (M) Metallic (P) Pearlescent

## BODY COLOURS



BIANCA WHITE (F)



PERLA NERA BLACK (M)



ARTENSE GREY (M)



PLATINUM GREY (M)



RUBY RED (M)



MILLENNIUM BLUE (M)



PEARL WHITE (P)

## ROOF COLOURS



OPAL WHITE (F)



PERLA NERA BLACK (F)

## E-TENSE EXCLUSIVE



PEARL CRYSTAL

# EXTERIOR COLOURS

(1) Millennium Blue (MOHZ) is not available on Performance Line  
Please note: for colours not available as monotone (so only available with bi-tone) the Perla Nera Black roof will be selected by default if no other roof colour is ordered.  
\* Free of charge option on LOUVRE version.

• Standard equipment

BODY COLOUR	BODY CODE	ROOF COLOUR	ROOF CODE	MONTMARTRE	BASTILLE	RIVOLI	LOUVRE	PERFORMANCE LINE	PERFORMANCE LINE +
<b>FLAT PAINT</b>									
Bianca White (F)	POWP	Bianca White	DEFAULT	•	•	•		•	•
		Perla Nera Black	ZK12	£200	£200	£200		£200	£200
<b>METALLIC PAINT</b>									
Perla Nera Black (M)	M09V	Perla Nera Black	DEFAULT	£550	£550	£550	•	£550	£550
		Opal White	ZK02	£750	£750	£750		£750	£750
Artense Grey (M)	M0F4	Artense Grey	DEFAULT	£550	£550	£550		£550	£550
		Perla Nera Black	ZK12	£750	£750	£750	NO COST OPTION*	£750	£750
		Opal White	ZK02	£750	£750	£750			
Platinum Grey (M)	M0VL	Platinum Grey	DEFAULT	£550	£550	£550		£550	£550
		Perla Nera Black	ZK12	£750	£750	£750	NO COST OPTION*	£750	£750
		Opal White	ZK02	£750	£750	£750			
Ruby Red (M)	M0PY	Perla Nera Black	DEFAULT	£750	£750	£750		£750	£750
		Opal White	ZK03	£750	£750	£750			
Millennium Blue (M)	MOHZ	Perla Nera Black	DEFAULT	£750	£750	£750			
		Opal White	ZK03	£750	£750	£750			
<b>PEARLESCENT PAINT</b>									
Pearl White (P)	M6FC	Perla Nera Black	DEFAULT	£950	£950	£950		£950	£950
<b>E-TENSE EXCLUSIVE PAINT</b>									
Pearl Crystal	MOPH	Perla Nera Black	DEFAULT		£850	£850	NO COST OPTION*	£850	£850

BODY COLOUR	MONTMARTRE	BASTILLE	RIVOLI	LOUVRE	PERFORMANCE Line	PERFORMANCE Line+
Flat paint	•	•	•		•	•
Metallic paint	£550	£550	£550	•	£550	£550
Pearlescent paint	£750	£750	£750		£750	£750
Monotone body colour (only possible with Bianca White, Perla Nera Black, Artense Grey and Platinum Grey)	•	•	•	•	•	•
Bi-tone body colour (depending on availability)	£200	£200	£200	•	£200	£200



BOOK A TEST DRIVE



ORDER ONLINE



FIND A DEALER



FOLLOW US

# WHEELS

• Standard equipment

## 17 INCH



**ANKARA**  
ALLOY WHEELS



**MADRID**  
DIAMOND-CUT  
ALLOY WHEELS



**DUBAI**  
ALLOY WHEELS

## 18 INCH



**LISBON**  
DIAMOND-CUT  
ALLOY WHEELS



**SAO PAULO**  
DIAMOND-CUT  
ALLOY WHEELS



**MONZA**  
DIAMOND-CUT BLACK LACQUER  
ALLOY WHEELS



**SHANGHAI**  
DIAMOND-CUT  
ALLOY WHEELS



**BARCELONA**  
DIAMOND-CUT  
GOLD LACQUER ALLOY WHEELS



**KYOTO**  
DIAMOND-CUT  
ALLOY WHEELS

ALLOY WHEELS	Order Code	MONTMARTRE	BASTILLE		RIVOLI		LOUVRE		PERFORMANCE Line		PERFORMANCE Line+	
		PureTech	PureTech BlueHdi	E-TENSE	PureTech	E-TENSE	PureTech	E-TENSE	PureTech BlueHdi	E-TENSE	PureTech	E-TENSE
<b>17 INCH</b>												
17 inch 'ANKARA' alloy wheels	ZHA0	•	•	•								
17 inch 'MADRID' diamond-cut alloy wheels	ZHGT	£100	£100	£100								
17 inch 'DUBAI' alloy wheels	ZHGS								•	•		
<b>18 INCH</b>												
18 inch 'SHANGHAI' diamond-cut alloy wheels	ZHGZ		£450	£450	•							
18 inch 'BARCELONA' diamond-cut alloy wheels	ZHHA		£650	£650	£200	£200						
18 inch 'KYOTO' diamond-cut alloy wheels	ZHMH			£550		•						
18 inch 'MONZA' diamond-cut alloy wheels	ZHGX								£550	£550	•	•
18 inch 'LISBON' diamond-cut alloy wheels	ZHGV		£550	£550	£100	£100						
18 inch 'SAO PAULO' diamond-cut alloy wheels	ZHGW		£600	£600	£150	£150						
18 inch 'LUXOR' diamond-cut alloy wheels	ZHXM						•	•				



BOOK A TEST DRIVE



ORDER ONLINE



FIND A DEALER




FOLLOW US

# DS INTERIORS




BRONZE METEORITE CLOTH INTERIOR



PERFORMANCE LINE INTERIOR  
BASALT BLACK WOVEN CLOTH WITH ALCANTARA®




BRONZE PERUZZI CLOTH INTERIOR  
WITH BLACK BASALT LEATHER-EFFECT FABRIC



BASALT BLACK GRAINED LEATHER INTERIOR



PEBBLE GREY LUXEMBOURG CLOTH AND NAPPA LEATHER INTERIOR



OPERA INTERIOR  
ART BASALT BLACK NAPPA LEATHER WITH WATCHSTRAP DESIGN

DS INTERIORS	INTERIOR ROOF	ORDER CODE	MONTMARTRE	BASTILLE	RIVOLI	LOUVRE	PERFORMANCE Line	PERFORMANCE Line +
Bronze Meteorite cloth Interior	Black	87FX	•					
Performance Line Interior. Basalt Black Woven cloth with Alcantara®	Black	89FV					•	•
Bronze Peruzzi cloth Interior. With Black Basalt leather-effect fabric	Light Grey	88FC	£400	•				
	Black	88FQ	£400	NO COST				
Basalt Black Grained Leather Interior	Light Grey	3UFC		£1,200	•			
	Black	3UFO		£1,200	NO COST			
Pebble Grey Luxembourg cloth and Nappa leather Interior	Light Grey	90FC		£900	£150			
	Light Grey	4HFC		£2,200	£950	•		
Opera Interior. Art Basalt Black Nappa leather with watchstrap design	Black	4HFJ		£2,200	£950	£100		



BOOK A TEST DRIVE



ORDER ONLINE



FIND A DEALER



FOLLOW US

# OPTIONS

Please note: the price of packs may vary depending on trim level, as some equipment may become standard on higher trim levels.

OPTIONS	Order Code	MONTMARTRE	BASTILLE		RIVOLI		LOUVRE		PERFORMANCE Line		PERFORMANCE Line+	
		PureTech	PureTech BlueHDi	E-TENSE	PureTech	E-TENSE	PureTech	E-TENSE	PureTech BlueHDi	E-TENSE	PureTech	E-TENSE
<b>INTERIOR STYLE</b>												
Pebble Grey Steering Wheel <small>Available only with the optional RIVOLI. Must be ordered in addition to RIVOLI</small>	VH12		NO COST	NO COST	NO COST	NO COST						
<b>DS SENSORIAL DRIVE</b> – Offers a more intense driving experience in Sport mode, with firmer steering, augmented sound and a sport overlay for the instrument cluster. <small>Available only on automatic versions</small>	QM02		£250		£250							
Frameless electrochrome interior rear view mirror	RL06		£100						£100			
Aluminium sports pedals	YE02	£200	£200	£200	£200	£200	£200	£200				
Front chrome door entry sill	EE30								£100	£100		
<b>IN-CAR ENTERTAINMENT</b>												
<b>DS Connect Nav</b> – Connected 3D navigation includes 10 inch HD touchscreen, automatic air conditioning	WLN3	£1,000	£700	£700					£700	£700		
FOCAL Electra® HiFi system	UN02		£900		£900		£900		£900		£900	
<b>COMFORT &amp; CONVENIENCE</b>												
<b>Comfort Front Seats Pack</b> – Electric driver's seat with massage function, Heated driver and front passenger seats, only available with OPERA	NA01				£500							
<b>DS PROXIMITY KEYLESS ENTRY &amp; START</b> <small>Includes electrically adjustable, folding and defrosting exterior door mirrors</small>	YD07	£450	£350	£350					£350	£350		
Head-up Display	YB01		£300	£300	£300	£300	£300	£300	£300	£300	£300	£300
<b>DS DELIVERY VALET</b> <small>Your DS 3 CROSSBACK delivered to the address of your choice, including collection of your old vehicle</small>		£195	£195	£195	£195	£195	£195	£195	£195	£195	£195	£195
<b>LIGHTING &amp; VISIBILITY</b>												
DS LED Rear Lights	QL02	£300	£300	£300					£300	£300		
<b>SAFETY &amp; SECURITY</b>												
<b>City Pack</b> – Front & rear parking sensors, Reversing camera	WY24	£700	£450	£450					£450	£450	£250	£250
<b>DS PARK ASSIST</b> – Semi-autonomous parking system, includes front & rear parking sensors, reversing camera <small>Manual versions only</small>	WY45		£900						£900			
<b>ADVANCED SAFETY PACK</b> – Includes Safety Pack, Extended Emergency Braking System*, Extended Lane Keeping Assist**, Blind Spot Detection, Front parking sensors <small>*Day &amp; Night pedestrian and cyclist recognition **Road edge recognition</small>	ZVBG	£500	£400	£400					£400	£400	£400	£400
<b>PREMIUM SAFETY PACK (AUTO)</b> – Includes Advanced Safety Pack, Blind Spot Detection, Extended Traffic Sign Recognition, DS DRIVE ASSIST (Semi-autonomous driving system), High Beam Assist <small>Automatic versions only</small>	ZVFP		£850	£850	£550	£550	£550	£550	£950	£950	£800	£800
<b>PREMIUM SAFETY PACK (MANUAL)</b> – Includes Advanced Safety Pack, Blind Spot Detection, Extended Traffic Sign Recognition, Adaptive Cruise Control <small>Manual versions only</small>	ZVFO		£850						£950			
<b>Advanced Traction Control</b> Offers additional drive modes for optimised performance on rough terrain: Mud, Sand, Snow. Does not include mud/snow tyres. Speak to your DS Retailer for information on purchasing all-terrain tyres	UF02	£150	£150		£150		£150		£150		£150	
<b>E-TENSE</b> Domestic charging cable <small>Compatible with UK 3-pin socket. For occasional use</small>	NG41			£200		£200		£200		£200		£200
<b>SPACE SAVER SPARE WHEEL</b> <small>Available as a Retailer-fitted option. Ask your DS Retailer for a price.</small>		QUOTE	QUOTE						QUOTE			



BOOK A TEST DRIVE



ORDER ONLINE



FIND A DEALER



FOLLOW US



# ONLY YOU

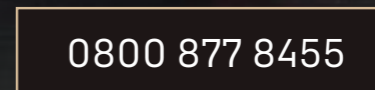
THE DS EXPERIENCE

## MAKE THE CHOICE OF DS EXCELLENCE

Inspired by you and created for you, Only You is an exclusive programme offering services tailored to your personal needs. Enjoy a tailor-made programme for a unique DS experience.



Your Only You services are directly accessible via MyDS App, or by using the dedicated telephone number\*.



Available Monday to Saturday 8am to 6pm.  
A DS representative will answer your questions and deal with your requests.

\*Calls are free from a landline. For mobiles please refer to your service provider for charges.

TEL 0800 877 8455 MyDS APP



BOOK A TEST DRIVE



ORDER ONLINE



FIND A DEALER



FOLLOW US

# TECHNICAL SPECIFICATION


1 The performances are defined in standard condition (25°C, 1000mb).  
 2 The performances measurements are realised on flat, straight road.  
 3 The performances may vary according to the trim level and/or equipment.  
 4 For automatic transmissions, elasticity measurements are realised in DRIVE position.

	PETROL VERSIONS				DIESEL VERSION			
	PureTech 100 Manual		PureTech 130 Automatic		PureTech 155 Automatic		BlueHDi 110 Manual	
<b>ENGINE</b>								
Capacity (cc)	1199		1199		1199		1499	
Cylinders	3		3		3		4	
Max power CEE (hp/kW/rpm)	101 / 74 / 5500		131 / 96 / 5500		155 / 114 / 5500		102 / 75 / 3500	
Max torque CEE (Nm/rpm)	205 / 1750		230 / 1750		240 / 1750		250 / 1750	
Bore & Stroke (mm)	75 x 90.5		75 x 90.5		75 x 90.5		75 x 84.8	
Fuel system	Turbo		Turbo		Turbo		Turbo	
Euro status	6.3		6.3		6.3		6.3	
<b>TRANSMISSION</b>								
Number of gears	6		8		8		6	
Manual gearbox	•		•		•		•	
Automatic gearbox			•		•		•	
<b>(All figures driver alone) PERFORMANCE</b>								
Max speed (mph)	112		124		129		120	
0-62mph (secs)	10.9		9.2		8.2		9.7	
Standing 1000m (secs)	32.9		30.6		29.1		31.3	
<b>FUEL CONSUMPTION (WLTP)</b>								
	Vehicle Low	Vehicle High	Vehicle Low	Vehicle High	Vehicle Low	Vehicle High	Vehicle Low	Vehicle High
Combined mpg (L/km)	49.6 (5.7)	45.3 (6.2)	46.3 (6.1)	42.8 (6.6)	44.8 (6.3)	41.7 (6.8)	62.8 (4.5)	54.4 (5.2)
<b>CO<sub>2</sub> EMISSIONS (WLTP)</b>								
	Vehicle Low	Vehicle High	Vehicle Low	Vehicle High	Vehicle Low	Vehicle High	Vehicle Low	Vehicle High
CO <sub>2</sub> EMISSIONS (g/km)	128	141	138	148	143	153	120	129
<b>WEIGHTS (kg)</b>								
Mass in running order	1245		1280		1280		1280	
Kerb Weight (exc. Driver)	1170		1205		1205		1205	
Mass in service	1276		1310		1316		1310	
Payload	480		495		500		490	
Max laden weight (Gross vehicle weight)	1650		1700		1705		1695	
Gross train weight	2850		2900		2905		2895	
Max plated front axle	930		930		930		930	
Max plated rear axle	920		920		920		920	
<b>TOWING (kg)</b>								
Max towing weight braked/unbraked	1200/620		1200/640		1200/640		1200/640	
Max tow hitch download	48		48		48		48	
<b>BRAKES</b> Front: ventilated discs; Rear: discs								
<b>SUSPENSION</b> Front: MacPherson type front suspension; Rear: Torsion beam								
<b>STEERING</b> Variable power assisted steering								
Turning circle between kerbs (m)	10.7							
<b>FUEL TANK CAPACITY Litres (gallons)</b> 44 (11.6)								
<b>BOOT VOLUMES</b>								
Seats folded down - up to roof (L)	1,050							
Seat up - below parcel shelf (VDA/L)	350							

Figures quoted reflect a range of configurations (including non-UK market vehicles) and are subject to changes resulting from ongoing product development, range evolutions, testing and evaluations.

# DIMENSIONS

		100% ELECTRIC	
		E-TENSE	
<b>ELECTRIC MOTOR AND BATTERY</b>			
Motor	Full Electric		
Battery	50 kWh Lithium-Ion Battery		
Transmission	Single Speed Automatic		
Max power	100kW (136hp)		
Torque (Nm)	260		
0-62mph (seconds)	8.7		
0-30 mph (seconds)	3.3		
0-1000m (seconds)	31.4		
Top Speed (mph)	93		
		VEHICLE LOW	VEHICLE HIGH
Potential Range (WLTP - miles)	232	193	
Electric Energy Consumption (Wh/km)	143.4	170	
Driving modes available	Eco/Normal/Sport		
CO <sub>2</sub> Emissions (g/km)	0		
Charging Time 0 to 100% (7.4kW Accelerated charging via Home Charging Unit)	7 hours 30 minutes		
Charging Time 0 to 80% (100kW RAPID charging)	30 minutes		
<b>TRANSMISSION</b>			
Kerb Weight (exc. Driver)	1523		
Payload	452		
Max laden weight (Gross vehicle weight)	1975		
Gross train weight	1975		
<b>BRAKES</b> Front: ventilated discs; Rear: discs			
<b>STEERING AND SUSPENSION</b> Front: MacPherson type front suspension; Rear: Multi-arm rear suspension			
Steering	Variable power assisted steering		
Front	MacPherson axle with triangulated lower arms, coil springs, telescopic hydraulic shock absorbers and anti-roll bar		
Rear	Trailing arm, with deformable cross member, coil springs, telescopic hydraulic shock absorbers and anti-roll bar		
Turning circle between kerbs (m)	10.7		
<b>CAPACITY AND BOOT VOLUMES</b>			
Number of seats	5		
Seats folded down - up to roof (L)	1050		
Seat up - below parcel shelf (L)	350		



EXTERIOR DIMENSIONS (mm)	
Length	4,118
Width unfolded / folded	1,988 / 1,802
Height (unladen)	1,534
Wheelbase	2,558
Ground clearance	170
Wheel diameter (max)	690

BOOK A TEST DRIVE

ORDER ONLINE

FIND A DEALER

FOLLOW US



# DS CARE FOR CAR AND DRIVER

\*The delivery charge includes all miscellaneous charges, including the supply and fitment of registration plates etc.

£0.00

## COMPREHENSIVE WARRANTY

Every new DS car offers the benefit of a three year<sup>1</sup> warranty package, plus a 12 year anti-perforation<sup>2</sup> warranty and a three year paint warranty. The E-Tense versions come with 8 years' or 100,000 miles battery warranty, whichever comes first, if the charging capacity of the batteries fall below 70%.

<sup>1</sup> Two years' unlimited mileage manufacturer's warranty. No-fee customer option of one year's Retailer provided warranty, only on cars sourced from DS AUTOMOBILES. Note: Retailer provided warranty is limited to 60,000 miles for cars and 100,000 miles for light commercial vehicles (excluding motorhomes and other converted vehicles).

<sup>2</sup> Against all internal to external perforation to bodywork or underbody on condition the car undergoes an inspection by a DS franchised Retailer every two years from its fourth anniversary.

## DS ASSISTANCE

In response to a free telephone call in the UK, DS Assistance brings rapid expert roadside assistance to you in an emergency. It comes free of charge for three years, from date of vehicle registration, and operates 24 hours a day in all parts of the UK and Europe. Services include nationwide recovery for both car and passengers, a home call service, replacement vehicle, hotel accommodation and vehicle storage if required. You can also purchase additional DS Assistance via your local DS dealer at any time. DS Assistance applies to incidents covered by the new vehicle warranty, and non-vehicle faults, such as running out of fuel or mis-fuelling, instances where keys have been locked inside the vehicle or lost/stolen, road traffic accidents and punctures / wheel changes.

The On the Road MRRP featured includes the following:

Tax Band	CO <sub>2</sub> (g/km)	First Year VED			Annual Tax*		First Reg Fee	OTR Delivery Charge*	VAT @ 20% on Delivery	Total OTR Costs		
		Petrol	Diesel	Electric	Petrol / Diesel	Electric				Petrol	Diesel	Electric
A	0	£0.00	£0.00	£0.00	£0.00	£0.00	£55.00	£583.33	£116.67	£755.00	£755.00	£755.00
B	1 to 50	£10.00	£10.00		£165.00	£155.00	£55.00	£583.33	£116.67	£765.00	£765.00	£755.00
C	51 to 75	£25.00	£25.00		£165.00	£155.00	£55.00	£583.33	£116.67	£780.00	£780.00	£755.00
D	76 to 90	£120.00	£120.00		£165.00	£155.00	£55.00	£583.33	£116.67	£875.00	£875.00	£755.00
E	91 to 100	£150.00	£150.00		£165.00	£155.00	£55.00	£583.33	£116.67	£905.00	£905.00	£755.00
F	101 to 110	£170.00	£170.00		£165.00	£155.00	£55.00	£583.33	£116.67	£925.00	£925.00	£755.00
G	111 to 130	£190.00	£190.00		£165.00	£155.00	£55.00	£583.33	£116.67	£945.00	£945.00	£755.00
H	131 to 150	£230.00	£230.00		£165.00	£155.00	£55.00	£583.33	£116.67	£985.00	£985.00	£755.00
I	151 to 170	£585.00	£585.00		£165.00	£155.00	£55.00	£583.33	£116.67	£1,340.00	£1,340.00	£755.00
J	171 to 190	£945.00	£945.00		£165.00	£155.00	£55.00	£583.33	£116.67	£1,700.00	£1,700.00	£755.00
K	191 to 225	£1,420.00	£1,420.00		£165.00	£155.00	£55.00	£583.33	£116.67	£2,175.00	£2,175.00	£755.00
L	226 to 255	£2,015.00	£2,015.00		£165.00	£155.00	£55.00	£583.33	£116.67	£2,770.00	£2,770.00	£755.00
M	Over 255	£2,365.00	£2,365.00		£165.00	£155.00	£55.00	£583.33	£116.67	£3,120.00	£3,120.00	£755.00

### TERMS AND CONDITIONS

Every endeavour has been made to ensure that the information, details and descriptions set out in this literature are correct, at the time of going to print. We reserve the right to modify our vehicles price, specification (including colour), equipment, accessories and characteristics or to discontinue any model, without notice, at any time. To avoid any misunderstandings you are advised to check with your Dealer the specification (including colour), equipment accessories and equipment relating to any vehicle and the exact cost and availability prior to ordering.

\*The delivery charge includes all miscellaneous charges, including the supply and fitment of registration plates etc.

SEPTEMBER 2022 DESIGNED AND PRODUCED BY WEAREACUITY.COM



BOOK A TEST DRIVE



ORDER ONLINE



FIND A DEALER



FOLLOW US