



DS AUTOMOBILES
Spirit of Avant-Garde

DS 7 CROSSBACK
PRICE & SPECIFICATION GUIDE

JULY 2022



BOOK A TEST DRIVE



ORDER ONLINE



FIND A DEALER



FOLLOW US

PERFORMANCE LINE

THE SPIRIT OF GRAND TOURING

Available with:


PureTech petrol
BlueHDi diesel
E-TENSE Plug-in Hybrid



- 1. PERFORMANCE LINE
- 2. 12 inch HD touchscreen
- 3. DS Connect Nav
- 4. 12.3 inch Digital instrument cluster
- 5. Auto Comfort Pack- Automatic air conditioning, Automatic windscreen wipers, Odour filter

- 6. Mirror Screen – Apple CarPlay™ and Android Auto®
- 7. 19 inch 'BEIJING' alloy wheels
- 8. PERFORMANCE Line Badging

- 9. Textured Black DS WINGS
- 10. LED Daytime Running Lights
- 11. DS 3D LED rear lights
- 12. Keyless Start



DS 7 CROSSBACK


3

2

DS 7 CROSSBACK

 BOOK A TEST DRIVE

 ORDER ONLINE

 FIND A DEALER

    FOLLOW US

PERFORMANCE LINE+

THE SPIRIT OF GRAND TOURING PLUS...


Available with:

PureTech petrol
BlueHdi diesel
E-TENSE – Plug-in Hybrid



IN ADDITION TO PERFORMANCE LINE

- 1. DS ACTIVE LED VISION
- 2. Electric Tailgate
- 3. Keyless Entry & Start
- 4. Reversing camera
- 5. Front parking sensors
- 6. Electric Seats Pack – Electric front seats, Electrically adjustable rear seat backrest, Rear central armrest.
- 7. Black roof rails
- 8. B.R.M R180 Timepiece
- 9. Wireless Charging for Smartphone
- 10. Modularity Boot



RIVOLI

HIGH FASHION & ADVANCED TECHNOLOGY

Available with:

PureTech petrol
BlueHDi diesel
E-TENSE – Plug-in Hybrid



- 1. RIVOLI
- 2. DS ACTIVE LED VISION
- 3. Electric Tailgate
- 4. Keyless Entry & Start
- 5. Reversing camera
- 6. Front parking sensors
- 7. Heated Front Seats & Massage function
- 8. Electric Seats pack – Electric front seats. Electrically adjustable rear seats backrest. Rear central armrest
- 9. Chrome roof rails
- 10. B.R.M R180 Timepiece
- 11. Wireless charging for smartphone
- 12. Modularity Boot



BOOK A TEST DRIVE



ORDER ONLINE



FIND A DEALER



FOLLOW US

OPERA

THE AVANT-GARDE



Available with:

PureTech petrol
E-TENSE - Plug-in Hybrid



IN ADDITION TO RIVOLI

- 1. **OPERA**
Nappa leather seats with watchstrap design. Nappa leather dashboard and door panels with pearl stitching. Leather grab handles. Available in Black Basalt or Alezan Brown.
- 2. **20 inch 'TOKYO' alloy wheels**
- 3. **DS CONNECTED PILOT** - Semi-autonomous driving, Adaptive Cruise Control with Stop & Go Lane Positioning Assist
- 4. **Crystal controls**



BOOK A TEST DRIVE



ORDER ONLINE



FIND A DEALER



FOLLOW US

LE LOUVRE LIMITED EDITION

IN ADDITION TO OPERA

Available with: PureTech petrol, E-TENSE Plug-in Hybrid



IN ADDITION TO OPERA

1. Gloss black DS WINGS
2. 20 inch 'ALEXANDRIA' alloy wheels
3. Louvre Exterior Detailing – Louvre badging
Exterior mirrors with laser-engraved Louvre design, Gloss Black window surrounds
4. Louvre Interior Detailing – Louvre embossing
on front storage, Louvre badging on
dashboard, Louvre air vent control
5. 'A Day At The Louvre' – Showcasing the
finest works of art from the Louvre in Paris
on the 12 inch HD central touchscreen.
A new artwork each day, 182 in total,
including an audio commentary from
the Louvre's experts.



BOOK A TEST DRIVE



ORDER ONLINE



FIND A DEALER



FOLLOW US

PRICES

Engine	LCDV Code	CO ₂ g/km WLTP	First Year VED*	Basic M.R.R.P.	V.A.T.	Total M.R.R.P.	'On The Road' M.R.R.P.*	P11D Value	Ins. Group	B.I.K. Tax Rate	BIK per month £	
											20%	40%
PERFORMANCE LINE												
PureTech 180 Automatic	1SX8SUKNS1TOA022	157	£585	£30,054.17	£6,010.83	£36,065.00	£37,405.00	£36,765.00	25E	36%	£2212	£441
BlueHdi 130 Automatic	1SX8SUKMK1TOA022	139	£230	£29,404.17	£5,880.83	£35,285.00	£36,270.00	£35,985.00	22E	35%	£210	£420
E-TENSE 225	1SX8SUKNKATOA022	35	£0	£35,612.50	£7,122.50	£42,735.00	£43,490.00	£43,435.00	31E	12%	£87	£174
PERFORMANCE LINE +												
PureTech 180 Automatic	1SX8SURNS1TOA022	159	£585	£32,637.50	£6,527.50	£39,165.00	£40,505.00	£39,865.00	27E	36%	£239	£478
BlueHdi 130 Automatic	1SX8SURMK1TOA022	140	£230	£31,987.50	£6,397.50	£38,385.00	£39,370.00	£39,085.00	23E	36%	£235	£469
E-TENSE 225	1SX8SURNKATOA022	36	£0	£38,195.83	£7,639.17	£45,835.00	£46,590.00	£46,535.00	31E	12%	£93	£186
E-TENSE 4x4 300	1SX8SURNK2TOA022	35	£0	£42,362.50	£8,472.50	£50,835.00	£51,590.00	£51,535.00	39E	12%	£103	£206
RIVOLI												
PureTech 180 Automatic	1SX8SUTNS1TOA022	159	£585	£34,262.50	£6,852.50	£41,115.00	£42,455.00	£41,815.00	25E	36%	£251	£502
BlueHdi 130 Automatic	1SX8SUTMK1TOA022	141	£230	£32,779.17	£6,555.83	£39,335.00	£40,320.00	£40,035.00	23E	36%	£240	£480
E-TENSE 225	1SX8SUTNKATOA022	36	£0	£38,987.50	£7,797.50	£46,785.00	£47,540.00	£47,485.00	32E	12%	£95	£190
E-TENSE 4x4 300	1SX8SUTNK2TOA022	35	£0	£43,154.17	£8,630.83	£51,785.00	£52,540.00	£52,485.00	37E	12%	£105	£210
OPERA												
PureTech 180 Automatic	1SX8SUTNS1TOUP22	164	£585	£38,845.83	£7,369.17	£44,215.00	£45,555.00	£44,915.00	TBC	37%	£277	£554
E-TENSE 225	1SX8SUTNKATOUP22	36	£0	£41,570.83	£8,314.17	£49,885.00	£50,640.00	£50,585.00	33E	12%	£101	£202
E-TENSE 4x4 300	1SX8SUTNK2TOUP22	35	£0	£45,737.50	£9,147.50	£54,885.00	£55,640.00	£55,585.00	39E	12%	£111	£222
LOUVRE												
E-TENSE 225	1SX8SUTNKATOL022	36	£0	£42,820.83	£8,564.17	£51,385.00	£52,140.00	£52,085.00	TBC	12%	£104	£208

*Stock only



DS DELIVERY VALET

YOUR TIME IS OUR PRIORITY

DS DELIVERY VALET allows you to benefit from the delivery of your new or used DS to the address of your choice and collection of your old vehicle.

PRICE: £195 inc. VAT

From January 2019 all models are Type Approved according to Worldwide Harmonised Light-Duty Vehicles Test Procedure (WLTP). WLTP is the new official test regime and replaces the New European Driving Cycle (NEDC). The CO₂ data has been converted from WLTP back to NEDC-equivalent values in accordance with current vehicle tax and Company Car Tax (CCT) legislation. Two values for CO₂ are shown per version, these are the 'Vehicle High'⁽¹⁾ value and the 'Vehicle Low'⁽²⁾ value. For transparency and clarity, the 'Vehicle High' value has been used to calculate the first year taxation in the prices shown above. The actual CO₂ value of a version may vary according to optional equipment fitted but, other than in exceptional circumstances, will be between 'Vehicle High' and 'Vehicle Low'.

For full information, including WLTP fuel consumption data, please see technical specification pages, or refer to your nearest DS retailer.

(1) Vehicle High = High specifications vehicle fitted with maximum available options.

(2) Vehicle Low = Standard specifications vehicle fitted with minimal options.

Please note: an additional annual tax rate applies in years 2 to 6 for vehicles with a list price (which includes basic price, VAT, delivery cost and additional options) in excess of £40,000.

BOOK A TEST DRIVE

ORDER ONLINE

FIND A DEALER

FOLLOW US



FOLLOW US

DS 7 CROSSBACK

12

DS 7 CROSSBACK

13

DS ACTIVE LED VISION

The headlights on DS 7 CROSSBACK feature full LED technology. Each one comprises three rotating modules with an animated "Magic 3D" function and a main LED projector. They also include the Adaptive Front System (AFS), a function designed to adapt the lighting to the road. This modern technology contributes to both comfort and safety through its variable power, clear visibility and immediate activation with clear, automatic signals.

At night, the Adaptive Front System function manages different lighting modes for each driving situation. For each one, the angle and intensity of the main headlights and modules vary in order to increase or reduce the range of the beam. The modules swivel and dip to widen or direct the beam to light up the roadside to a greater or lesser extent. This function is active only if the lighting is in automatic mode and can be deactivated via the central touchscreen.



TOWN BEAM

The projector beams are of medium intensity with the modules turned outwards. This makes the beam wider, enabling the driver to see potential hazards (such as pedestrians, junctions, etc.) on the roadside more easily. The beam range is 280m. This lighting mode is activated after three seconds at a speed below 30mph.

COUNTRY BEAM

The beam is straighter with intensity increased for the projectors and reduced for the modules. In this way, the field of vision is directed towards the front (better suited to country roads), while being sufficiently wide to see any potential sources of danger on the roadside. The beam range is 330m. This lighting mode is activated after two seconds at a vehicle speed of over 30mph.

MOTORWAY BEAM

The projectors and modules create a cone of light with a raised beam, suitable for fast roads. Although similar to Country Beam, the modules create a more intense beam. The projectors and modules are raised slightly in order to increase range. The beam range is 370m. This lighting mode is activated after five seconds at a vehicle speed of 70mph.

HIGH BEAM

This lighting mode can be activated at any time by the Automatic High Beam function, independently of the Adaptive Front System functions. It adapts automatically to the vehicle speed and angle of the steering wheel.

The power and range of the beam are set to maximum in order to effectively light up the length and breadth of the road. The modules are raised and positioned centrally, in line with the vehicle. At the same time, their range is increased. The beam range is 520m.

ADVERSE WEATHER

This lighting mode is activated automatically at any time, when the wipers are activated. The beam is wider. The power of the modules is increased to enable the driver to see the white lines on the road more easily.

The intensity of the main beam is reduced in order to improve the driver's vision, taking into account possible reflections from the wet road. The beam range is 330m.

WELCOME LIGHTING

LOCKING/UNLOCKING

When the driver unlocks the vehicle using the plip or keyless access function, the vehicle initiates a "Welcome" sequence. The headlights and modules give off a purple light, as if the car were waking up.

FOLLOW ME HOME

The automatic 'Follow me Home' lighting function leaves the headlights illuminated for a short time after the vehicle is locked, in order to light a path for passengers at night.

LOCATION

This lighting function allows you to activate the headlights and indicators to help you find your car, for instance in a crowded car park.

MARKER LIGHTS

When stopping at the road side, this lighting function makes sure other road users can see you clearly. The LED Daytime Running Lights and 3D rear lights are activated on the road side.

SCROLLING INDICATORS

These distinctive, high-tech features underline the expressive looks of DS 7 CROSSBACK's light signature. They comprise a line of LEDs scrolling in segments towards the outside, in the direction of travel. They also include a one-touch activation function.



BOOK A TEST DRIVE



ORDER ONLINE



FIND A DEALER



FOLLOW US

NEW GENERATION OF DRIVING AIDS

DS NIGHT VISION*

Using the infrared camera in the radiator grille, DS NIGHT VISION* improves visibility during the night.

This new technology is able to identify pedestrians and animals over 50cm tall up to a distance of 100m. Added to this, increased light intensity improves overall visibility up to 300m in front.

The digital instrument panel clearly displays the situation in front of the vehicle (in greyscale) for the driver. Hazards are highlighted in yellow, changing to red as they get closer.

This technology identifies pedestrians and animals on the road during the night.

All sources of danger which are in movement are over lined in red on the instrument cluster in order to warn and alert the driver about their presence.

DS 7 CROSSBACK is the first vehicle in the C-SUV segment to make this technology available.



EXTENDED TRAFFIC SIGN RECOGNITION**

This system recognises speed signs along with a number of other traffic signs and displays them on the instrument panel for the driver. This function contributes to enforcing the highway code as well as increasing safety. The signs recognised include Stop, One Way, No overtaking, End of no overtaking.

This system recognises speed signs along with a number of other traffic signs and displays them on the instrument panel.



* Part of the DS NIGHT VISION Pack.
** Part of the Advanced Safety Pack.

DS ACTIVE SCAN SUSPENSION

DS ACTIVE SCAN SUSPENSION* analyses the road ahead and adjusts automatically, making DS 7 CROSSBACK able to handle imperfections in the road's surface with ease.


This innovative technology employs a camera placed behind the windscreen connected electronically to the front and rear axles. This works with four height sensors and three accelerometers to gauge DS 7 CROSSBACK's reactions such as speed, steering wheel angle and braking.

Data is transmitted in real time to an electronic control unit, which governs each wheel independently.

Based on this data, the control unit is continually making the suspension firmer or softer.

DS ACTIVE SCAN SUSPENSION uses swift reactions and finesse to improve comfort on the move and create a unique, smooth driving experience.

DS ACTIVE SCAN SUSPENSION is a world première: a DS innovation, available exclusively on DS 7 CROSSBACK



This function is available between 8mph and 70mph and has three different modes:

- Sports
- Normal (this is the default mode)
- Comfort Camera

The DS ACTIVE SCAN SUSPENSION is linked to the DS SENSORIAL DRIVE option.

* Availability depending on versions. Please refer to the specifications pages for more details

DS CONNECTED PILOT

DS CONNECTED PILOT is a step closer to autonomous driving, but still allows you to retake full control of the car at any point. The innovative system regulates the speed and distance in relation to the vehicle in front, while the Stop & Go function allows DS 7 CROSSBACK to come to a complete stop, and set off again.

Lane Keeping Assist works in conjunction to position DS 7 CROSSBACK precisely in its lane by controlling the steering. This system is particularly well suited to motorways, provided that the white lines are clearly visible. While the driver must still remain focused on the road ahead, it makes for driving that's safer and less stressful.

The driver enters a reference speed in the Adaptive Cruise Control Stop & Go (from 20 mph), and activates the Lane Keeping Assist using a button on the right of the dashboard.

To remain active, the system requires the driver to keep his/hers hands on the steering wheel, even without the need to steer.

The driver can take back control at any time by applying torque to the steering wheel (to cancel Lane Keeping Assist), pressing the button to deactivate the function or braking (cancels Active Cruise Control Stop & Go).

This system combines the new Adaptive Cruise Control Stop & Go and the Lane Keeping Assist (Part of the Premium Safety Pack) to manage driving in semi-autonomous mode, in specific conditions. The vehicle manages steering and speed.

DS 7 CROSSBACK is the first vehicle in the C-SUV segment to make this technology available.




E-TENSE 225



157-176
MPG

weighted combined fuel consumption (WLTP).

- Front wheel drive
- 225 hp combined
- Front electric motor
- 180 hp petrol engine
- BIK: from 11%



UP TO
33-34
MILES*

(WLTP) in full electric.

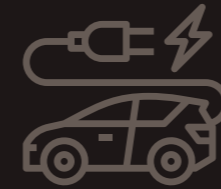
E-TENSE 4x4 300



166-188
MPG

weighted combined fuel consumption (WLTP).

- 4 wheel drive
- 300 hp combined
- Front and rear electric motors
- 180 hp petrol engine
- BIK: from 11%



UP TO
34-36
MILES*

(WLTP) in full electric.

* The electric range you achieve in real life conditions will depend upon a number of factors including the starting charge of the battery, accessories fitted (post-registration), variations in weather, driving styles and vehicle load. Only compare fuel consumption and CO₂ figures with other cars tested to the same technical standard.

REGENERATIVE BRAKING

(B)

For Braking Mode can be selected on the gear selector, meaning your vehicle will use a higher level of regenerative braking and slow-up faster when your foot is off the accelerator. Regenerative braking slows the vehicle while harnessing the kinetic energy back into the battery, thus helping to maximise range. Around town, the range can be increased up to 20% with regenerative braking.



WHAT AFFECTS THE RANGE?

Driving style, driving speed, use of heating & air conditioning, acceleration or load are several factors that will affect the range of your car. Limiting the impact of the above factors will maximise range.

The predicted range gauge on our vehicles utilises recent driving history, as well as remaining battery charge and current driving conditions to estimate the range available.



BOOK A TEST DRIVE



ORDER ONLINE



FIND A DEALER



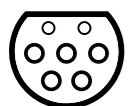
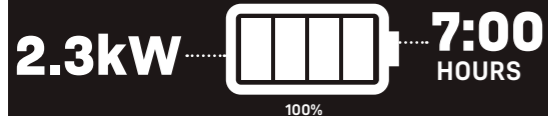
FOLLOW US

CHARGING



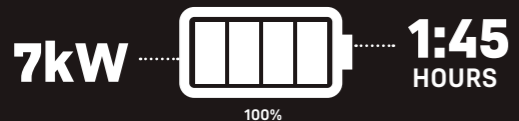
DOMESTIC CHARGING

DS 7 CROSSBACK E-TENSE comes with a domestic charging cable as standard, allowing you to charge from a standard UK 3-pin socket.

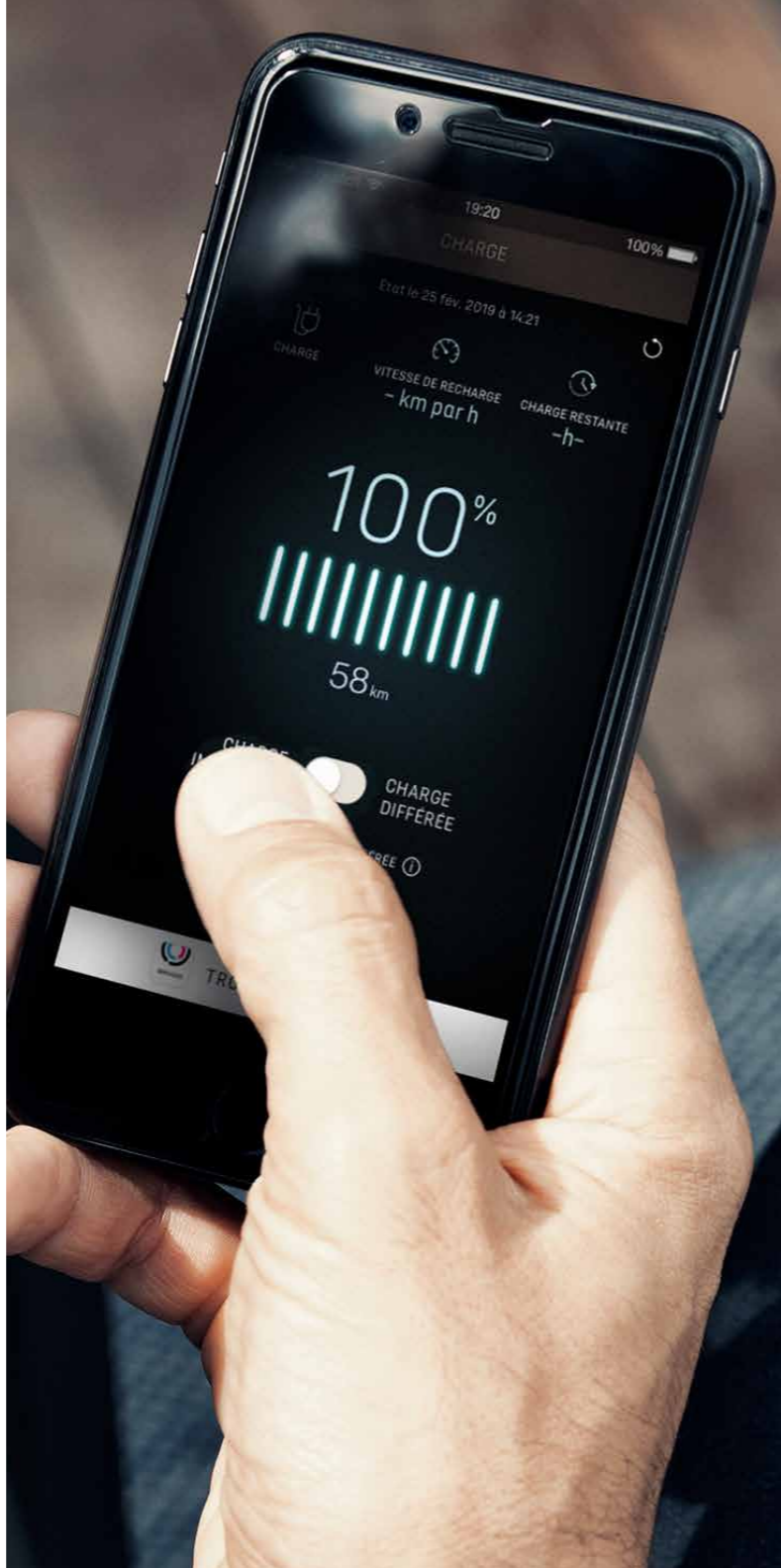


ACCELERATED CHARGING

Install a home charging unit to access Accelerated charging at home. Accelerated charging cable: £200.



To take advantage of Accelerated charging, order the optional Accelerated charging cable, and install a home charging unit at your home. Our approved charging partner Pod Point can assist with installation. They are fully approved under the government's Homecharge scheme, so if you have off-street parking, you could be eligible for a grant towards the cost of your charger. Speak to your DS Retailer about installing a home charging unit.



20,000+
charging points in
the UK, and growing



BOOK A TEST DRIVE



ORDER ONLINE



FIND A DEALER



FOLLOW US

MyDS APP

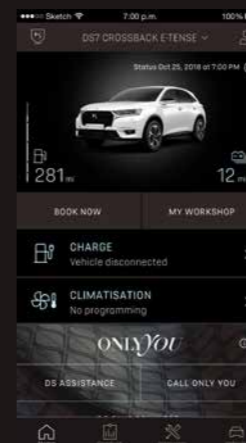
E-TENSE EXCLUSIVE FEATURES.

CONTROL YOUR ELECTRIC CAR FROM YOUR SMARTPHONE WITH THE MyDS APP.



RANGE INFORMATION

With the MyDS smartphone app, you can see your car's current state of charge and approximate remaining range. When your car is plugged in, the speed and expected remaining charging time are also shown.



REMOTE CHARGING

With control of remote charging you can use the MyDS app to commence charging or initiate a programmed charge. A programmed charge enables you to use the most beneficial energy rates to replenish your battery.



REMOTE AIR CONDITIONING

This feature allows you to programme the heating or air conditioning of your car while it's still charging. Your car will be set to your preferred temperature when you get in, without diminishing the range available.



BOOK A TEST DRIVE



ORDER ONLINE



FIND A DEALER



FOLLOW US

EQUIPMENT SPECIFICATION

Option availability varies according to version/engine/trim level. Some options are only available as part of a pack. Please refer to the options section for further information.

● Standard equipment ○ Optional equipment

	PERFORMANCE LINE		PERFORMANCE LINE +		RIVOLI		OPERA		LOUVRE
	PureTech BlueHdi	E-TENSE	PureTech BlueHdi	E-TENSE	PureTech BlueHdi	E-TENSE	PureTech BlueHdi	E-TENSE	PureTech
UPHOLSTERY									
RIVOLI					●	●			
Black Basalt grained leather					○	○			
RIVOLI									
Pearl Grey grained leather					○	○	●	●	●
OPERA									
Art Black Basalt Nappa leather with watchstrap design					○	○	○	○	
OPERA									
Bi-tone Alezan Brown and Basalt Black Nappa leather with watchstrap design									
PERFORMANCE Line	●	●	●	●					
Black Basalt Alcantara® and leatherette									
WHEELS									
19 inch 'BEIJING' diamond-cut alloy wheels	●	●	●	●					
Petrol and Diesel versions only									
19 inch 'ROMA' diamond-cut alloy wheels					●	●			
Petrol and Diesel versions only									
20 inch 'TOKYO' diamond-cut alloy wheels			○*	○*	○*	○*	●	●	
Not available with BlueHdi 130 and PureTech 130 engines									
20 inch 'ALEXANDRIA' diamond-cut alloy wheels									●
Black centre caps					●	●			●
Polar white centre caps						●		●	
E-TENSE Only									
Carmine centre caps	●	●	●	●					
EXTERIOR STYLE									
Gloss Black exterior door mirrors	●	●	●	●	●	●	●	●	●
Body coloured door handles	●	●	●	●	●	●	●	●	●
Body coloured door handles with chrome			●	●	●	●	●	●	●
Chrome window surrounds	●	●	●	●	●	●	●	●	●
Matt Black front grille	●	●	●	●	●	●	●	●	●
Gloss Black front grille	●	●	●	●	●	●	●	●	●
Chrome DS WINGS	●	●	●	●	●	●	●	●	●
Textured Black DS WINGS	●	●	●	●					●
Gloss Black DS WINGS					●	●	●	●	
DS badge on bonnet with chrome inserts					●	●	●	●	
DS PERFORMANCE Line badge on bonnet	●	●	●	●					
E-TENSE badge on bonnet		●		●		●		●	
Louvre Badge on bonnet									●
DS Monogram on rear tailgate	●	●	●	●	●	●	●	●	●
DS PERFORMANCE Line Monogram on rear tailgate	●	●	●	●					
E-TENSE Monogram on rear tailgate		●		●		●		●	
Black roof rails	○	○	●	●					

	PERFORMANCE LINE		PERFORMANCE LINE +		RIVOLI		OPERA		LOUVRE
	PureTech BlueHdi	E-TENSE	PureTech BlueHdi	E-TENSE	PureTech BlueHdi	E-TENSE	PureTech BlueHdi	E-TENSE	PureTech
EXTERIOR STYLE (CONTINUED)									
Chrome roof rails					●	●	●	●	
Gloss Black roof rails									●
Front and rear door entry sill with DS design					●	●	●	●	●
Front door entry sill with DS PERFORMANCE Line design	●	●	●	●					
DS Performance Line badge on front doors	●	●	●	●					
Louvre Exterior Detailing – Louvre badging, Exterior mirrors with laser-engraved Louvre design, Gloss Black window surrounds									●
INTERIOR STYLE									
Premium leather steering wheel					●	●	●	●	●
Perforated leather steering wheel with contrast stitching	●	●	●	●					
Aluminium sport pedals	●	●	●	●	●	●	●	●	●
Front and rear carpet mats					●	●	●	●	●
PERFORMANCE Line badged front and rear carpet mats	●	●	●	●					
B.R.M R180 Timepiece					●	●	●	●	●
Chrome controls	●	●	●	●	●	●			
Crystal controls							●	●	●
Louvre Interior Detailing– Louvre embossing on front storage, Louvre badging on dashboard, Louvre air vent control									●
IN CAR ENTERTAINMENT									
12.3 inch digital instrument cluster	●	●	●	●	●	●	●	●	●
12 inch HD touchscreen	●	●	●	●	●	●	●	●	●
DS Connect Nav	●	●	●	●	●	●	●	●	●
Connected 3D navigation									
Bluetooth® handsfree and media streaming with USB socket	●	●	●	●	●	●	●	●	●
8 speakers	●	●	●	●	●	●	●	●	●
Mirror Screen – with Apple CarPlay™ and Android Auto®	●	●	●	●	●	●	●	●	●
Two rear USB sockets	●	●	●	●	●	●	●	●	●
DAB digital radio	●	●	●	●	●	●	●	●	●
Voice recognition	●	●	●	●	●	●	●	●	●
DS Connect Box – emergency & assistance system			●	●	●	●	●	●	●
Wireless charging for Smartphone			●	●	●	●	●	●	●
'A Day At The Louvre'									
Showcasing the finest works of art from the Louvre in Paris on the 12 inch HD central touchscreen. A new artwork each day, 182 in total, including an audio commentary from the Louvre's experts									●
COMFORT & CONVENIENCE									
DS ACTIVE SCAN SUSPENSION									
Standard on all E-TENSE versions.									
Rivoli & Opera: Standard on PureTech 180 and PureTech 225 versions			○	●	●	●	●*	●	●
Keyless start	●	●							
Keyless entry and start	○	○	●	●	●	●	●	●	●
Electric tailgate	○	○	●	●	●	●	●	●	●
Stop & Start function	●	●	●	●	●	●	●	●	●
Remote control central locking with deadlocks	●	●	●	●	●	●	●	●	●
Automatic doors and boot locking while driving	●	●	●	●	●	●	●	●	●

DS 7 CROSSBACK

25

24

DS 7 CROSSBACK



BOOK A TEST DRIVE



ORDER ONLINE



FIND A DEALER



FOLLOW US

	PERFORMANCE LINE		PERFORMANCE LINE +		RIVOLI		OPERA		LOUVRE
	PureTech BlueHDi	E-TENSE	PureTech BlueHDi	E-TENSE	PureTech BlueHDi	E-TENSE	PureTech BlueHDi	E-TENSE	PureTech
COMFORT & CONVENIENCE (CONTINUED)									
Perimetric and volumetric alarm <small>Includes child safety lock</small>	•	•	•	•	•	•	•	•	•
Defrosting door mirrors	•	•	•	•	•	•	•	•	•
Electrically folding door mirrors	•	•	•	•	•	•	•	•	•
Door mirrors with DS LED Spotlight	•	•	•	•	•	•	•	•	•
Frameless electrochrome interior rear view mirror	•	•	•	•	•	•	•	•	•
Door mirrors including reverse gear angle memorisation	•	•	•	•	•	•	•	•	•
Auto Comfort Pack – Automatic air conditioning, Automatic windscreen wipers, Odour filter	•	•	•	•	•	•	•	•	•
Automatic bi-zone air conditioning	•	•	•	•	•	•	•	•	•
Leather grab handles	•	•	•	•	•	•	•	•	•
Cloth sunvisors with LED courtesy mirror and ticket holder	•	•	•	•	•	•	•	•	•
Flocked glasses storage on driver side	•	•	•	•	•	•	•	•	•
Electric parking brake	•	•	•	•	•	•	•	•	•
Modularity Boot – Two position floor, Lateral storage, Chrome entry sill, 12V socket	•	•	•	•	•	•	•	•	•
SEATING									
Comfort Seats Pack – Height adjustable front passenger seat, Driver lumbar adjustment, Rear armrest, Rear ski flap	•	•	•	•	•	•	•	•	•
Electric Seats Pack – Electric front seats. Electrically adjustable rear seat backrest, Rear central armrest	•	•	•	•	•	•	•	•	•
Heated front seats	○	○	•	•	•	•	•	•	•
Massage function for front seats	•	•	•	•	•	•	•	•	•
Ventilated front seats	•	•	•	•	○	○	•	•	•
Electric lumbar adjustment	•	•	•	•	•	•	•	•	•
Front seats with rear pocket	•	•	•	•	•	•	•	•	•
40/60 split rear seats backrest	•	•	•	•	•	•	•	•	•
LIGHTING & VISIBILITY									
DS ACTIVE LED VISION	○	○	•	•	•	•	•	•	•
DS 3D LED rear lights	•	•	•	•	•	•	•	•	•
LED Daytime Running Lights	•	•	•	•	•	•	•	•	•
Automatic headlights	•	•	•	•	•	•	•	•	•
High beam assist	•	•	•	•	•	•	•	•	•
LED front fog lights with cornering light function	•	•	•	•	•	•	•	•	•
Automatic lighting at car unlocking	•	•	•	•	•	•	•	•	•
'Follow me Home' lighting	•	•	•	•	•	•	•	•	•
Acoustic and tinted windscreen	•	•	•	•	•	•	•	•	•
Heated windscreen	•	•	•	•	•	•	•	•	•
Dark tinted rear windows	•	•	•	•	○	•	•	•	•
Laminated front and rear side windows	○	•	○	•	•	•	•	•	•
LED standard interior lighting	•	•	•	•	•	•	•	•	•
LED ambient interior lighting	•	•	•	•	•	•	•	•	•
PolyAmbient interior lighting with gloss black interior door handles	○	○	○	○	○	○	○	○	•
<small>Interior LED lighting, including 9 colours. Also includes gloss black interior door handles</small>									

	PERFORMANCE LINE		PERFORMANCE LINE +		RIVOLI		OPERA		LOUVRE
	PureTech BlueHDi	E-TENSE	PureTech BlueHDi	E-TENSE	PureTech BlueHDi	E-TENSE	PureTech BlueHDi	E-TENSE	PureTech
SAFETY AND SECURITY									
Rear parking sensors	•	•	•	•	•	•	•	•	•
Front parking sensors	○	○	•	•	•	•	•	•	•
Reversing camera	○	○	•	•	•	•	•	•	•
Cruise control with speed limiter	•	•	•	•	•	•	•	•	•
Driver, front passenger, front lateral and curtain airbags	•	•	•	•	•	•	•	•	•
Rear curtain airbags	•	•	•	•	•	•	•	•	•
Height adjustable front seatbelts with pretensioners and front and rear load limiter	•	•	•	•	•	•	•	•	•
Two rear ISOFIX mounting points	•	•	•	•	•	•	•	•	•
Speed Limit Recognition Warning	•	•	•	•	•	•	•	•	•
Driver Attention Warning Instrument panel warning to take a break after two hours driving	•	•	•	•	•	•	•	•	•
Emergency braking system	•	•	•	•	•	•	•	•	•
Lane Keeping Assist	•	•	•	•	•	•	•	•	•
Advanced Safety Pack – Blind Spot Detection, Extended Traffic Sign Recognition, Driver Attention Alert	○	○	○	○	•	•	•	•	•
DS Connected Pilot – Semi-autonomous driving, Adaptive Cruise Control with Stop & Go, Lane Positioning Assist	○	○	○	○	○	○	•	•	•
DRIVING									
ESP <small>Electronic Stability Program</small>	•	•	•	•	•	•	•	•	•
Hill Start Assist	•	•	•	•	•	•	•	•	•
Tyre Pressure Monitoring System	•	•	•	•	•	•	•	•	•
Electric power steering	•	•	•	•	•	•	•	•	•
Electric parking brake	•	•	•	•	•	•	•	•	•
Height & depth adjustable steering wheel	•	•	•	•	•	•	•	•	•
Stop & Start function	•	•	•	•	•	•	•	•	•
STORAGE									
Front double cup holder	•	•	•	•	•	•	•	•	•
Rear double cup holder	•	•	•	•	•	•	•	•	•
Open storage on driver side	•	•	•	•	•	•	•	•	•
Front closed storage	•	•	•	•	•	•	•	•	•
Front central armrest with storage	•	•	•	•	•	•	•	•	•
Rear central armrest with storage	•	•	•	•	•	•	•	•	•
Front and rear door storage	•	•	•	•	•	•	•	•	•
CONNECTED SERVICES									
TomTom SpeedCam / Danger Zones - 3 years subscription. Activation through the DS Connected Services Store required	•	•	•	•	•	•	•	•	•
<small>*Available with DS Connect Nav, Fixed Speed Cameras, Average Speed Cameras, Traffic Light Cameras, Traffic Light Speed Cameras, Mobile Speed Cameras (requires other TomTom user interaction), Accident Blackspots, Danger Zones Visit: services-store.dsautomobiles.co.uk</small>									



BOOK A TEST DRIVE



ORDER ONLINE



FIND A DEALER



FOLLOW US

EXTERIOR COLOURS

(F) Flat (M) Metallic (P) Pearlescent

BODY COLOURS



POLAR WHITE (F)



CUMULUS GREY (M)



PLATINUM GREY (M)



PERLA NERA BLACK (M)



PEARL WHITE (P)



ANDRADITE BROWN (P)



INK BLUE (P)

E-TENSE EXCLUSIVE



PEARL CRYSTAL

EXTERIOR COLOURS

• Standard equipment

BODY COLOUR	ORDER CODE	PERFORMANCE Line	PERFORMANCE Line +	RIVOLI	OPERA	LOUVRE
FLAT PAINT						
Polar White (F)	POWP	•	•	•	•	
METALLIC PAINT						
Cumulus Grey (M)	M0F4	£595	£595	£595	£595	
Platinum Grey (M)	M0VL	£595	£595	£595	£595	•
Perla Nera Black (M)	M09V	£595	£595	£595	£595	•
PEARLESCENT PAINT						
Pearl White (P)	M6N9			£795	£795	
Ink Blue (P)	M0KU			£795	£795	£200
Andradite Brown (P)	M0PB			£795	£795	
E-TENSE EXCLUSIVE PAINT						
Pearl Crystal	M0PH	£695	£695	£695	£695	£100



BOOK A TEST DRIVE



ORDER ONLINE



FIND A DEALER



FOLLOW US

WHEELS

For availability information, please refer to the options page.

18 INCH



VIENNA
ALLOY WHEELS

19 INCH



BEIJING
DIAMOND-CUT
ALLOY WHEELS



ROMA
DIAMOND-CUT
ALLOY WHEELS

20 INCH



TOKYO
DIAMOND-CUT
ALLOY WHEELS



ALEXANDRIA
DIAMOND-CUT
ALLOY WHEELS

ALLOY WHEELS	ORDER CODE	PERFORMANCE Line		PERFORMANCE Line+		RIVOLI		OPERA		LOUVRE
		PureTech BlueHdi	E-TENSE	PureTech BlueHdi	E-TENSE	PureTech BlueHdi	E-TENSE	PureTech BlueHdi	E-TENSE	PureTech
18 INCH										
18 inch 'VIENNA' alloy wheels Including Advanced Traction Control	ZHVY	£300		£300		£300				
19 INCH										
19 inch 'BEIJING' diamond-cut alloy wheels	ZHFL	•	•	•	•					
19 inch 'ROMA' diamond-cut alloy wheels	ZHFH					•	•			
20 INCH										
20 inch 'TOKYO' diamond-cut alloy wheels*	ZHFK			£500	£500	£500	£500	•	•	
20 inch 'ALEXANDRIA' diamond-cut alloy wheels	ZHNN									•

• Standard equipment *Not available with BlueHdi 130 and PureTech 130 engines

INTERIORS

• Standard equipment



PERFORMANCE Line
BLACK BASALT



PERFORMANCE Line LEATHER
BLACK BASALT



RIVOLI
BLACK BASALT



RIVOLI
PEARL GREY



OPERA
BLACK BASALT



OPERA
ALEZAN BROWN

	UPHOLSTERY	ORDER CODE	PERFORMANCE Line	PERFORMANCE Line+	RIVOLI	OPERA	LOUVRE
PERFORMANCE Line LEATHER	Black Basalt grained leather seats, Alcantara® décor, Electric front seats, heated front seats, massage function for front seats. Electrically adjustable rear seats with central armrest B.R.M R180 Timepiece	57FV	£2,750	£2,750			
RIVOLI	Pearl Grey grained leather	57FW			£200		
OPERA	OPERA - Bi-tone Alezan Brown and Basalt Black Nappa leather with watchstrap design	4HFI			£2,750	NO COST	



BOOK A TEST DRIVE



ORDER ONLINE



FIND A DEALER



FOLLOW US

OPTIONS

OPTIONS	Order Code	PERFORMANCE LINE		PERFORMANCE LINE +		RIVOLI		OPERA		LOUVRE
		PureTech BlueHDi	E-TENSE	PureTech BlueHDi	E-TENSE	PureTech BlueHDi	E-TENSE	PureTech BlueHDi	E-TENSE	
ALLOY WHEELS										
18 inch 'VIENNA' alloy wheels Including Advanced Traction Control	ZHVV	£300		£300		£300				
20 inch 'TOKYO' diamond-cut alloy wheels Not available with BlueHDi 130 and PureTech 130 engines	ZHFK			£500	£500	£500	£500			
IN-CAR ENTERTAINMENT										
FOCAL Electra® HiFi system 515-watt amplifier, 14 speakers, 8 inch subwoofer	UN02	£990	£990	£990	£990	£990	£990	£990	£990	£990
DRIVING										
Towbar	AQ08	£600	£600	£600	£600	£600	£600			
Advanced Traction Control Offers additional drive modes for optimised performance on rough terrain: Mud, Sand and Snow. Does not include mud/snow tyres. Speak to your DS Retailer for information on purchasing all-terrain tyres.	UF02	£150		£150		£150		£150		£150
DS Sensorial Drive- Cashmere or Titanium modes Purple and Carmine colours animate the touchscreen.	QM02	£150		£150		£150		£150		£150
SAFETY & SECURITY										
Front Parking Sensors	WY33	£150	£150							
Reversing camera with front parking sensors	WY35	£450	£450							
DS PARK PILOT – autonomous parking system, includes reversing camera, 360 vision and front parking sensors	WY36	£900	£900	£600	£600	£600	£600	£600	£600	£600
DS Night Vision Pack – DS Night Vision, Reversing camera, 360 Vision	N101	£1,400	£1,400	£1,400	£1,400	£1,400	£1,400	£1,400	£1,400	£1,400
Advanced Safety Pack – Blind Spot Detection, Lane Keeping Assist, Extended Traffic Sign Recognition, Driver Attention Alert	ZVGK ZVGL	£700	£700	£350	£350					
Premium Safety Pack – DS CONNECTED PILOT, Includes Advanced Safety Pack Semi-autonomous driving. Includes Adaptive Cruise Control Stop & Go and Lane Positioning Assist.	ZVGR	£1,300	£1,300	£950	£950	£750	£750			

OPTIONS	Order Code	PERFORMANCE LINE		PERFORMANCE LINE +		RIVOLI		OPERA		LOUVRE
		PureTech BlueHDi	E-TENSE	PureTech BlueHDi	E-TENSE	PureTech BlueHDi	E-TENSE	PureTech BlueHDi	E-TENSE	
SEATING										
Ventilated Front Seats	NA09					£100	£100			
LIGHTING & VISIBILITY										
Electric panoramic sunroof	OK02	£1,200	£1,200	£1,200	£1,200	£1,200	£1,200	£1,200	£1,200	£1,200
PolyAmbient Interior Lighting	FCAC	£200	£200	£200	£200	£200	£200	£200	£200	
Laminated front and rear side windows	S004	£150		£150						
EXTERIOR STYLE										
Black roof rails	KK01	£200	£200							
COMFORT & CONVENIENCE										
Electric tailgate with handsfree function Includes Keyless entry & start	D501	£850	£850	£100	£100	£100	£100	£100	£100	
Extended bi-zone automatic air-conditioning Not available for PureTech 130 versions	HJ03	£200	£200	£200	£200	£200	£200	£200	£200	£200
DS ACTIVE SCAN SUSPENSION Not available for PureTech 130 or BlueHDi 130 versions	VU02			£1,000						
Electrochrome door mirrors	HU23			£120	£120	£120	£120	£120	£120	£120
PAINT										
Metallic paint	*	£595	£595	£595	£595	£595	£595	£595	£595	
Pearlescent paint	*	£795	£795	£795	£795	£795	£795	£795	£795	
E-TENSE exclusive paint Please refer to the Exterior Colours page for information	*		£695		£695		£695		£695	
E-TENSE										
Accelerated charging cable	7S02	£200	£200	£200	£200	£200	£200	£200	£200	



BOOK A TEST DRIVE



ORDER ONLINE



FIND A DEALER



FOLLOW US

DISCOVER MyDS APP



A MOBILE APP CONNECTED TO YOUR DS

A carefully designed App which lets you connect with your DS and its everyday surroundings, before, during or after driving it.



ENHANCE YOUR DRIVING EXPERIENCE



MyDS App has been designed to allow you to connect to your DS, its environment, and the world of bespoke DS Only You services whenever you want. Each of the technologies available in your DS or smartphone will let you extend the driving experience before, during and after each journey.

MANAGE YOUR JOURNEYS

MyDS App keeps a history of your journeys. It allows you to see how far you travelled, and how much you spent on fuel. It is the perfect solution for monitoring your fuel consumption, or claiming expenses if you drive for work.

LOCATE YOUR DS

- MyDS App remembers where you parked your car.
- Whether you've parked in the city, or at a festival, you'll be able to find your DS with ease.

SERVICING REMINDERS

- MyDS App will notify you when your next service is due.
- You can book your service directly from the app.

STAY UP TO DATE

- Receive the latest news and offers from DS Automobiles.
- If you own more than one DS, you can manage multiple vehicles from the same app.
- Manage updates for your satellite navigation.

ACCESS TO DS ONLY YOU SERVICES

MyDS App also allows you to access to exclusive DS Only You services:

- Find your local DS Store or Salon.
- Book your next service appointment. Choose to have DS collect and deliver your car, with DS Delivery Valet.
- Join DS Club Privilege, exclusive to owners of DS vehicles.
- Access exclusive events, discounts and unique experiences.
- DS at your service* and DS Assistance phone number.
- Enjoy occasional vehicle rental with DS Rent*.

SCAN MyDS APP

Access your digital DS handbook with your smartphone with the Scan **MyDS App**.

1. Download the digital handbook on your smartphone.
2. Point your smartphone's camera at any part of your DS, and the Scan MyDS App will display the relevant information from your handbook.

* Coming soon.



BOOK A TEST DRIVE



ORDER ONLINE



FIND A DEALER



FOLLOW US

ONLY YOU

THE DS EXPERIENCE

MAKE THE CHOICE OF DS EXCELLENCE

Inspired by you and created for you, Only You is an exclusive programme offering services tailored to your personal needs. Enjoy a tailor-made programme for a unique DS experience.

Your Only You services are directly accessible via MyDS App, or by using the dedicated telephone number*.




0800 877 8455

Available Monday to Saturday 8am to 6pm.
A DS representative will answer your questions and deal with your requests.

*Calls are free from a landline. For mobiles please refer to your service provider for charges.

TEL 0800 877 8455 MyDS APP



MyDS App

CONNECT TO EXCLUSIVE SERVICES

MyDS APP, THE KEY TO YOUR DS UNIVERSE

A driving partner that's always ready to help, MyDS App gives you direct access to the exclusive Only You services package and allows you to stay permanently connected to your DS. Compatible with all DS models.



DS CLUB PRIVILEGE

ENTER A WORLD OF REFINEMENT

PREFERENTIAL ACCESS TO NEW EXPERIENCES

To drive a DS is to enter a world of French excellence and refinement. For an unforgettable experience, DS has created the DS Club Privilege. To benefit from your five-year membership, simply register via MyDS App. Available directly on your smartphone, this exclusive world puts your desires centre stage.



DS RENT

TURN EACH TRIP INTO AN EXCLUSIVE EXPERIENCE

DS SHORT-TERM RENTAL

Continue the experience by renting a DS and take advantage of your journeys to try a new vehicle from the DS range by booking directly on your smartphone via MyDS App, in the DS network or on DSrent.co.uk.

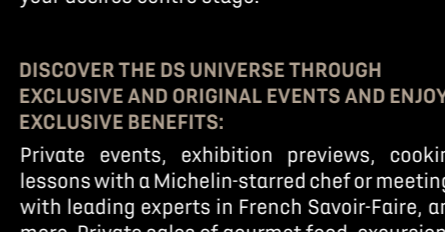


DS ASSISTANCE

DRIVE WITH PEACE OF MIND

3 YEARS OF FREE ASSISTANCE 24/7

To take the stress out of driving, DS goes the extra mile to make your life easier and ensure you are always mobile. Whether you have an accident, break down, lose your keys or put the wrong fuel in the tank, DS Assistance offers free 24/7 assistance in UK and abroad, available via the DS Connect Box button of your vehicle, on MyDS App or by calling 00 800 24 24 07 07.



DS VALET

YOUR TIME IS OUR PRIORITY

HAVE A VALET TAKE CARE OF YOUR VEHICLE

Time is what you have most precious. That's why DS has created the DS Valet experience especially for you.

During regular maintenance checks at one of our service centres or when purchasing a DS, this new service makes a personal car valet available for your daily trips.

DS SERVICE VALET: Pick-up and/or delivery of your DS for regular maintenance check.

DS DELIVERY VALET: Delivery of your new or used DS to the address of your choice and collection of your old vehicle. £195 OTR.

For more information about prices, please refer to the DS Only You section on MyDS App.

BOOK A TEST DRIVE

ORDER ONLINE

FIND A DEALER

FOLLOW US

TECHNICAL SPECIFICATION

PETROL VERSIONS						
	PureTech 130 Automatic		PureTech 180 Automatic		PureTech 225 Automatic	
ENGINE						
Capacity (cc)	1199		1598		1598	
Cylinders	3		4		4	
Max power CEE (hp/kW/rpm)	131/96/5500		181/133/5500		225/165/5500	
Max torque CEE (Nm/rpm)	230/1750		250/1650		300/1900	
Bore & Stroke (mm)	75x90.5		77x85.8		77x85.8	
Fuel system	Direct injection turbocharged		Direct injection turbocharged		Direct injection turbocharged	
Euro status	6.3		6.3		6.3	
TRANSMISSION						
EAT8 Automatic ¹	•		•		•	
Stop and Start function	•		•		•	
(All figures driver alone) PERFORMANCE						
Max speed (mph)	121		137		145	
0-62mph (secs)	9.9		8.9		8.3	
Standing 1000m (secs)	32.1		29.7		28.5	
FUEL CONSUMPTION (WLTP)*						
	Vehicle Low	Vehicle High	Vehicle Low	Vehicle High	Vehicle Low	Vehicle High
Combined (L/km) (mpg)	6.5 (43.5)	7.2 (39.2)	6.9 (40.9)	7.8 (36.2)	7.1 (39.8)	7.8 (36.2)
CO₂ EMISSIONS (WLTP)*						
	Vehicle Low	Vehicle High	Vehicle Low	Vehicle High	Vehicle Low	Vehicle High
CO ₂ EMISSIONS (g/km)	147	167	157	176	164	177
WEIGHTS (kg)*						
Kerb weight (exc. driver)	1430		1428		1428	
Payload	580		622		622	
Max laden weight (Gross vehicle weight)	2050		2050		2050	
TOWING (kg)						
Max towing weight braked/unbraked	1290/750		1550/750		1550/750	
Gross train weight	3300		3600		3600	
Max tow hitch download	60		68		68	
BRAKES						
	Front: 304x28 mm ventilated discs. Rear: 290x12 mm discs.					
SUSPENSION						
	Front: MacPherson type front suspension. Rear: Multi-arm rear suspension.					
STEERING						
	Variable power assisted steering					
Turning circle between kerbs (m)	10.45					
Number of turns lock to lock	3					
FUEL TANK CAPACITY Litres (gallons)						
	62 (15.84)					
EXTERIOR DIMENSIONS (MM)						
Length	4,573					
Width	1,895					
Height with/without roof rail	1,625/1620					
BOOT VOLUMES						
Seats folded down - up to roof (L)	1,752					
Seat up - below parcel shelf (VDA/L)	555/628					

¹Efficient Automatic Transmission with 8 speeds * Please note: the maximum plated weights must not be exceeded.

* The grouped figures shown above show the lowest and highest performing results for this model. Consult your dealer for information on specific examples. The fuel consumption you achieve, and CO₂ produced, in real world conditions will depend upon a number of factors: including the accessories fitted (post registration), variations in weather, driving styles and vehicle load. There is a new test WLTP (Worldwide Harmonised Light Vehicles Test Procedure) used to measure fuel consumption and CO₂ figures. These CO₂ figures, however, are based on the outgoing test cycle NEDCeq (New European Driving Cycle Equivalent), calculated using an EC correlation tool which converts WLTP figures to NEDC. These figures are used to calculate tax for first registration. You should only compare fuel consumption and CO₂ figures with other vehicles tested using the same technical standard.

DIESEL VERSIONS		
	BlueHDi 130 Automatic	
ENGINE		
Capacity (cc)	1499	
Cylinders	4	
Max power CEE (hp/kW/rpm)	131/96/3750	
Max torque CEE (Nm/rpm)	300/1750	
Bore & Stroke (mm)	75x84.8	
Fuel system	Direct injection turbocharged	
Euro status	6.3	
TRANSMISSION		
EAT8 Automatic ¹	•	
Stop and Start function	•	
(All figures driver alone) PERFORMANCE		
Max speed (mph)	121	
0-62mph (secs)	10.7	
Standing 1000m (secs)	32.2	
FUEL CONSUMPTION (WLTP)*		
	Vehicle Low	Vehicle High
Combined (L/km) (mpg)	5.3 (53.3)	5.8 (48.7)
CO₂ EMISSIONS (WLTP)*		
	Vehicle Low	Vehicle High
CO ₂ EMISSIONS (g/km)	140	153
WEIGHTS (kg)*		
Kerb weight (exc. driver)	1428	
Payload	622	
Max laden weight (Gross vehicle weight)	2050	
TOWING (kg)		
Max towing weight braked/unbraked	1430/750	
Gross train weight	3480	
Max tow hitch download	64	
BRAKES		
	Front: 304x28 mm ventilated discs. Rear: 290x12 mm discs.	
SUSPENSION		
	Front: 304x28 mm ventilated discs. Rear: 290x12 mm discs.	
STEERING		
	Variable power assisted steering	
Turning circle between kerbs (m)	10.45	
Number of turns lock to lock	3	
FUEL TANK CAPACITY Litres (gallons)		
	55 (14.53)	
EXTERIOR DIMENSIONS (MM)		
Length	55 (14.53)	
Width	1895	
Height with/without roof rail	1625/1620	
BOOT VOLUMES		
Seats folded down - up to roof (L)	1752	
Seat up - below parcel shelf (VDA/L)	555/628	

Figures quoted reflect a range of configurations (including non-UK market vehicles) and are subject to changes resulting from ongoing product development, range evolutions, testing and evaluations.



BOOK A TEST DRIVE



ORDER ONLINE



FIND A DEALER



FOLLOW US

TECHNICAL SPECIFICATION

	PLUG-IN HYBRID			
	E-TENSE 225		E-TENSE 4x4 300	
ENGINE				
Capacity (cc)	1598		1598	
Cylinders	4		4	
Maximum power CEE (hp/kW/rpm)	180/133/6000		200/147/6000	
Maximum torque CEE (Nm/rpm)	300/3000		300/3000	
Fuel system	Direct injection turbocharged		Direct injection turbocharged	
Euro status	6.2			
ELECTRIC MOTOR AND BATTERY				
Maximum power ECE (hp/kW)	110/80		110/80 + 113/83	
Maximum torque ECE (Nm)	320		337	
Charging Time 0 to 100% (7kW Accelerated charging via Home Charging Unit)	1 hour 45 mins		1 hour 45 mins	
Battery	13.2 kWh Lithium-Ion		13.2 kWh Lithium-Ion	
Electric Energy Consumption Weighted Combined (Wh/km)	19 Inch Wheels	20 Inch Wheels	19 Inch Wheels	20 Inch Wheels
	156	165	156	166
Battery Warranty	8 years / 100,000 miles			
HYBRID POWERTRAIN PERFORMANCE				
Combined maximum power CEE (hp/kW/rpm)	225/167/6000		300/223/6000	
Maximum torque CEE (Nm)	360		520	
0-62 mph* (seconds)	8.9		5.9	
0-100mph* (seconds)	28.4		25.9	
Maximum speed* (mph)	140		149	
TRANSMISSION				
EAT8 (Efficient Automatic Transmission 8 speed)	•		•	
FUEL CONSUMPTION (WLTP)				
			Vehicle Low	Vehicle High
Combined (L/100km)	1.6	1.8	1.5	1.7
Combined (mpg)	176.6	157.2	188.3	166.2
Electric mode range combined (miles)	34	33	36	34
CO₂ EMISSIONS (WLTP)				
CO ₂ EMISSIONS (g/km)	36	41	35	39
WEIGHTS (kg)**				
Kerb Weight (exc. Driver)	1760		1825	
Payload	575		575	
Maximum laden weight (Gross vehicle weight)	2350		2400	
TOWING (kg)				
Maximum towing weight brake/unbraked	1250/750		1200/750	
Gross train weight	3600		3600	
Maximum tow hitch download	55		55	
Maximum roof bar weight	55		55	
BRAKING				
	Front: 304x28 mm ventilated discs. Rear: 290x12 mm discs.			
SUSPENSION				
	Front: MacPherson type front suspension. Rear: Multi-arm rear suspension.			
STEERING				
Type	Variable power assisted steering			
Turning circle between kerbs (m)	10.45			
Number of turns lock to lock	3			
FUEL TANK CAPACITY Litres (gallons)				
	43 (9.5)			
BOOT VOLUMES				
Seats folded down - up to roof (L)	1,752			
Seat up - below parcel shelf (VDA/L)	555/628			

DIMENSIONS



EXTERIOR DIMENSIONS (mm)	
Length	4,573
Width	1,895
Height with/without roof rail	1,625 / 1,620

40

DS 7 CROSSBACK

DS 7 CROSSBACK

41

BOOK A TEST DRIVE

ORDER ONLINE

FIND A DEALER

FOLLOW US

DS CARE FOR CAR AND DRIVER

*The delivery charge includes all miscellaneous charges, including the supply and fitment of registration plates etc.

COMPREHENSIVE WARRANTY

Every new DS car offers the benefit of a three year¹ warranty package, plus a 12 year anti-perforation² warranty and a three year paint warranty.

¹ Two years' unlimited mileage manufacturer's warranty. No-fee customer option of one year's Retailer provided warranty, only on cars sourced from DS AUTOMOBILES. Note: Retailer provided warranty is limited to 60,000 miles for cars and 100,000 miles for light commercial vehicles (excluding motorhomes and other converted vehicles).

² Against all internal to external perforation to bodywork or underbody on condition the car undergoes an inspection by a DS franchised Retailer every two years from its fourth anniversary.

DS ASSISTANCE

In response to a free telephone call in the UK, DS Assistance brings rapid expert roadside assistance to you in an emergency. It comes free of charge for three years, from date of vehicle registration, and operates 24 hours a day in all parts of the UK and Europe. Services include nationwide recovery for both car and passengers, a home call service, replacement vehicle, hotel accommodation and vehicle storage if required. You can also purchase additional DS Assistance via your local DS dealer at any time. DS Assistance applies to incidents covered by the new vehicle warranty, and non-vehicle faults, such as running out of fuel or mis-fuelling, instances where keys have been locked inside the vehicle or lost/stolen, road traffic accidents and punctures / wheel changes.

The On the Road MRRP featured includes the following:

Tax Band	CO ₂ (g/km)	First Year			Annual Tax		First Reg Fee	Delivery Charge*	VAT @ 20% on Delivery	Total OTR Costs Petrol	Total OTR Costs Diesel	Total OTR Costs Hybrid
		Petrol Cars	Diesel ¹ Cars (RDE2 Compliant)	Alternative Fuel Cars (Hybrid and Electric)	Petrol / Diesel	Hybrid						
A	0	£0.00	£0.00	£0.00	£0.00	£0.00	£55.00	£583.33	£116.67	£755.00	£755.00	£755.00
B	1 to 50	£10.00	£10.00	£0.00	£165.00	£155.00	£55.00	£583.33	£116.67	£765.00	£765.00	£755.00
C	51 to 75	£25.00	£25.00	£15.00	£165.00	£155.00	£55.00	£583.33	£116.67	£780.00	£780.00	£770.00
D	76 to 90	£120.00	£120.00	£110.00	£165.00	£155.00	£55.00	£583.33	£116.67	£875.00	£875.00	£865.00
E	91 to 100	£150.00	£150.00	£140.00	£165.00	£155.00	£55.00	£583.33	£116.67	£905.00	£905.00	£895.00
F	101 to 110	£170.00	£170.00	£160.00	£165.00	£155.00	£55.00	£583.33	£116.67	£925.00	£925.00	£915.00
G	111 to 130	£190.00	£190.00	£180.00	£165.00	£155.00	£55.00	£583.33	£116.67	£945.00	£945.00	£935.00
H	131 to 150	£230.00	£230.00	£220.00	£165.00	£155.00	£55.00	£583.33	£116.67	£985.00	£985.00	£975.00
I	151 to 170	£585.00	£585.00	£575.00	£165.00	£155.00	£55.00	£583.33	£116.67	£1,340.00	£1,340.00	£1,330.00
J	171 to 190	£945.00	£945.00	£935.00	£165.00	£155.00	£55.00	£583.33	£116.67	£1,700.00	£1,700.00	£1,690.00
K	191 to 225	£1,420.00	£1,420.00	£1,410.00	£165.00	£155.00	£55.00	£583.33	£116.67	£2,175.00	£2,175.00	£2,165.00
L	226 to 255	£2,015.00	£2,015.00	£2,005.00	£165.00	£155.00	£55.00	£583.33	£116.67	£2,770.00	£2,770.00	£2,760.00
M	Over 255	£2,365.00	£2,365.00	£2,355.00	£165.00	£155.00	£55.00	£583.33	£116.67	£3,120.00	£3,120.00	£3,110.00

TERMS AND CONDITIONS

Every endeavour has been made to ensure that the information, details and descriptions set out in this literature are correct, at the time of going to print. We reserve the right to modify our vehicles price, specification (including colour), equipment, accessories and characteristics or to discontinue any model, without notice, at any time. To avoid any misunderstandings you are advised to check with your Dealer the specification (including colour), equipment accessories and equipment relating to any vehicle and the exact cost and availability prior to ordering.

JULY 2022 DESIGNED AND PRODUCED BY WEAREACUITY.COM



BOOK A TEST DRIVE



ORDER ONLINE



FIND A DEALER



FOLLOW US