



DATSUN
Laurel Six

LAUREL SIX






Styled to Impress

The Laurel Six has the kind of elegant styling that makes an impact wherever it is seen, an impressive luxury saloon quietly reflecting your taste for quality.

You'll find the Laurel Six an equally impressive car to drive—and to ride in. It has a 2 litre, six cylinder engine that gives you smooth and effortless 100 m.p.h. performance AND keeps your fuel bills tolerable. Most owners can expect around 26/27 mpg in normal motoring conditions. And remember, with Datsun you only need low grade petrol, not the more expensive four-star. A light clutch and smooth gear-change add to the relaxed style of driving, just one of the benefits of executive motoring. Alternatively you can let Datsun's 3-speed automatic transmission do the gear-changing for you.

Now take a look inside the Laurel Six. With Datsun's reputation for comprehensive equipment you can expect their executive cars to be rather special—with the Laurel Six you even get a stereo cassette player and a radio! There's a safety designed anti-glare fascia. The AM radio gives you five pre-set stations at the touch of a button; underneath are controls for the versatile heating and ventilation system—simple to use yet truly effective for all weather conditions. There's a cigar lighter alongside the ashtray. The centre console houses two directional air vents, an electric clock and the stereo autochange cassette player—Datsun luxury makes more of your executive motoring!







Space and Comfort

You'll best appreciate Laurel Six comfort at the end of a long journey. The deeply padded seats not only look good but give you excellent support as well. There's plenty of leg room front and rear so you and your passengers travel in comfort and arrive relaxed. Front seats recline and have adjustable head restraints and all seats are upholstered in nylon cloth.

There's also plenty of room for oddments. The fascia glove compartment is lockable for valuable items and the useful locker in the centre console houses at least 10 of your favourite cassettes. Door to door carpeting completes the executive style interior.





CHRYSLER 200L


Designed to be practical and safe

The Laurel Six combines luxury with practicality. The sensibly shaped boot swallows up nearly 17 cu.ft. of luggage, enough for all the family. And it's worth taking a look under the bonnet. Engine accessibility may not concern you, but you'll appreciate your servicing times being kept down to a minimum, thanks to Datsun's ease of maintenance.

Computerised design techniques make the Laurel Six an extremely safe car. Front and rear sections are constructed to absorb energy on impact, the steering column is of full safety design and all minor controls are recessed for added safety. So you and the family travel well protected, and that's a comforting thought to carry around with you!

The Laurel Six is fitted with a powerful four-headlamp system, large rear lamps, side indicator repeaters and reversing lights. So you can see *and* be seen. For safer driving in bad weather there are 2-speed wipers, electric washers and a heated rear window.

The Laurel Six is an impressive motor car—for the businessman who needs to travel long distances in comfort, economically; for the family man who needs space at a sensible price; for the motorist who wants a thoroughly reliable executive saloon, designed and built with the care that means trouble-free motoring.



.6116



SPECIFICATION

Engine:	1998 c.c. 6-cylinder in line OHC. Max Power 115bhp (SAE) at 5600 rpm.	Brakes:	Front discs, rear drums. Split circuit, vacuum servo.
Gearbox:	Manual 4 speed all synchromesh (Optional 3-speed automatic)	Wheels:	5J-14, Tyres: 185/70 HR-14
Suspension:	Front. MacPherson strut, lower links, coil springs, telescopic dampers, anti-roll bar. Rear. Live axle, semi-elliptic leaf springs, telescopic dampers.	Dimensions:	Length (ins) 177.2
Steering:	Recirculating ball.		Width (ins) 65.7
		Kerb weight:	Height (ins) 55.5
		Max towing weight:	2635 lbs.
		Capacities:	(with trailer braking) 2646 lbs.
			Fuel (galls) 13.2 Sump & filter (imp. quarts) 4.1

Your DATSUN dealer will supply full equipment specification

DATSUN UK LIMITED, DATSUN HOUSE · WORTHING · BN11 2BS · SUSSEX

PRODUCED BY DATSUN AT WORTHING

Telephone: Worthing (0903) 204441 (10 Lines)



DATSUN U.K. LIMITED reserves the right to vary any specification with or without notice at any time. Although every effort is made to ensure the accuracy of any specification or description contained in this publication, neither the Company nor the Dealer shall be responsible for any inaccuracy. This publication does not constitute an offer of sale, and before purchase of any model full consultation with the Dealer should be undertaken.