



DATSUN *Violet 140J/160J Mark III Range*

Violet 140J/160J

Mark III saloon

In the design of the all-new Violet Mark III saloon, Datsun set out to bring you more of the things which make motoring enjoyable — to produce a car which is a pleasure to own and drive because it has smart and elegant lines, an interior with room to relax, light and easy controls, excellent performance and a full complement of equipment.


The new Violet meets all these requirements comfortably. It has sharp, straight-line, styling with low waistline and slim pillars to give a full 10% more glass area and wide-open visibility.

You will particularly like the larger interior because it means more room for passengers without adding to your parking problems.



And it offers outstanding comfort with cloth upholstery, deep pile fitted carpets and a remarkable range of equipment.

The Violet Mark III undoubtedly gives you the quality and refinement of executive style motoring in a practical family saloon.

The luggage capacity has been increased by no less than 20% to cater for family motoring needs and the boot has a flat floor for maximum convenience. Engineering improvements have made this car light and easy to drive, with safe, predictable handling. The suspension now uses coil springs all round with new 4-link coil suspension at the rear to smooth out the bumps and give you enhanced riding stability.







Light-touch recirculating ball steering requires less effort to operate and gives you a small turning radius so that parking is much simpler. Dual-circuit brakes have been given a more powerful servo so that you stop safely and swiftly with the minimum of effort, while a slick 4-speed, all-synchromesh gearbox and a light clutch add to the all-round ease of driving.

There's a choice of engines — 1.4 litre or 1.6 litre, both based on highly efficient, world proven units with literally millions of miles behind them, to give an excellent combination of performance and economy with Datsun's legendary reliability. The larger-engined saloon is available with automatic transmission.

The Violet saloon is equipped in true Datsun style, with front reclining seats, two waveband push-button radio, a quartz clock for maximum accuracy, tinted glass, heated rear window, glove box, a bi-level ventilation system with cool air to the face and warm air at foot level, a heater with 3-speed fan to keep you warm on the coldest winter days, a one-touch windscreen wiper and washer control and a column mounted lever for lights, indicators, etc. Reversing lights, hazard flashers, twin headlamps, are all part of the package with the exciting new Datsun Violet Mark III.

This is a car which sets new standards in family motoring, offering executive style elegance and refinement in a compact saloon which is both practical and economical.

Trust Datsun to give you the best of both worlds.



160J Hatchback Coupe

The 160J SSS is an exciting new "Hatchback" addition to the Violet range combining sports car performance and handling with saloon car comfort — with the added advantage of extra space when you need it.

Exciting performance with economy comes from a highly efficient 1595 c.c. twin carburettor OHC engine. A top speed of over


100 m.p.h. and acceleration to match make driving safe and enjoyable. The close ratio five-speed gearbox helps you make the most of the performance and allows economical high-speed cruising. A rev counter is naturally part of the comprehensive standard equipment along with quartz clock, two wave band radio, tinted glass, cigar lighter and much more.

The hatchback interior features the luxury and refinement of the Violet saloon with deep pile fitted carpets, cloth upholstered seats, two-speed wipers with intermittent and wash/wipe facility, glovebox etc. There are also handy side-boxes in the passenger door arm rests.

The new high-lift tailgate on the SSS coupe gives access to a fully carpeted luggage area with a parcel shelf which keeps your valuable equipment out of sight. If, however, you have long or awkward loads to carry, you can lift away the shelf, fold down the rear seat and use the hatchback's enormous carrying capacity.

The SSS hatchback coupe is an important new addition to the Violet range, offering versatility to the family man looking for refined performance motoring in comfort. And because it's built by Datsun you can rely on the quality that ensures years of trouble-free, enjoyable motoring.







140J/160J Sedans

ENGINE:

4-cylinder, in-line, water cooled. Mechanical fuel pump. Two-barrel carburettor.
 140J: OHV. Capacity 1397cc. Bore 76.0mm. Stroke 77.0mm. Max power 63bhp at 5600rpm.
 (DIN). Compression ratio 8.5:1.
 160J: OHC. Capacity 1595cc. Bore 83.0mm. Stroke 73.7mm. Max power 81bhp at 5600rpm.
 (DIN). Compression ratio 8.5:1.

EQUIPMENT:

Alternator 50amp. Battery 12volt, 50amp/hour. Magnetic shift starter motor.

TRANSMISSION:

Clutch: Single dry plate, diaphragm spring, hydraulic operation. Gearbox: Manual 4-speed, all synchromesh. Automatic (160J) 3-speed floor selector. Final drive: Hypoid gear.

SUSPENSION:

Front: Independent struts with coil springs. Rear: 4-link coil spring.

STEERING:

Recirculating ball. Ratio 16.5:1.

BRAKES:

Disc front, drum rear. Dual circuit, tandem master cylinder, anti-skid valve. Master vac power assistance. Automatic rear brake adjuster.

WHEELS/TYRES:

4 ½ J × 13inch steel. 165SR/13 steel radial.

DIMENSIONS/WEIGHTS:

Length: 160.6 inches.	Kerb weight: 140J 1984 lbs.
Width: 63.0 inches.	160J 2083 lbs.
Height: 54.7 inches.	160J Auto. 2104 lbs.

160J Hatchback Coupe

ENGINE:

4-cylinder, in-line, water cooled, 1595cc. Mechanical fuel pump. Twin carburettors. Max power 87bhp at 5800rpm. (DIN). Compression ratio 9.0:1.

EQUIPMENT:

Alternator 50amp. Battery 12volt, 50amp/hour. Magnetic shift starter motor.

TRANSMISSION:

Clutch: Single dry plate, diaphragm spring, hydraulic operation. Gearbox: Manual 5-speed, all synchromesh. Final Drive: Hypoid gear.

SUSPENSION:

Front: Independent struts with coil springs. Rear: 4-link coil spring.

STEERING:

Recirculating ball. Ratio 16.5:1.

BRAKES:

Disc front, drum rear. Dual circuits, tandem master cylinder, anti skid valve. Master vac power assistance. Automatic rear brake adjuster.

WHEELS/TYRES:

4 ½ J × 13 steel. 165SR/13 steel radial.

DIMENSIONS/WEIGHTS:

Length: 160.6 inches
 Width: 63.0 inches
 Height: 53.1 inches
 Kerb weight: 2149 lbs.

DATSUN UK LIMITED, DATSUN HOUSE · NEW ROAD · WORTHING · SUSSEX

Designed & Printed by Datsun U.K. Ltd at Worthing



Tel: (0903) 68561 Telex: 87583

DATSUN U.K. LIMITED reserves the right to vary any specification with or without notice at any time. Although every effort is made to ensure the accuracy of any specification or description contained in this publication, neither the Company nor the Dealer shall be responsible for any inaccuracy.

This publication does not constitute an offer of sale, and before purchase of any model full consultation with the Dealer should be undertaken.