



DATSUN BLUEBIRD range

MAY 1978

DATSUN BLUEBIRD range



Longer, lower and wider — with crisp and elegant new styling. Datsun presents the new Bluebird Mark II series. Four individual models, created to satisfy a demand for distinctive, medium-sized luxury cars with proven dependability.

The new range has been evolved from a heritage of three million Bluebirds built since the series was first introduced. Today they embody the advanced technology of the world's fourth largest manufacturer in bold new exterior styling, with sharper clean-cut lines.

Comfort, convenience and performance have been enhanced by new or modified features. There's better all-round visibility, greater riding stability, increased roominess for all the family.

But despite major changes, the basic philosophy behind this elegant Bluebird series has remained unchanged — to create a family of cars that is modern in concept and thoroughly dependable.

Mechanically, the Bluebirds are the result of intensive research and development and incorporate sophisticated design features where they are of real benefit, while retaining well proven basic engineering so that genuine reliability can be achieved.

Saloons, estate car or sporting coupe — this series satisfies an extremely wide range of tastes and needs, with each model possessing its own special appeal.



160B/180B saloons

You have a choice of engine sizes in the Bluebird Saloons — 1595 cc or 1770 cc, both of modern, overhead camshaft design giving an impressive combination of performance and economy. In a road test of the 180B Saloon, Autocar Magazine reported a top speed of 101 mph and acceleration from 0-50 mph in just 9.2 seconds.

Fully independent coil-spring suspension, normally only found on much more expensive cars, is featured on both saloons — so you get comfortable, safe, sure-footed motoring under all conditions.



The drive is taken through a four-speed, all-synchromesh gearbox, chosen for its rugged reliability and complimented by road testers for its lightness and precision. The brakes are power

assisted, dual circuits, with discs at the front and give reassuring stopping power from all speeds.

The interior of the new Bluebird Saloon is wider and longer, to provide more leg and shoulder room. Body contoured seats, upholstered in cloth and vinyl give firm support to keep you comfortable, even on long journeys.

The interior is as relaxing as it's luxurious, with a comprehensive list of standard equipment that includes push-button radio, electric clock, illuminated cigar lighter, illuminated ignition and steering lock, fully reclining front seats, centre console, tinted glass, and much more.

For your comfort and safety, there are powerful twin headlamps, automatic reversing lights, hazard flashers, heated rear window and a powerful heating and ventilation system, with special ducts for rear seat passengers.



180B sss coupe

The new Datsun 180B SSS hardtop has a special personality that is bold, sporting and friendly. It's built for the enthusiast who enjoys high performance and responsive handling, yet needs the room and comfort of a four-seater saloon.

The distinctive body is long, low and wide and there's independent suspension all round for enhanced riding comfort and road-hugging stability.



Performance more than matches the sporting styling with a rally proven twin-carburettor 1770 c.c. overhead camshaft engine and a smooth 5-speed gearbox to enable all the power to be used effectively.

There are wide radial tyres on large sports wheels, and for stopping power there are servo-assisted, dual-circuit brakes with large discs at the front.

The interior features a sporting three-spoke steering wheel and an impressive dashboard with smart round instruments, including a large rev counter. The smaller dials are angled towards the driver and the safety padded dashboard also includes a clock with sweep second hand and a push-button radio.


There's fingertip control of the lights, and the wiper/washer system from stalks located on the steering column, for maximum convenience.

You'll also notice the luxurious cloth upholstered seats that are fully reclining at the front and have built-in head rests. There's an illuminated front ashtray and cigar lighter, a lockable illuminated glovebox, and illuminated ignition and steering lock.



A special central "walk-in" control has been incorporated to enable the driver, or rear passenger to collapse the front passenger seat for easy entry and exit to the rear.

Tinted glass, reversing lights, hazard flashers, centre console — all the equipment is there. This is a special car, created for people who want something more than mere transport.



180B estate




The 180B Bluebird Estate Mark II offers the motorist an elegant car with the adaptability to suit all moods.

The interior is refined and spacious. Brushed nylon seats feel as comfortable as they look — even after a long journey! Both front seats recline fully and the driver's seat has a special tilt adjustment so you can find just the right position for YOU.

An impressive list of standard equipment includes tinted glass, MW/LW push button radio, heated rear window, head restraints, electric clock, cigar lighter, lockable glove box, centre console, two-speed wipers plus intermittent wash/wipe, rear screen wiper with electric washer, handbrake warning light, reversing lights, hazard flashers and much more. There's a three-speed fan for the heater and powerful through-flow ventilation with central and face level outlets.

The Bluebird Estate Mark II is well equipped for load carrying too! Open the high lift, counter balanced tailgate and you have a load area 52 inches wide and 65 inches long with the rear seat folded, to take masses of luggage or equipment. The floor is low and flat for easy loading and packing.

The new Bluebird Estate Mark II is for the motorist who wants executive style motoring with the practical virtues of a spacious load carrier.





SPECIFICATIONS

	160B SALOON MANUAL	180B SALOON MANUAL	180B SALOON AUTOMATIC	180B ESTATE	180B SSS
Engine:					
Type	4 cylinder, in-line, OHC, water cooled				
Bore, mm	83.0				85.0
Stroke, mm	73.7				78.0
Capacity, cc	1595				1770
Max. Power bhp/rpm (DIN)	81/5600	88/5600			90/5800
Max. Torque lb.ft./rpm (DIN)	88.9/3600	98.3/3600			100.5/3800
Compression ratio	8.5 to 1				
Fuel pump	Mechanical				
Carburettor	Dual Barrel, down draught				twin SU variable venturi side-draught
Transmission:					
Type	4 speed, all synchro		3 speed	4 speed all synchro	5 speed all synchro
Ratios 1st	3.382		2.458	3.382	3.382
2nd	2.013		1.458	2.013	2.013
3rd	1.312		1.000	1.312	1.312
4th	1.000		—	1.000	1.000
5th	—		—	—	0.854
Reverse	3.365		2.182	3.365	3.570
Final Drive Ratio	4.111		3.900		
Clutch	Dry single plate, diaphragm spring				
Suspension:					
Front	Independent by coil springs and damper struts				
Rear	Independent by semi-trailing arms with coil springs and damper struts			Rigid axle, semi elliptic springs	Independent by semi-trailing arms with coil springs & damper struts
Steering:					
Type	Recirculating ball, Ratio 15 to 1, turning circle (wall to wall) 36.1 ft.				
Wheels:					
Tyres	165SR 14 Radial				185/70HR 14 Radial
Brakes:					
Type	Disc front, drum rear, independent front and rear hydraulic circuits, vacuum servo, pressure regulating valve. Mechanical handbrake.				
Dimensions:					
Overall Length	ins	167.7		169.7	167.7
Overall Width	ins	64.2			
Overall Height	ins	54.7		56.3	54.3
Wheelbase	ins	98.4			
Track Front	ins	53.1			
Track Rear	ins	53.0		53.1	53.0
Road Clearance	ins	6.9			6.7
Kerb Weight	lbs	2304	2326	2348	2348
Fuel Tank Capacity	Galls	13.2		12.3	13.2

180B Estate Luggage Compartment
 a) Length (with seat up) 36.6 ins b) Length (with seat down) 64.8 ins
 c) Width (max.) 51.6 ins d) Height (max.) 31.7 ins

Datsun policy is one of continuous improvement. The right is reserved to change specifications, colours and prices of the models and items illustrated and described in this publication at any time. Where possible, any such changes which may be introduced after publication of this booklet but before it is supplied will be incorporated herein or announced by means of a notice prominently displayed in Datsun Dealerships at the point of supply. For the latest details always consult your Datsun Dealer.