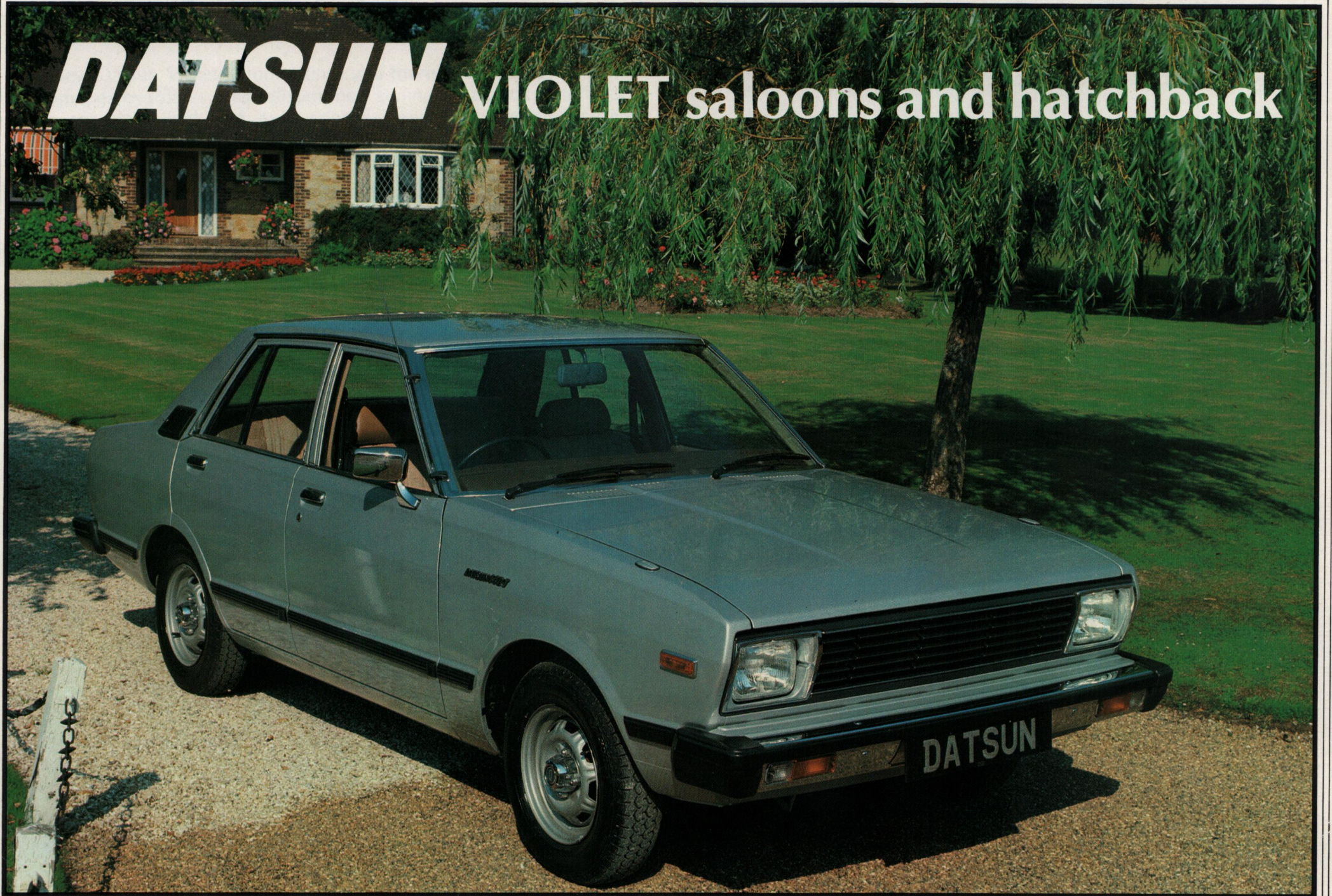



DATSUN VIOLET saloons and hatchback



DATSUN
VIOLET

saloons
and
hatchback



1.4/1.6 litre saloons

The New Datsun Violet Saloon brings you more of the things that make motoring enjoyable — it has elegant new styling, a luxurious interior with room to relax, light and easy controls, excellent performance with economy and a full complement of equipment.

The New Violet has been restyled for the '80's with a smart black grille and large rectangular headlamps. A low waistline and slim pillars give wide-open visibility and there's a thick protective body side moulding. Rear light clusters are of a neat, new design.



You will particularly like the large interior because it means ample room for passengers without adding to your parking problems. And it offers outstanding comfort with cloth upholstery, deep pile fitted carpets and a remarkable range of equipment.

The Violet gives you the quality and refinement of executive style motoring in a practical family saloon.


The large boot has a flat floor for maximum convenience. Advanced engineering has made this car light and easy to drive, with safe, predictable handling. The suspension uses coil springs all round with new 4-link coil suspension at the rear to smooth out the bumps and give you enhanced riding stability.

Light-touch recirculating ball steering now has a variable ratio to give extra assistance when parking and a small turning radius to help you get in and out of those tight spaces.

Dual-circuit brakes have a powerful servo so that you can stop safely and swiftly with the minimum of effort, while a slick 4-speed, all synchromesh gearbox and a light clutch add to the all-round ease of driving.

There's a choice of engines — 1.4 litre or 1.6 litre, both based on highly efficient, world proven units with literally millions of miles behind them, to give an excellent combination of performance and economy with Datsun's legendary reliability. The larger engined saloon is available with automatic transmission.

Standard equipment on the Violet Saloon includes interior boot and fuel lid release, child proof locks on rear doors, halogen headlamps and much more. There's also luxurious, velvet-like cloth upholstery, front reclining seats with adjustable head restraints, two waveband push-button radio, a quartz clock for maximum accuracy, tinted glass, heated rear window, glove box, vanity mirror, a bi-level ventilation system with cool air to the face and warm air at foot level, a heater with 3-speed fan to keep you warm on the coldest winter days, a one-touch windscreen wiper



and washer control and a column mounted lever for lights, indicators etc.

A warning light system monitors correct operation of head, tail and stop lamps and windscreen washer level and there are separate warning lights for the choke and handbrake. Reversing lights, hazard flashers, styled wheels are all part of the package with the exciting Datsun Violet Saloon.

This is a car which sets new standards in family motoring, offering executive style elegance and refinement in a compact saloon which is both practical and economical.

Trust Datsun to give you the best of both worlds.



1.6 litre hatchback

The New Violet Coupe is an exciting 'Hatchback' combining sports car performance and handling with saloon car comfort — with the added advantage of extra space when you need it.

Exciting performance with economy comes from a highly efficient 1595cc twin carburettor OHC engine. A top speed of over 100 mph and acceleration to match make driving safe and enjoyable. The close ratio five-speed gearbox helps you to make the most of the performance

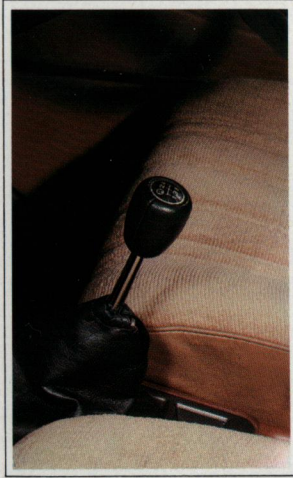

and allows economical high speed cruising. A rev counter is naturally part of the comprehensive standard equipment along with quartz clock, interior fuel lid and tailgate release, two-wave band radio, tinted glass, halogen headlamps and much more.

The hatchback interior features the luxury and refinement of the Violet Saloon with deep pile fitted carpets, cloth upholstered seats, two-speed wipers with intermittent and wash/wipe facility, vanity mirror etc. A special 'walk-in' device on the passenger seat moves the whole seat forward providing easy access to the rear seats. Built in to the rear side trims are handy

storage boxes. The high-lift tailgate on the Violet Coupe gives access to a fully carpeted luggage area with a parcel shelf which keeps your valuable equipment out of sight. If, however, you have long or awkward loads to carry, you can lift away the shelf, fold down either one or both rear seats and use the hatchback's enormous carrying capacity.

The Violet Hatchback Coupe offers versatility to the family man looking for refined performance motoring in comfort. And because it's built by Datsun you can rely on the quality that ensures years of trouble-free, enjoyable motoring.





1.4/1.6 Litre Saloons

ENGINE:

4-cylinder, in-line, water cooled. Mechanical fuel pump. Two-barrel carburettor.
 1.4: OHV. Capacity 1397cc. Bore 76.0mm. Stroke 77.0mm. Max power 63bhp at 5600rpm. (DIN). Compression ratio 8.5:1.
 1.6: OHC. Capacity 1595cc. Bore 83.0mm. Stroke 73.7mm. Max power 81bhp at 5600rpm. (DIN). Compression ratio 8.5:1.

EQUIPMENT:

Alternator 50amp. Battery 12volt, 50amp/hour. Magnetic shift starter motor.

TRANSMISSION:

Clutch: Single dry plate, diaphragm spring, hydraulic operation. Gearbox: Manual 4-speed, all synchromesh. Automatic (1.6) 3-speed floor selector.
 Final drive: Hypoid gear

SUSPENSION:

Front: Independent struts with coil springs. Rear: 4-link coil spring.

STEERING:

Recirculating ball. Variable ratio 18.0-20.5:1.

BRAKES:

Disc front; drum rear. Dual circuit, tandem master cylinder, anti-skid valve. Master vac power assistance. Automatic rear brake adjuster.

WHEELS/TYRES:

4½ J × 13 inch steel. 165SR/13 steel radial.

DIMENSIONS/WEIGHTS:

Length: 166.1 inches Kerb Weight: 1.4 2011 lbs
 Width: 63.2 inches 1.6 2111 lbs
 Height: 54.7 inches 1.6 Auto. 2144 lbs

1.6 Litre Hatchback

ENGINE:

4-cylinder, in-line, water cooled, 1595cc. Mechanical fuel pump. Twin carburettors. Max power 87bhp at 5800rpm. (DIN). Compression ratio 9.0:1.

EQUIPMENT:

Alternator 50amp. Battery 12volt, 50amp/hour. Magnetic shift starter motor.

TRANSMISSION:

Clutch: Single dry plate, diaphragm spring, hydraulic operation. Gearbox: Manual 5-speed, all synchromesh. Final drive: Hypoid gear.

SUSPENSION:

Front: Independent struts with coil springs. Rear: 4-link coil spring.

STEERING:

Recirculating ball. Variable ratio 18.0-20.5:1.

BRAKES:

Disc front; drum rear. Dual circuit, tandem master cylinder, anti-skid valve. Master vac power assistance. Automatic rear brake adjuster.

WHEELS/TYRES:

4½ J × 13 inch steel. 165SR/13 steel radial.

GOVERNMENT FUEL CONSUMPTION TESTS

M.P.G. (Litres per 100 Kilometres)

Town Driving Cycle	Constant 56 m.p.h. (90 km/h)	Constant 75 m.p.h. (120 km/h)
1.4 Sal. (M) 33.2 (8.5)	42.6 (6.6)	30.1 (9.4)
1.6 Sal. (M) 29.4 (9.6)	39.8 (7.1)	28.8 (9.8)
1.6 Sal. (A) 28.5 (9.9)	36.2 (7.8)	25.9 (10.9)
1.6 Cpe.(M) 27.2 (10.4)	43.5 (6.5)	32.1 (8.8)

DIMENSIONS/WEIGHTS:

Length: 166.1 inches
 Width: 63.2 inches
 Height: 53.1 inches
 Kerb Weight: 2178 lbs



DATSUN UK LIMITED,



DATSUN HOUSE · NEW ROAD · WORTHING · BN13 3HD · SUSSEX

Designed & Printed by Datsun U.K. Ltd at Worthing

Datsun policy is one of continuous improvement. The right is reserved to change specifications, colours and prices of the models and items illustrated and described in this publication at any time. Where possible, any such changes which may be introduced after publication of this booklet but before it is supplied will be incorporated herein or announced by means of a notice prominently displayed in Datsun Dealerships at the point of supply. For the latest details always consult your Datsun Dealer.