

DATSUN

New Sunny Saloons, Coupe and Estates



JUNE 1980

New Sunny Saloons, Coupe and Estates

The success story of the Sunny has been legendary. It has earned a reputation for reliability that is second to none; it's a remarkably economical and trouble free car to own; it's delightfully easy and comfortable to drive and it's equipped with a long list of 'extras', which are supplied at no extra cost to you.

These are some of the qualities that have made the Sunny Britain's best selling traditional imported car for five successive years and a firm favourite with over 230,000 motorists in Britain.

Now the Sunny has a crisp new look with modern rectangular halogen headlamps fitted in a smart new grille with large wrap-around indicators. Rear lamp clusters have been restyled and the fascia has been redesigned and contains large easy-to-read instruments.

The new Sunny range now offers you an even wider selection of models with two and four door saloons, a sporting coupe, a spacious estate and a luxurious fastback estate car.

With the latest design features and some real improvements in its specification the new Sunny promises to continue in the best selling tradition of its predecessor.





Saloons

Whilst the new Sunny features the latest Datsun styling, all the established benefits of Sunny motoring have been retained. The famous 1200 cc engine, proven in millions of Sunnys around the world, is used in the new Sunny saloons so you can benefit from the lively performance, excellent economy and legendary reliability. The four door saloon is now also available with a 1397 cc engine based on the reliable Sunny unit, but with the power output up by 21%. You can enjoy the same light, precise gear change, dual circuit brakes with power assistance and the light steering with small turning circle that makes parking so much easier.

Automatic transmission is available with the 1397 cc engine on both two and four door saloons.

The new Sunny saloons are fully equipped to help you enjoy your motoring. An LW/MW push-button radio is fitted as standard. The two door model has a special 'walk-in' device providing easy access to the rear seats. Wind-screen wipers have three speeds including intermittent wipe and a useful wash/wipe facility. The advanced heating and ventilation system incorporates side window demisters. There is a highly accurate quartz clock, warning lights for the choke and handbrake, illuminated cigar lighter AND, of course, the usual Datsun 'extras' like heated rear window, tinted glass, reclining front seats, head restraints, reversing lights, hazard flashers and so on.

The new Sunny saloon brings a high level of refinement and quality to compact family motoring, combining style and luxury with economy and reliability.




Coupe

You can tell by its outstanding good looks that the new Sunny coupe is a special car. In concept, it's an elegant three door hatchback with sleek distinctive lines. But it's much more than just another hatchback. Its performance more than matches its sporting appearance thanks to a more powerful 1400 cc engine based on the reliable Sunny unit. A five speed, close ratio gearbox is available as an optional extra.

The new hatchback coupe is a comfortable four seater with reclining front seats and adjustable head restraints, sculptured rear bucket seats, luxury cloth upholstery and wall-to-wall carpeting. There's a special walk-in device for easy access to the rear seats and a comprehensive range of luxury equipment with a push-button radio, rev counter, quartz clock, tinted glass, three speed wipers with intermittent and wash/wipe, heated rear window, illuminated cigar lighter, warning lights for choke and handbrake and much more.

When you open the new Sunny's hatchback-style tailgate you have access to a spacious luggage area – and that's just the start! Operate the 'one-touch' control and the rear seats fold down separately to give you a 'multi-space' cargo area.

The new Sunny hatchback coupe offers style and versatility to the motorist looking for lively performance with economy and reliability – AND looking for a car that stands out from the crowd!



Fastback Estate

The new Sunny fastback estate is designed for the family man looking for extra performance, with economy, in a comfortable, well equipped four seater with 'multi-space' load carrying advantages.

Elegant fastback styling creates an immediate sporting impression – brisk acceleration and a top speed of up to 96 mph quickly emphasise the point.

The refined interior offers executive style comfort and luxury with 'soft touch' cloth upholstery, deep pile fitted carpets and equipment which includes a push-button radio, quartz clock, choke and handbrake warning lights, side window demisters, three-speed wipers with intermittent and wash/wipe, rear screen wiper and washer, tinted glass, heated rear window and more.

The wide opening high lift tailgate gives access to a spacious fully carpeted luggage area. Rear seats can be folded down individually to cater for awkward equipment or with both seats folded you have a really roomy, five foot long loading bay.

New four-link coil rear suspension is specially designed for superior riding comfort and safe, predictable handling.

The new fastback estate is an exciting addition to the best selling Sunny range. A practical, economical load carrier that is refined, comfortable and enjoyable to drive.

Trust Datsun to give you the best of both worlds.



Standard Equipment

stsz3



Fastback Estate

The new Sunny fastback estate is designed for the family man looking for extra performance, with economy, in a comfortable, well equipped four seater with 'multi-space' load carrying advantages.

Elegant fastback styling creates an immediate sporting impression – brisk acceleration and a top speed of up to 96 mph quickly emphasise the point.

The refined interior offers executive style comfort and luxury with 'soft touch' cloth upholstery, deep pile fitted carpets and equipment which includes a push-button radio, quartz clock, choke and handbrake warning lights, side window demisters, three-speed wipers with intermittent and wash/wipe, rear screen wiper and washer, tinted glass, heated rear window and more.

The wide opening high lift tailgate gives access to a spacious fully carpeted luggage area. Rear seats can be folded down individually to cater for awkward equipment or with both seats folded you have a really roomy, five foot long loading bay.

New four-link coil rear suspension is specially designed for superior riding comfort and safe, predictable handling.

The new fastback estate is an exciting addition to the best selling Sunny range. A practical, economical load carrier that is refined, comfortable and enjoyable to drive.

Trust Datsun to give you the best of both worlds.



Standard Equipment

Estates



Estate

The new Sunny estate car has been developed alongside the saloon to give quality and refinement in a practical vehicle for the motorist who needs extra space.

Unlike most estate cars of this size, the Sunny has four doors and a wide lift up tailgate, providing really easy access for passengers and luggage.

The interior is spacious and fully equipped. Front seats recline and have adjustable head restraints, and all seats are covered in attractive, durable vinyl leatherette. A one-touch control lets you fold down the rear seat back giving a really useful load area that's over five feet long, up to fifty-two inches wide and will take masses of luggage or equipment. The floor is low and flat for easy loading.

Like the other new Sunny models, the estate car incorporates some of the most up-to-date Datsun features including three-speed wipers with intermittent wipe and wash/wipe facility, side window demisters, a useful luggage room light, quartz clock, choke and handbrake warning lights, illuminated cigar lighter, as well as standard equipment like push-button radio, heated rear window, tinted glass, reversing lights, hazard flashers, etc.

The new Sunny estate car is designed for the motorist who wants style and refinement in a practical, economical load carrier, with all the benefits you get only from Datsun.



Standard Equipment



Rectangular halogen headlamps with modern wrap-around indicators.



Handy storage compartment for jack and tool kit on Coupe and Fastback Estate.




Highly accurate quartz clock is standard on all Sunny cars.




Impressive centre console houses radio, controls for advanced heating and ventilation system and cigar lighter.



Neatly re-designed rear lamp clusters containing reversing lights.




A useful vanity mirror is housed in the passenger sun visor.



Child-proof rear door locks are a new safety feature on 4-door Sunny models.



A large rev. counter is a sporting addition on the New Sunny Coupe.



Attractive new facia contains large easy-to-read instruments.

Specifications

	2 dr Saloon	4 dr Saloon	Coupe	Estate	Fastback Estate	
ENGINE						
Type	All models, 4 cylinder in line OHV water cooled					
Capacity (cc)	1171	1171 or 1397	1397	1171	1397	
Max power bhp/rpm (DIN)	52 at 5600	52 at 5600 or 63 at 5600	63 at 5600	52 at 5600	63 at 5600	
Max torque lbs/ft (DIN)	58.5 at 4000	58.5 at 4000 or 72.3 at 3600	72.3 at 3600	58.5 at 4000	72.3 at 3600	
Compression ratio	9.0:1	9.0:1	9.0:1	9.0:1	9.0:1	
Carburettor	All models, single downdraft, two barrel					
TRANSMISSION						
Type	All models, manual 4 speed all synchromesh. 5 speed optional extra on Coupe					
Clutch	All models, single plate diaphragm spring					
STEERING						
	All models, recirculating ball, ratio 16.4:1					
SUSPENSION						
Front	All models, independent, coil springs, damper struts					
Rear	4 link coil spring	4 link coil spring	4 link coil spring	Rigid axle leaf spring	4 link coil spring	
BRAKES						
	All models, power assisted disc front, drum rear. Automatic rear brake adjuster					
WHEELS & TYRES						
	All models, 4½J steel/155 SR x 13 radial					
DIMENSIONS						
Overall length (ins)	160.6	160.6	160.6	159.4	165.9	
Overall width (ins)	62.6	62.6	63.0	62.2	62.2	
Overall height (ins)	53.7	53.7	52.6	54.7	52.8	
Wheelbase (ins)	92.1	92.1	92.1	92.1	92.1	
KERB WEIGHT (lbs)						
	1830	1852 or 1885	1885	1940	1973	
GOVERNMENT FUEL CONSUMPTION TESTS – MPG (litres/100 kilometres)						
			4 spd	5 spd		
Constant 56mph (90km/h)	43.5 (6.5)	43.5 (6.5) or 42.8 (6.6)	42.8 (6.6)	47.9 (5.9)	41.5 (6.8)	40.4 (7.0)
Town Driving Cycle	34.0 (8.3)	34.0 (8.3) or 31.4 (9.0)	31.4 (9.0)		34.0 (8.3)	31.4 (9.0)
Constant 75mph (120km/h)	30.1 (9.4)	30.1 (9.4) or 30.7 (9.2)	31.7 (8.9)	33.2 (8.5)	28.8 (9.8)	28.8 (9.8)

DATSUN UK LIMITED

DATSUN HOUSE · NEW ROAD
WORTHING · BN13 3HD · SUSSEX

Designed and Printed by:
Datsun U.K. Ltd at Worthing

Datsun policy is one of continuous improvement. The right is reserved to change specifications, colours and prices of the models and items illustrated and described in this publication at any time. Where possible, any such changes which may be introduced after publication of this booklet but before it is supplied will be incorporated herein or announced by means of a notice prominently displayed in Datsun Dealership at the point of supply. For the latest details always consult your Datsun Dealer.