

TERRANO GRADES

The wide choices available with the Terrano certainly broaden your horizons. As well as 5-door or 3-door body styles, there are three grades, two different engines, the option of automatic transmission (on 3.0 litre only) and 10 exterior colours. Which all makes the Terrano the ideal vehicle to express your distinct personality.



S

STYLING

- Dual optic headlamps with integrated foglamps
- Body coloured grille
- Black electric, heated door mirrors
- Part body coloured bumpers
- 16" steel wheels with black centre caps
- Green tinted glass
- Disc type spare wheel cover
- High mounted stop lamp
- Front and rear mud guards

COMFORT AND CONVENIENCE

- Power assisted and tilt adjustable steering
- Electric tilt/slide sunroof with sun shade
- Power front windows (and rear on 5-door)
- Three 12 volt power sockets
- Sunvisor with passenger side vanity mirror
- Remote release fuel flap
- Tool kit

HEATING, VENTILATION & VISIBILITY

- 2 speed + variable intermittent front wiper
- 1 speed + variable intermittent rear wiper
- Rear heater ducts
- Pollen filter

SEATING, TRIM & STORAGE

- 'Sphere' interior trim
- Front seat lumbar support and height adjustment
- 2nd row folding seat (50/50 split)
- 3rd row removable folding seat (5-door only)

- Centre console storage box with lid, 2 cupholders, coin and card box, penholder and CD rack
- 2 in-dash cupholders
- Lockable glove box with lamp
- Rope hooks
- Floor luggage retention net
- Map pockets behind front seats
- Rear door storage nets

SAFETY

- Driver and passenger airbag
- ABS & EBD
- Height adjustable 3 point ELR front seatbelts
- Front seatbelt pretensioners
- 2x3 point A/ELR 2nd row seatbelts, static 2 point centre seatbelt
- 2x3 point A/ELR 3rd row seatbelts (5 door only)
- Height adjustable 1st and 2nd row headrests
- Childproof rear door locks

SECURITY

- Remote controlled keyless entry
- Central locking with anti-hijack feature
- NATS immobiliser
- Ultrasonic and perimeter alarm
- Flexible rear tonneau cover

IN-CAR ENTERTAINMENT

- In dash single slot CD/radio
- 4x15w speakers and 2 tweeters

SE

(additional features to S grade)

STYLING

- Chrome dual optic headlamps with integrated foglamps
- Chrome grille
- Body coloured electric, heated door mirrors
- Full coloured bumpers, overfenders and side guard mouldings (Stone Grey)
- 16" alloy wheels with chrome centre caps (x4)
- Aluminium side steps
- Moulded spare wheel cover

HEATING, VENTILATION & VISIBILITY

- Air conditioning in lieu of sunroof

SEATING, TRIM & STORAGE

- 'Ziggurat' interior trim
- Wood finish centre console
- Chrome inside door handles
- Chrome plated parking brake knob

SAFETY

- Front side airbags
- Active front seat headrests

IN-CAR ENTERTAINMENT

- Steering wheel audio controls

SVE

(additional features to SE grade)

STYLING

- Privacy glass (rear side windows)
- Roof rails
- Standard metallic paint

HEATING, VENTILATION & VISIBILITY

- Air conditioning and sunroof
- Heated front seats
- Headlamp washers

SEATING, TRIM & STORAGE


- Leather seat trim
- Leather steering wheel and gearshift knob

IN-CAR ENTERTAINMENT

- Stereo radio/cassette
- 6 disc CD autochanger




Arctic White S




Flame Red S


- S solid
- M metallic
- P pearlescent



Merlot M




Cabrera M



Amazon Green M



Silica P



Metallic Black M

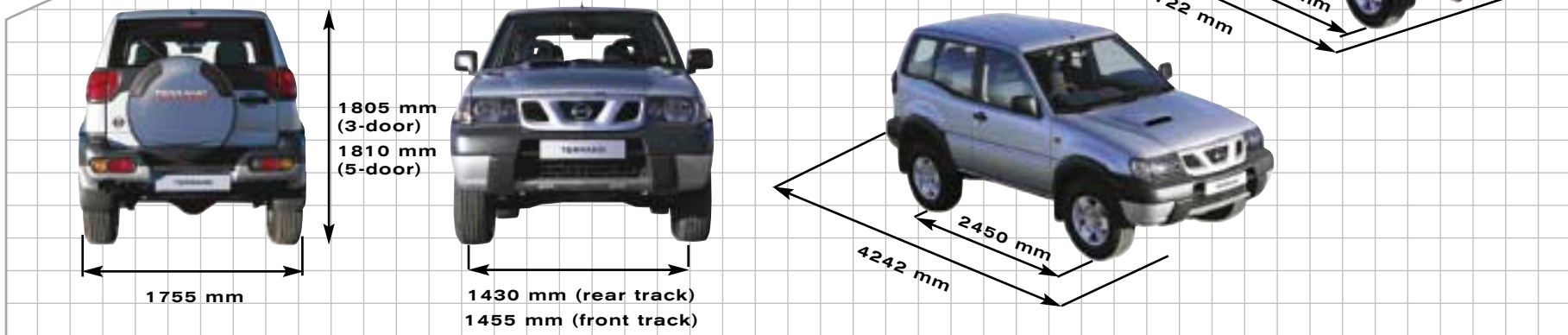


Starburst Silver M



Ocean Blue M

DIMENSIONS



UPHOLSTERY

- S** solid
- M** metallic
- P** pearlescent

Body Colour and interior trim	Code	S Sphere	SE Ziggurat	SVE Leather
Arctic White S	326	●	●	
Flame Red S	Z10	●	●	
Merlot M	AX5		○	●
Cabrera M	BY7	○		
Amazon Green M	DV8		○	●
Silica P	EY2			●
Metallic Black M	GN0			●
Starburst Silver M	KL0	○	○	●
Ocean Blue M	Z01		○	●

● Standard ○ Optional at extra cost
Body colours for SE and SVE are only available in combination with Stone Grey metallic bumpers, overfenders and side guard mouldings.

S - Sphere



SE - Ziggurat



SVE - Leather



Model	2.7 litre turbo diesel engine				3.0 litre turbo diesel engine				
	3-door		5-door		3-door		5-door		
Available grades			S, SE				SE (5-door auto only), SVE		
Seating capacity	persons	5		7		5		7	
Engine									
Engine code	TD27Ti				ZD30Ti				
No. of cylinders, configuration	4, in line				4, in line				
Valves per cylinder	2				4				
Air intake system	Turbo charged, intercooler				Turbo charged, intercooler				
Engine capacity	cm ³	2664		2953					
Bore x Stroke	mm	96.0x92.0		96.0x102.0					
Max. engine power ¹⁾	kW(hp)/min-1	92 (125) / 3600		113 (154) / 3600					
Max. torque ¹⁾	Nm/min-1	278 / 2000		304 / 1600 (343 / 2000)					
Compression ratio		21.9 ± 0.2		17.9 ± 0.8					
Fuel type		Diesel		Diesel					
Fuel supply		Indirect injection		Direct injection					
Emission control system		EGR		Oxidation Catalyst, EGR					
Drive Train									
Clutch type		Dry plate, mechanical				Dry plate, mechanical (Torque converter)			
Transmission		5-speed manual				5-speed manual (4-speed automatic: 5-door only)			
Gear ratio	1st	3.580		3.580 (2.785)					
	2nd	2.077		2.077 (1.545)					
	3rd	1.360		1.360 (1.000)					
	4th	1.000		1.000 (0.694)					
	5th	0.811		0.811 (-)					
	Reverse			3.636 (2.272)		1000 / 2020			
Transfer ratio high / low						3.900 (4.083) - Limited Slip Differential			
Final drive ratio and type		4.375 - Limited Slip Differential				3.900 (4.083) - Limited Slip Differential			
Driven wheels		4WD (part time)		4WD (part time)		4WD (part time)			
Chassis									
Suspension front / rear		Independent, double wishbone		with torsion and anti-roll bar/Live axle located by 5 links with coil springs and anti-roll bar					
Steering		Recirculating ball, power assisted							
Braking system (option)		Ventilated disc front, drum rear, front/rear split circuit, power assisted with EBD, 3 channel/5 sensor ABS							
Wheel size (option)		7J x 16 Steel (S grade), 7J x 16 Alloy							
Tyre (option)		235/70 R16							
Weights & Dimensions									
Kerb weight min./max. ²⁾	kg	1700 / 1815		1815 / 1935		1760 / 1845		1870 / 1965 (1895 / 1990)	
Gross Vehicle Weight	kg	2510		2580		2510		2580	
Max. pay load ³⁾	kg	810		765		750		710 (685)	
Max. axle weight front / rear	kg	1160 / 1460				1200 / 1460			
Max. trailer weight braked / unbraked	kg	2800 / 750				3000 (2000) / 750			
Max. vert. load on coupling point	kg	120				120			
Max. roof load	kg			100					
Overall length / width / height*	mm	4242 / 1755 / 1805		4722 / 1755 / 1810		4242 / 1755 / 1805		4722 / 1755 / 1810	
Wheelbase	mm	2450		2650		2450		2650	
Track front / rear	mm			1455 / 1430					
Luggage space	- min. length	1200		1500		1200		1500	
	- min. width**	1050		1050		1050		1050	
	- min. height	898		898		898		898	
Luggage capacity (VDA) rear seats unfolded/folded	litre (cu-ft)	335 / 1650 (11.8 / 58.2)		115 / 1900 (4.1 / 67.1)		335 / 1650 (11.8 / 58.2)		115 / 1900 (4.1 / 67.1)	
Fuel tank capacity	litre	72		80		72		80	
Performance									
Fuel consumption ³⁾	Urban cycle	l/100km [mpg]	11.8 [23.9]		11.9 [23.7]		11.3 [25.0]		11.8 [23.9] (12.8 [22.1])
	Extra-urban	l/100km [mpg]	8.6 [32.8]		8.7 [32.5]		7.4 [38.2]		7.6 [37.2] (8.3 [34.0])
	Combined	l/100km [mpg]	9.8 [28.8]		9.9 [28.5]		8.8 [32.1]		9.1 [31.0] (9.9 [28.5])
CO ₂ mass emission	g/km	260		263		232		240 (262)	
Max. speed	mph [km/h]	96 [155]		96 [155]		105 [170]		105 [170] (103 [166])	
Acceleration 0 - 100 km/h	sec	15.7		16.5		13.3		13.5 (14.0)	
Min. turning circle (kerb to kerb)	metre	10.8		11.4		10.8		11.4	

Data for automatic transmission in (brackets)

* Excluding roofrails

** Between wheel arches

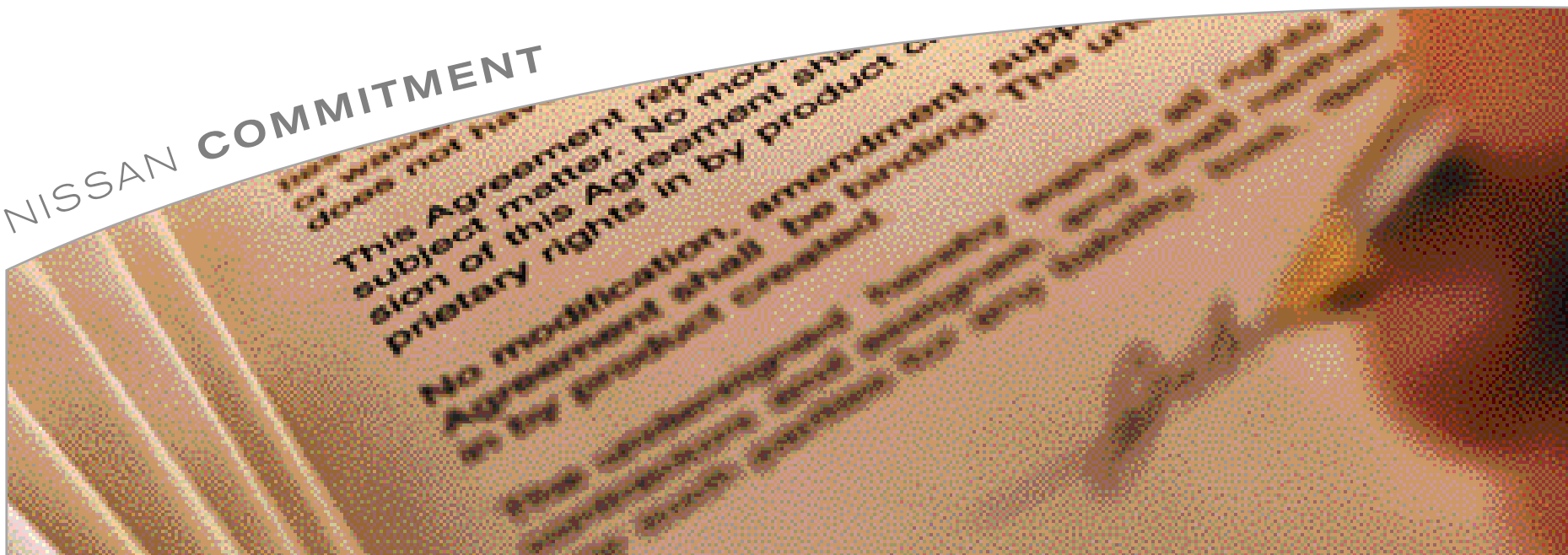
1) In accordance with 89/491/EEC or 97/21/EC.

2) Figures in accordance with EC directive. Kerb weight condition is without driver and including coolant, oils, fuel, spare wheel and tools. Pay load will be reduced depending on the options and/or accessories installed.

3) In accordance with 93/116/EC. (Optional equipment, maintenance, driving technique, road and weather conditions may affect the official results)

TECHNICAL SPECIFICATIONS

NISSAN COMMITMENT



Ownership

The Nissan philosophy of continuous improvement means we have a different approach to building cars. To make sure that every Nissan meets the real-life needs of its owner, we ask current Nissan drivers what they think of their cars before we start designing. Then there's our tough testing programme. To maintain our excellent reputation for reliability, dependability and safety, we test every single component to destruction. Finally, as the car is assembled, every worker checks his own job as well as that of the person before, ensuring our renowned standards of build quality and attention to detail.

KEEPING THINGS LOCAL

Nissan is committed to keeping its European operations on a local basis. There's a design centre in Germany. Technology Centres in Britain, Spain and Belgium. Manufacturing plants in Britain and Spain. Parts and vehicle distribution in the Netherlands. Our European headquarters in France. Because only through this structure can we continue to produce vehicles to suit the requirements of the people who'll actually drive them. And guarantee that somewhere, within our wide range of models available in Europe, there is one perfect for you.

AFTER-SALES SUPPORT

Our rigorous testing programme gives us the confidence to offer a comprehensive range of after-sales guarantees. All Nissan cars are covered by a 3-year or 100,000 km warranty (whichever comes first), 3-year paint warranty and 6-year anti-corrosion warranty. For extra peace of mind, we also offer a 24-hour pan-European assistance package, so you're also covered when you travel abroad.