



## The Honda Civic Range 2003



These specification details do not apply to any particular product which is supplied or offered for sale. The manufacturers reserve the right to vary their specifications, including colours, with or without notice and at such times in such manner as they think fit. Major as well as minor changes may be involved. Every effort, however, is made to ensure the accuracy of the particulars contained in this brochure. This publication shall not constitute in any circumstances whatsoever an offer by the Company to any person. All sales are made by the Distributor or Dealer concerned subject to and with the benefit of the standard Conditions of Sale and Warranty given by the Distributor or Dealer, copies of which may be obtained from him on request. This publicity material applies to the UK only Trade Descriptions Act (1968). Whilst efforts are made to ensure specification accuracy, brochures are prepared and printed several months in advance of distribution and consequently cannot always immediately reflect either changes in specification or in some isolated cases the provision of a particular feature. Customers are always advised to discuss specification details with the supplying Dealer especially if your model selection is dependent upon one of the features advertised.

### Honda (UK) - Cars

470 London Road, Slough, Berkshire, SL3 8QY  
Honda Contact Centre - Telephone: 0845 200 8000  
[www.honda.co.uk](http://www.honda.co.uk)



Printed on Recycled Paper

A division of Honda Motor Europe Ltd. No. 857969 Registered in England and Wales

Part No: CARM 0891  
Issue Date: 11/02

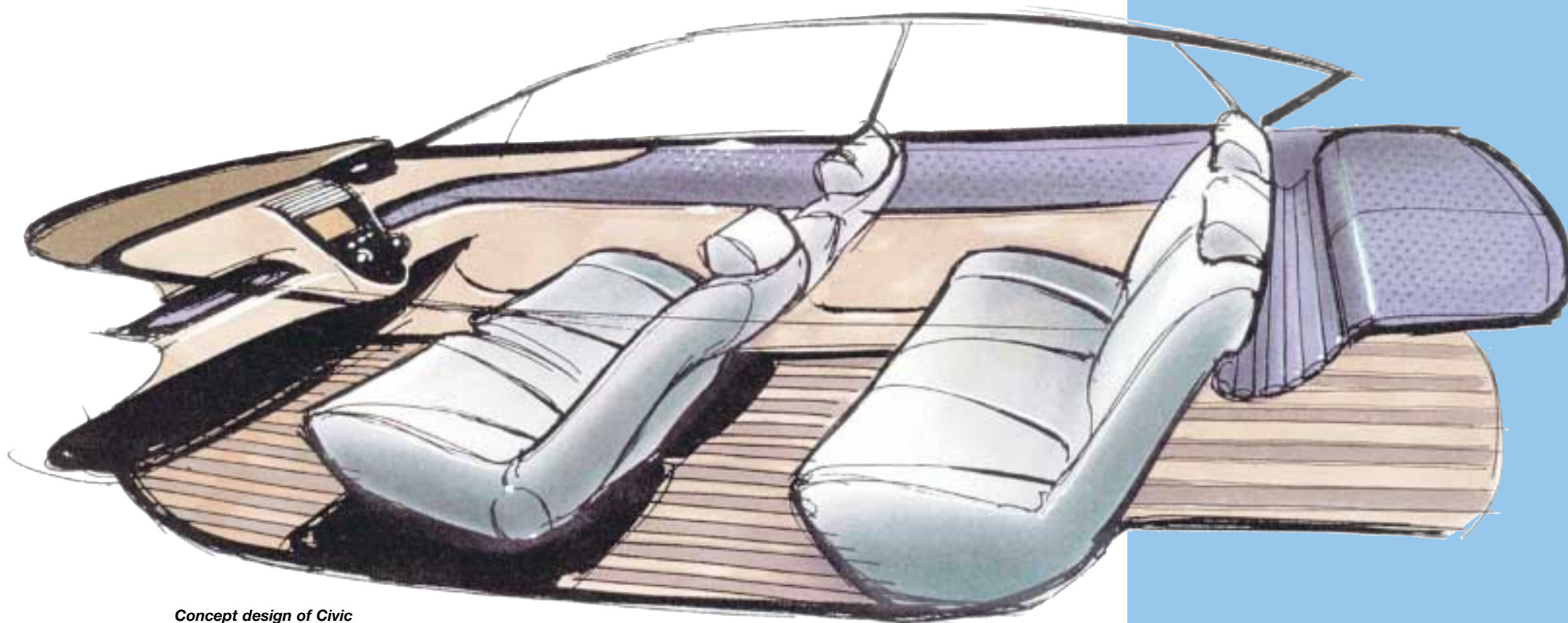




What if you had an idea and followed it as far as it would go? We took the deceptively simple concepts of space, style and performance, and applied them in different ways to create the new Civic family. A family that includes the most spacious and comfortable 5 door family hatchback on the road today, a stylish, sporty 3 door, and an elegant Coupé. And since Soichiro Honda himself said, "Racing is the fastest way to learn about safety and performance," we've used our decades of motorsport experience to produce a truly phenomenal hot hatch. One name, one badge, four very different personalities. Are you ready to be introduced?

The power of dreams

# Design - form and function



*Concept design of Civic*

Can four such diverse and distinctive cars really be related? Because they're all designed around the same basic principles, they have important elements in common. From the very first sketch, we decided we needed a completely flat floor to achieve the huge, spacious interior we wanted not only in the 3 and 5 door models, but the Type-R, too. We also wanted every Civic to be rewarding to drive, comfortable for passengers, and able to carry a sensible load. Above all, it had to be innovative, individual and a little out of the ordinary.

So how does each car get its own unique character? It's all a question of emphasis. Space remained the priority for the family-orientated 5 door. For the 3 door and Coupé, we gave particular attention to their looks. And the Type-R? A thoroughbred hot hatch.

And what does this mean to you? Whichever Civic you choose, it has the ideal balance of space, performance and style to suit the way you live your life. Simple common sense. Or should that be uncommon sense?



Designed around one essential element...

...YOU

Does it ever seem that the people who design cars are stuck in a bit of a rut? What makes this business fun for us is asking the questions others overlook. Such as, are you happy with where the gear stick is? It's probably not something you've ever really thought about - that's just where it's always been. But what if we moved it to the dashboard, bringing it closer to the steering wheel and creating extra room for handbags and stuff?

When we design cars, we always remember what - or rather who - is really important. We've always put people first, and base all we do on the principle of imaginative yet practical design. So, for instance, we've completely repackaged the Civic's suspension, transmission and exhaust systems. Result? Three adults can sit in the back in comfort, with all the headroom, legroom and shoulder-width they need to travel any distance in comfort.

All the Civic's innovative features are there for a reason. Which is? Because they make it more comfortable, relaxing and enjoyable to drive. How's that for radical thinking?



How's this for an intriguing contest? On one side, Honda, using every known device - and inventing a few new ones along the way - to make the Civic the safest car in its class. On the other, the European New Car Assessment Programme (EuroNCAP) crash-testers, ramming, rolling, shunting and otherwise totalling cars, all in the name of science. Two groups of people who really love their work. And the winner is? You.

The Civic's innovative impact-absorbing structures, plus driver and passenger airbags, Anti-lock Braking System (ABS), Electronic Brake-force Distribution (EBD) and Brake Assist as standard earned it a 4 star impact safety rating. You don't even have to be in it: NCAP also gave the Civic their highest-ever score for pedestrian safety, which is great news for the walkers, riders and runners among us. All winners, no losers. Isn't that how it should be?



Safety is never an option



# The VTEC difference

What gives the Civic its unique combination of effortless performance and outstanding fuel economy? The secret is VTEC - Variable Valve Timing and lift, Electronic Control. Sounds complex, but it's actually incredibly simple. In most engines, the valves open and close at set times regardless of engine speed. Although the VTEC engine produces ample torque across the rev range, things start to happen when it reaches 4,500 rpm. That's when the valves start working harder, drawing more air and fuel into the cylinders to produce a lot more power. Controlled electronically, it responds



**Outstanding performance, remarkable economy - VTEC makes the difference**

instantly to every change in engine speed and load for confident, exhilarating driving.

It gets better. Because we can produce more power and torque from a smaller engine, ours are lighter and more fuel-efficient than larger, cruder competitors. What about reliability?

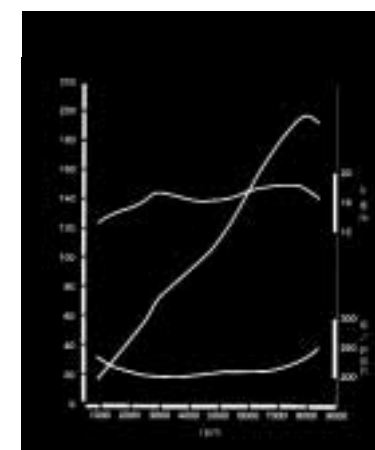


A VTEC system has never failed. Ever. And since the first one rolled off the line in 1989, we've built over 10 million of them.


Our 1.6 litre VTEC engine is available on both 3 and 5 door Civic models, with sensational 2.0 litre i-VTEC versions available on Type-R and Type-S models.

The 'i' in i-VTEC stands for intelligent and refers to our new combustion control technology. The beauty of this system is it's flexibility with outstanding performance across the rev range, combined with greater fuel economy, lower emissions and smooth effortless power delivery.

**The 2.0 litre 200ps DOHC i-VTEC engine of the Type-R is the ultimate incarnation of the Civic's engine technology**



Civic Type-R Power kW (ps)/rpm



Civic Type-R Gear Ratios

*Both the stylish 3 door and spacious 5 door Civic now offer a 1.7 litre turbo diesel option*



Why choose a diesel? Simple: excellent fuel economy and low running costs. The Civic CTDi's all-new 1.7 litre common rail turbodiesel returns over 56 mpg (combined cycle) - exactly what you need if you rack up an intergalactic mileage. It's clean, quiet and amazingly refined, too, with the latest technology to reduce CO<sub>2</sub> emissions.

On the road, power delivery is smooth across the rev range: on the motorway, it outguns all its main diesel rivals between 50 mph and the legal limit, which makes for more confident, and safer overtaking.

And even when the odometer reads like a teenager's telephone bill, the strong residual values every Honda enjoys mean you'll get more money back towards your next one.

Available in 3 and 5 door versions, the new CTDi adds another dimension to the Civic family, with its diesel engine providing the perfect complement to our world renowned range. If you're thinking diesel, you've come to the right people.

And introducing diesel





Just because cars are everyday things,  
their designs don't have to be.



**Civic 3 door** 15-22



**Civic 5 door** 23-30



**Civic Coupé** 31-36



**Civic Type-R** 37-42



## Civic 3 door

Who knows? One day you might decide it's time to ease up, settle down, and come over all responsible. Right now though, what you need is the Civic 3 door.

Bold, confident looks and a lively performance make this the perfect way to enjoy big nights out, long weekends away, shopping, commuting or just driving for the fun of it.

Just look at it. It would be easy to buy a Civic on its looks alone. But of course there's much more to this car than that. Attention to detail is our obsession and everything from the door handles to the dash layout has been meticulously thought out. Even the door mirrors are heated for those cold morning starts.





Ever considered moving further away from work? Called friends 100 miles away and invited yourself round for coffee? With a choice of superb 1.4i 16V or 1.6i 16V VTEC petrol, and the new 1.7 litre turbo diesel engines, a supple agile chassis and speed-sensitive power steering, the Civic 3 door can do strange things to your priorities.

And who can blame you? After all, it's not every car that can boast a computerised four-speed automatic option that senses everything from gradient to engine speed to keep the car in the perfect ratio regardless of car speed or terrain. So don't be too surprised if you start avoiding shortcuts, and volunteering to take people to the airport at 3 am - and we apologise in advance for any arguments you may have over who's not going to drive this time.



If this is where we started from, is it any wonder the Civic's exterior looks so good? Imaginative, practical design made solid - and we mean solid, as you'll discover when you try the switchgear and run an exploratory hand over the dash, which, incidentally, is where you'll find the gearshift. Why? Because it makes the interior more spacious, and feels more natural and immediate when you're driving. Above it are the controls for the air-conditioning, which is fitted as standard (except on E grade and Type-R models), as are electric windows, a tilt-adjustable steering wheel and 60/40 split rear seats. The specially-designed sports seats have extra bolstering for greater support and long-distance comfort.

In fact, the question ought to be "Why doesn't everyone do it this way?" Which is what anyone who drives a member of the Civic family usually ends up asking.

Model shown is Civic 1.6i VTEC SE with optional leather gear knob

Side airbag available on all models except 'E' grade and Type-R

Clear, easy-to-read instruments

Attention to detail



## Civic 1.6i VTEC Sport



Do you actively choose winding roads over straight ones? Do you sometimes think of timing your journey to work (to the 100th of a second)? Then you'll love the racy looks of the brand new 1.6i VTEC Sport.

This new Civic is for those who take style seriously and appreciate authentic sporty details like full sports kit, distinctive mesh grille and alloy wheels. In fact, the 1.6 Sport is the spitting image of the Type R. And that's just the outside.

Inside you'll find some special finishing touches like a leather gearshift knob and sports steering wheel, CD tuner and eye-catching white dials. Of course it's no use having the racing looks without the performance to match. No worries there. With a responsive and powerful 1.6i 16V VTEC engine, you'll find driving it an experience you will want to repeat. Often.



What if you need more room - for your kids, their friends, your friends, their kids, in comfort and in any combination? Time to move up to the Civic 5 door, voted Most Comfortable Car of 2001 and 2002 by What Car? magazine. Clever design opens up truly incredible interior space, despite the compact lines and low, purposeful stance.

It's also got masses of boot space, because in our experience, travelling light is an alien concept to children and grandchildren. Plus, of course, a generous standard specification, and a choice of engines including a 1.4i 16V, 1.6i 16V VTEC and a new 1.7i common rail turbo diesel option.

If you still believe practical means boring, we suggest you buy a new Thesaurus. Or even better, drive the Civic 5 door, the practical family car that's also a blast to drive.



Civic 5 door



*Car shown Civic 1.6i VTEC SE Executive with standard leather upholstery*

So how did we do it? In theory, it was easy: we started by working out how much room five people need to travel in comfort, and went from there. In practice, it meant putting the gearshift in the dash and doing away with the transmission tunnel to create a completely flat floor. We also had to redesign the suspension from scratch, and reposition the fuel tank, steering system and

exhaust. And having gone that far, it seemed only natural to include comforts like electric windows, 60/40 split rear seats and cup holders all round across the range, with air-conditioning and heated electric mirrors also standard on all 5 door models except the entry-level E grade. We think you'll find there's room for everything. Except improvement.



*CD player as standard on all models excluding E grade*



*Optional armrest*



*60/40 split rear seats*



*Clear, easy-to-read instruments*



A practical family car that's also a blast to drive? Talk about a tough design brief. Then again, we do have a considerable advantage, with our internationally-renowned VTEC engines and decades of motorsport experience to draw on. You just want to go shopping, drive to work or take the kids to school? Fine - the 1.4i 16V and 1.6i 16V VTEC petrol engines, as well as the new 1.7 litre turbo diesel option, will do the daily round year in, year out without so much as a murmur. But to appreciate them fully, you really need to find a nice, twisty road that lets you flick through the gears and feel the reassuring power of the disc brakes with ABS as standard. Where you can hear the engine note build, and sense the chassis holding the car firmly and precisely on track.



## New Civic Type-S



Life is full of compromises. So why should you have to make them with your car? The new 2.0 i-VTEC Type-S is the perfect combination of practical space (to satisfy your head) and heady performance (to satisfy your heart).

With sporty mesh grille and 15" alloy wheels, it doesn't look like a family car either - in fact we find kids love the sporty looks almost as much as adults.

To complete the picture, there are white sports dials, half leather sports seats and chrome detailing on the console, gear lever, air vents and door handles.

As for performance, you may want to holler as loudly as the kids in the back when the powerful 160PS, 2.0 i-VTEC engine kicks in. Compromise? No way.



## Civic Coupé

So, what if life lets you put style ahead of space on your motoring wish-list? Congratulations: you're in the fortunate position of being able to consider this most beautifully proportioned member of the Civic family. This is what you create when you take the Civic's radical design and push it just that little bit further: a Coupé with a unique dynamism and an air of quiet confidence.

Elegant, understated, yet with all the glamour and charisma the name embodies, our Coupé is the ultimate expression of Civic style. In this car, you don't just turn up. You've arrived.

31 | 32



*Model shown is Civic 1.7 VTEC Coupé  
16" alloy wheels optional*



*CD Player optional*



**Standard climate controlled air conditioning**

When you've lavished so much attention on the outside, doesn't the inside deserve the same treatment? We certainly think so, and the Civic Coupé boasts an interior that's quiet, comfortable and subtly stylish, using the finest materials for an immaculate fit and finish.



**Standard sporty red dials**

Everything in here is designed to enhance your driving experience. Tilt-adjustable steering wheel, height-adjustable driver's seat, electric windows, door mirrors, climate controlled air conditioning and tilt/slide sunroof let you create the perfect driving environment.



**Automatic option**

In fact, the only departure from the Coupé ideal is the unusually generous headroom and legroom in the back, which your passengers will thank you for when they insist on joining you. Unless, of course, you were planning to keep it all to yourself?



**Front electric windows as standard**

It's got the looks, but how does the Coupé shape up where it really counts - on the road? Let's start with the stats. The all-aluminium 1.7 litre 16-valve VTEC engine develops a potent 125 PS. Point that sleek bonnet at the horizon and the F1-inspired suspension gives the Coupé sharp, responsive yet immensely stable handling for tight twisty back roads or overtaking on the motorway.

All-round disc brakes, complete with Anti-lock Braking System (ABS), Electronic Brake-force Distribution (EBD) carve off speed swiftly and safely - and yes, those sporty 15" alloys and low-profile tyres in the main picture here are standard.

But the Civic Coupé is far more than facts and figures. It's your guarantee of a great first impression. And we all know how important that is.



*Model shown is Civic 1.7 VTEC Coupé  
15" Alloy wheels as standard*

# Civic Type-R



So which member of the Civic family do you turn to if it's pure performance you're after? Is there a wild child who shares your passion for soaring revs, kick-in-the-back acceleration and an engine note to set your scalp prickling? Meet the Civic Type-R - the finest, most exhilarating, most desirable hot hatch you can buy, according to both What Car? magazine and BBC's Top Gear. Everyone lucky enough to drive it has been bewitched by its electrifying performance, superlative handling and sheer entertainment value, traits inherited from the all-conquering Integra and Accord that started the whole Type-R phenomenon. And they say dreams don't come true?



Let's get one thing straight: the Civic Type-R is a highly specialised, uncompromising car for drivers who share our passion for power and performance. It is, quite simply, awesome.

Big claim? Not when you've got a 2.0-litre 16-valve DOHC i-VTEC engine developing 200 PS at 7,400. Which, incidentally, is more power per litre than a

certain Italian supercar with a charging bull on its badge. Maximum torque of 196 Nm, over 90% of it available at just 3,000 rpm. Six-speed close-ratio gearbox. Redline up around the 8,000 rpm mark. And, because we like this kind of thing as much as you do, it'll do 0-60 in just 6.4 seconds, and hit 146 mph if you take it on the track. That it'll

also return 31.7 mpg (combined cycle) on ordinary unleaded is just a bonus.

Can you use it for everyday transport? Sure - it's a Civic, so there's plenty of cabin and boot space, and it knows how to behave itself around town. But that's not why we built it. Nor, we suspect, why you will buy it.





**Unique Build number**      **Race-style seats**

When we say this is an uncompromising car, that goes for everything. So while there aren't any unnecessary frills or a single gram of excess weight anywhere, we haven't taken any short cuts in the comfort department. When you're experiencing the kinds of G-forces this car generates, you'll be glad of the Type-R's body-hugging racing-style seats. Materials, controls and instruments work together to create a concentrated, focused environment, with every element designed to put you in touch with the car, the road and your own senses.

*Please see Type-R brochure for further details.*

**16 valves and i-VTEC deliver exceptional power output**

And to make sure no-one gets to share this unique driving experience without an invitation, we've given the Type-R a formidable array of security equipment, including shielded deadlocks, a Thatcham Category-1 interior monitoring alarm and an integrated stereo with a special anti-theft fitting system.

The Type-R is inspired by our racing heritage. Are you?

Let's be clear. We're all aware of climate change, pollution and fossil fuel depletion. But we all need transport. The key is how a global corporation like Honda can satisfy this demand in a sustainable way.

Green policies aren't something we've bolted onto our activities – for over 10 years we've been committed to being industry leaders in environmental excellence and we apply our principles daily. These are to implement environmental management systems, minimise space, energy, emissions and waste. We also set goals, like our aim to achieve zero waste to landfill by 2010.

Honda of the UK Manufacturing (HUM) in Swindon is a prime example of our progress. They have now achieved certification to two Environmental Management Standards: ISO4001 and EMAS 2 registration. They've reduced their waste by 50% over the past three years and are well on the way to achieving the zero waste target.

Years of research into new technologies means our products are equally environmentally advanced.

All Honda vehicles have aluminium engines to reduce weight, increase efficiency and cut emissions. The Honda Insight, which runs on both petrol and battery power, was voted first in the Sports/Coupé

category of the Environmental Transportation Association's Car Buyers guide 2002, and is now widely recognised as the most environmentally friendly production car ever developed. In 2003 the new Civic IMA will be launched with similar technology, also making it the most environmentally friendly production car in its category.

We believe the future lies in alternative fuel and after years of development, our FCX fuel-cell vehicle has now been approved by the US Environmental Protection Agency and California Air Resource Board. Meaning sales could begin in North America and Japan as soon as the end of 2002.

As for our motorcycles, we have committed ourselves to reducing emissions by a third and increasing fuel efficiency by 30% and we are also planning to stop building two-strokes in favour of four strokes, even in 50 cc machines. Our outboard motors are already 90% cleaner than required under regulations coming into effect in 2006 and use no two stroke engines.

Good news for today's customers. Even better news for tomorrow's.

## Caring for the environment

What if we'd just called ourselves a car manufacturer? Think of all the amazing things we - and you - might have missed out on: our award-winning scooters, superlative motorcycles, not forgetting our world-renowned powerboat engines.

It's this desire to explore different branches of engineering, to make things happen through innovation and imagination, that makes us who we are. Sometimes, it's a question of finding a new take on existing technology - like the Civic's dash-mounted gearshift, or redesigning the suspension to open up extra cabin space.

But sometimes, we have to learn an entirely new science, and when we do, we often end up as world leaders. Take our revolutionary robot, ASIMO, which stands for Advanced Step in Innovative Mobility. Its remarkable walking technology allows it to negotiate stairs, rough surfaces and corners, while avoiding any obstacles in its path, making it ideal for work in hazardous environments. It's come out of our pioneering research to give the cars, bikes and who-knows-what we'll build in the future a uniquely human dimension. One day, you might even have something like it in your home.

Remember, you saw it here first.



# Innovation





# Colours and Trim

Understated chic or a bright, bold style - choose the look that suits you and your Civic best from our superb range of striking colours.

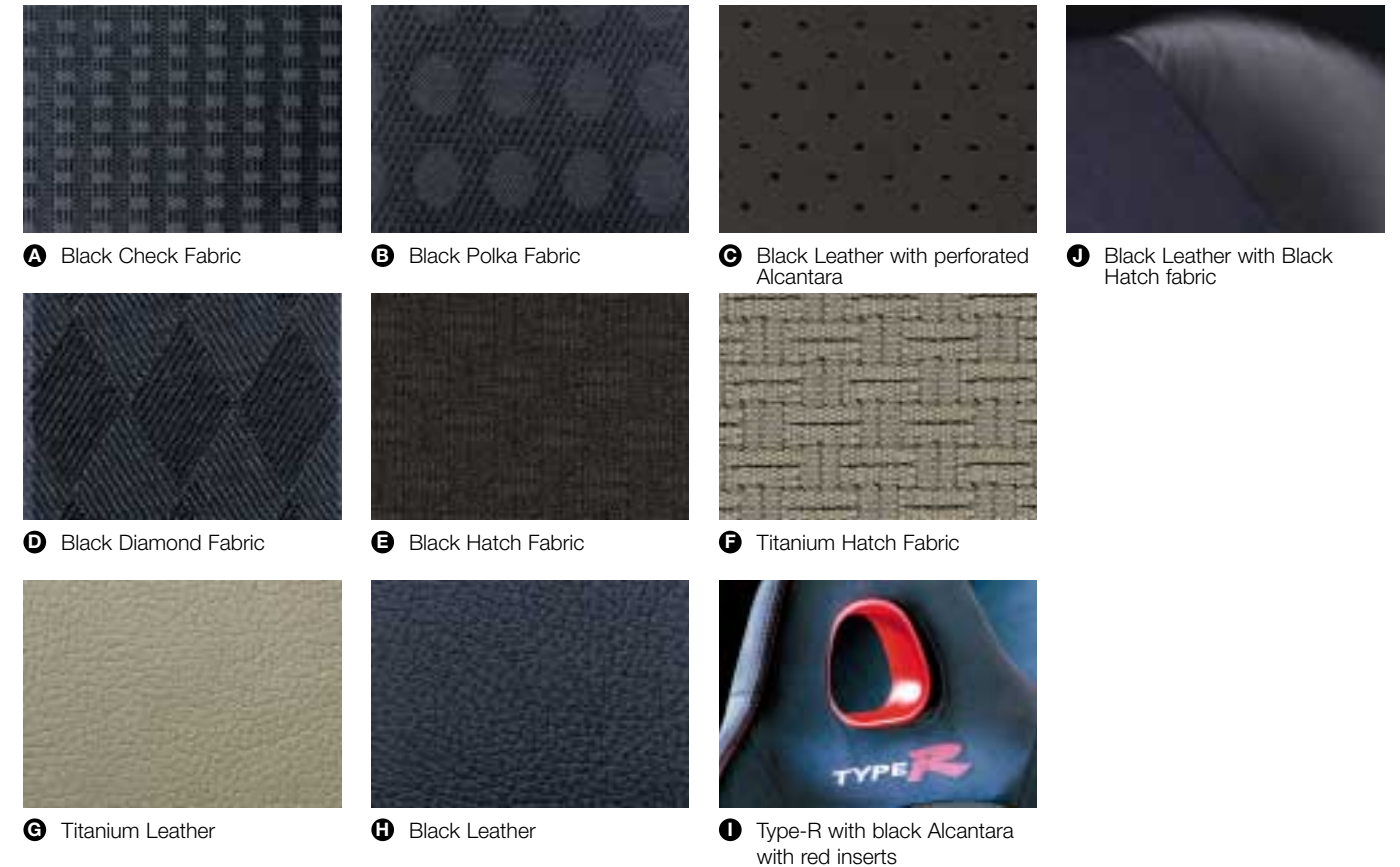
What you see isn't all you get. These deep, lustrous colours complete a thirteen-stage process designed

to keep your Civic corrosion-free - and because our paints are water-based, they do their bit to protect the environment, too. For the interior, we've chosen fabrics that are both stylish and long-lasting. For an added luxury, why not treat yourself to an optional sporty leather interior?

## Exterior Colours



## Interior Trims



### Civic 3 Door

	E	S	SE	SE Sport	VTEC Sport	Type-R
Taffeta White		A	B	C		
Eternal Blue Pearl	A	A	B	C		
Magnetic Blue Metallic		A	B	C		
Vivid Blue Pearl		A	B	C	C	
Aqua Green Metallic		A	B	C		
Clover Green Pearl		A	B	C		
Milano Red	A	A	B	C	C	I
Volcano Red Pearl		A	B	C		
Rallye Red						
Satin Silver Metallic	A	A	B	C	C	I
Titanium Metallic						
Nighthawk Black Pearl		A	B	C	C	I

### Civic 5 Door

	E	S	SE	SE Executive	2.0 i-VTEC Type-S	Coupé
Taffeta White		D	E	H	J	
Eternal Blue Pearl	D	D	E	G/H	J	B
Magnetic Blue Metallic		D	E	H	J	
Vivid Blue Pearl		D	E	H	J	
Aqua Green Metallic		D	E	H	J	
Clover Green Pearl		D	F	G/H	J	B
Milano Red	D	D	E	H	J	
Volcano Red Pearl		D	F	G/H	J	B
Rallye Red						B
Satin Silver Metallic	D	D	E	H	J	B
Titanium Metallic						B
Nighthawk Black Pearl		D	E	G/H	J	B

	1.4i E	1.4i S	1.6i VTEC S	1.6i VTEC SE	1.6i VTEC SE Sport	1.6i VTEC Sport	Type-R
<b>Engines</b>							
Engine type	SOHC	SOHC	SOHC VTEC	SOHC VTEC	SOHC VTEC	SOHC VTEC	SOHC VTEC
Engine displacement (cc)	1396	1396	1590	1590	1590	1590	1998
Maximum power (PS @ rpm)	90 @ 5600	90 @ 5600	110 @ 5600	110 @ 5600	110 @ 5600	110 @ 5600	200 @ 7400
Maximum torque (lb/ft @ rpm)	95 @ 4300	95 @ 4300	111 @ 4300	111 @ 4300	111 @ 4300	111 @ 4300	145 @ 5900
<b>Transmissions</b>							
5-speed manual	•	•	•	•	•	•	-
6-speed manual	-	-	-	-	-	-	•
4-speed automatic	-	-	○	○	○	-	-
<b>Performance (man/auto)</b>							
Maximum speed (mph)	110	110	116/113	116/113	116/113	116	146
Acceleration 0-62 mph (secs)	11.9	11.9	10.2/12.0	10.3/12.2	10.3/12.2	10.2	6.8
<b>Fuel economy - (man/auto)†</b>							
Urban mpg	35.3	35.3	32.8/29.4	32.8/29.4	32.8/29.4	32.8	23.0
L/100km	8.0	8.0	8.6/9.6	8.6/9.6	8.6/9.8	8.6	12.3
Extra urban mpg	52.3	52.3	51.4/49.6	51.4/49.6	51.4/49.6	51.4	40.4
L/100km	5.4	5.4	5.5/5.7	5.5/5.7	5.5/5.7	5.5	7.0
Combined mpg	44.8	44.8	42.8/39.8	42.8/39.8	42.8/39.8	42.8	31.7
L/100km	6.3	6.3	6.6/7.1	6.6/7.1	6.6/7.1	6.6	8.9
CO <sub>2</sub> emission (g/km)	150	150	157/169	157/169	157/169	157	2.12
<b>Weights and towing (kg)*</b>							
Kerb weight (man/auto)	1112	1126	1154/1181	1152/1182	1168/1195	1149	1204
Maximum towing weight (with brakes man/auto)	1200	1200	1200/1000	1200/1000	1200/1000	1200	n/a
Maximum towing weight (without brakes)	500	500	500	500	500	500	n/a
Maximum roof load	40	40	40	40	40	40	30
<b>Capacities (litres)</b>							
Boot capacity rear seat up	260	260	260	260	260	315	315
Boot capacity rear seat down (to window)	560	560	560	560	560	610	610
Fuel tank	50	50	50	50	50	50	50
<b>Wheels and tyres</b>							
Tyres	185/70 R14	185/70 R14	195/60 R15	195/60 R15	195/60 R15	195/60 R15	205/45 R17
Alloy wheels	Δ	Δ	Δ	15 x 6J	15 x 6J	15 x 6J	17 x 7J
Full size spare wheel	•	•	•	•	•	-	-
Space and weight saving spare wheel	-	-	-	-	-	•	•

	1.4i E	1.4i S	1.6i VTEC S	1.6i VTEC SE	1.6i VTEC SE Sport	1.6i VTEC Sport	Type-R
<b>Interior</b>							
High security integrated audio	•	•	•	•	•	•	•
Central locking	•	•	•	•	•	•	•
Remote keyless entry	-	•	•	•	•	•	•
Visible VIN	•	•	•	•	•	•	•
Honda Superlocks (shielded deadlocks)	•	•	•	•	•	•	•
Lockable glove box storage	•	•	•	•	•	•	•
<b>Exterior</b>							
Electric tilt and slide sunroof	-	-	-	-	•	-	-
Electric front windows	•	•	•	•	•	•	•
Electric/heated door mirrors	-	•	•	•	•	•	•
Body coloured bumpers	•	•	•	•	•	•	•
Body coloured door mirrors	-	-	-	-	•	•	•
Body coloured door handles	-	-	-	-	•	•	•
Body coloured side protection	Δ	Δ	Δ	Δ	Δ	Δ	Δ
Black side protection	Δ	Δ	Δ	Δ	Δ	Δ	Δ
Rear boot spoiler	•	•	•	•	•	•	•
Aerodynamic body kit	Δ	Δ	Δ	Δ	Δ	•	•
Micro antenna	•	•	•	•	•	•	•
Rear screen wash/wipe	•	•	•	•	•	•	•
Mud guards	Δ	Δ	Δ	Δ	Δ	-	-
Front fog lights	Δ	Δ	Δ	Δ	Δ	Δ	Δ
Mesh grille	-	-	-	-	-	•	•
<b>Comfort and convenience</b>							
Electric power assisted steering	•	•	•	•	•	•	•
Tilt adjustable steering wheel	•	•	•	•	•	•	•
Manual air conditioning	-	•	•	•	•	-	Δ
Climate controlled air conditioning	-	-	-	-	-	•	-
Pollen filter	-	•	•	•	•	•	-
Front cupholders	•	•	•	•	•	•	•
Leather steering wheel	-	-	-	-	-	-	-
Leather sports steering wheel	-	-	-	-	-	-	•
Centre console and multi-function box	•	•	•	•	•	•	•
Front power socket	•	•	•	•	•	•	•
Metallic effect gear shift knob	Δ	Δ	Δ	Δ	Δ	Δ	•

# Civic 3 door Specification and Equipment



<b>Instruments and controls</b>							
Tachometer	•	•	•	•	•	•	•
Digital clock (built into audio system)	•	•	•	•	•	•	•
Audible headlamp on reminder	•	•	•	•	•	•	•
Remote fuel filler release	•	•	•	•	•	•	•
Digital odometer	•	•	•	•	•	•	•
Internally adjustable headlights	•	•	•	•	•	•	•
<b>Safety</b>							
Dual front Supplemental Restraints System (SRS) airbags	•	•	•	•	•	•	•
Dual side Supplemental Restraint System (SRS) airbags	-	•	•	•	•	•	-
Front seat belt pre-tensioners	•	•	•	•	•	•	•
Anti-lock Braking System (ABS)	•	•	•	•	•	•	•
Electronic Brake-force Distribution (EBD)	•	•	•	•	•	•	•
Brake Assist	•	•	•	•	•	•	•
Front ventilated disc brakes	•	•	•	•	•	•	•
Rear disc brakes	-	-	•	•	•	•	•
Rear drum brakes	•	•	-	-	-	-	-
Side impact protection beams	•	•	•	•	•	•	•
High level rear brake light	•	•	•	•	•	•	•
5 x 3 point seat belts	•	•	•	•	•	•	-
Front and rear crumple zones	•	•	•	•	•	•	•
ISOFIX childseat restraint system	•	•	•	•	•	•	•
External temperature display	-	-	-	-	•	•	-
<b>Security</b>							
Rolling code ECU engine immobiliser	•	•	•	•	•	•	•
Perimeter alarm system	Δ	Δ	Δ	Δ	-	-	-
CAT 1 Ultrasonic Alarm system	Δ	Δ	Δ	Δ	•	•	•

Wood and leather gear shift knob (manual only)	Δ	Δ	Δ	Δ	Δ	Δ	Δ
Wood effect trim	Δ	Δ	Δ	Δ	Δ	Δ	Δ
Passenger vanity mirror	•	•	•	•	•	•	•
White sports dials	-	-	-	-	-	•	•
<b>Seating</b>							
Height adjustable driver's seat	•	•	•	•	•	•	-
Adjustable rear head restraints	Δ	Δ	Δ	•	•	•	•
60/40 folding rear seats	•	•	•	•	•	•	•
Full leather upholstery	Δ	Δ	Δ	Δ	Δ	Δ	Δ
Black leather bolster with perforated Alcantara panel	-	-	-	-	•	•	-
Racing style front seats (Alcantara trimmed)	-	-	-	-	-	-	•
<b>In Car Entertainment**</b>							
Stereo/radio cassette tuner with RDS	•	-	-	-	-	-	-
Stereo CD tuner with RDS	-	•	•	•	•	•	•
Additional CD player (in dash)	Δ	Δ	Δ	Δ	Δ	Δ	Δ
Additional MD player (in dash)	Δ	Δ	Δ	Δ	Δ	Δ	Δ
Additional CD and MD player (in dash)	Δ	Δ	Δ	Δ	Δ	Δ	Δ
Additional 6 CD player (in dash)	Δ	Δ	Δ	Δ	Δ	Δ	Δ
Additional 10 CD player (boot mounted)	Δ	Δ	Δ	Δ	Δ	Δ	Δ
Front speakers	•	•	•	•	•	•	•
Rear speakers	•	•	•	•	•	•	•
Tweeters	Δ	Δ	Δ	Δ	Δ	Δ	Δ
DVD satellite navigation system	Δ	Δ	Δ	Δ	Δ	Δ	Δ

Key • Standard Δ Dealer fit option ○ Factory fit option - Not available  
† Fuel consumption. These are the results of the new fuel consumption test gradually being phased in by the Department of Transport. This test is designed to give results that are more representative of actual average on-road fuel consumption.


\* Maximum towing weights are based on the ability of the car, with two occupants of 75kg each, to restart on a 12% gradient at sea level. At altitudes in excess of 1500 metres, engine output may drop with a reduction in towing capability. Extra weight, such as additional passengers or luggage, should also be deducted from the maximum towing weight.

\*\* For further information please refer to "Your Choice In Car Entertainment" brochure

	1.4i E	1.4i S	1.4i SE	1.6i VTEC S	1.6i VTEC SE	1.6i VTEC SE Executive	2.0 i-VTEC Type-S
<b>Engines</b>							
Engine displacement (cc)	1396	1396	1396	1590	1590	1590	1998#
Maximum power (PS @ rpm)	90 @ 5600	90 @ 5600	90 @ 5600	110 @ 5600	110 @ 5600	110 @ 5600	160 @ 6500*
Maximum torque (lb/ft @ rpm)	95 @ 4300	95 @ 4300	95 @ 4300	111 @ 4300	111 @ 4300	111 @ 4300	132 @ 5000*
<b>Transmissions</b>							
5-speed manual	•	•	•	•	•	•	•
4-speed automatic	-	-	○	○	○	○	-
<b>Performance (man/auto)</b>							
Maximum speed (mph)	109	109	108/101	115/109	115/109	115/109	131#
Acceleration 0-62 mph (secs)	12.1	12.1	12.3/15.0	10.4/12.3	10.4/12.4	10.6/12.5	8.5#
<b>Fuel economy (man/auto)†</b>							
Urban	mpg	34.0	34.0	34.0/28.5	32.8/ 29.4	32.8/28.8	28.0#
L/100km	8.3	8.3	8.3/9.9	8.6/9.6	8.6/9.8	8.6/9.8	10.1#
Extra urban	mpg	52.3	52.3	52.3/49.6	51.4/49.6	51.4/48.7	46.3#
L/100km	5.4	5.4	5.4/5.7	5.5/ 5.7	5.5/5.8	5.5/5.8	6.1#
Combined	mpg	44.1	44.1	44.1/39.2	42.8/39.8	42.8/39.2	37.7#
L/100km	6.4	6.4	6.4/7.2	6.6/7.1	6.6/7.2	6.6/7.2	7.5#
CO <sub>2</sub> emission (g/km)	153	153	153/172	157/169	157/172	157/172	178#
<b>Weights and towing (kg)*</b>							
Kerb weight (man/auto)	1141	1155	1159/1186	1172/1198	1176/1202	1144/1220	1264#
Maximum towing weight (with brakes man/auto)	1200	1200	1200/1000	1200/1000	1200/1000	1200/1000	1200#
Maximum towing weight (without brakes)	500	500	500	500	500	500	500#
Maximum roof load	60	60	60	60	60	60	60#
Maximum trailer nose weight	50	50	50	50	50	50	50#
<b>Capacities (litres)</b>							
Boot capacity rear seat up	325	325	325	325	325	325	370
Boot capacity rear seat down (to window)	732	732	732	732	732	732	775
Fuel tank	50	50	50	50	50	50	50
<b>Wheels and tyres</b>							
Tyres	185/70 R14	185/70 R14	195/60 R15	195/60 R15	195/60 R15	195/60 R15	195/65 R15
Alloy wheels	Δ	Δ	15 x 6J	Δ	15 x 6J	15 x 6J	15 x 6J
Full size spare wheel	•	•	•	•	•	•	-
Space and weight saving spare wheel	-	-	-	-	-	-	•

	1.4i E	1.4i S	1.4i SE	1.6i VTEC S	1.6i VTEC SE	1.6i VTEC SE Executive	2.0 i-VTEC Type-S
Remote keyless entry	-	•	•	•	•	•	•
Locking wheel nuts	Δ	Δ	•	Δ	•	•	•
Visible VIN	•	•	•	•	•	•	•
<b>Exterior</b>							
Electric tilt and slide sunroof with sunshade	-	-	-	-	-	•	-
Front electric windows	•	•	•	•	•	•	•
Rear electric windows	-	-	•	-	•	•	•
Electric/heated door mirrors	-	•	•	•	•	•	•
Heat-absorbing tinted windows	•	•	•	•	•	•	•
Body coloured bumpers	•	•	•	•	•	•	•
Body coloured door mirrors	-	-	•	-	•	•	•
Body coloured door handles	-	-	•	-	•	•	•
Body coloured side protection	-	-	•	-	•	•	•
Black side protection	•	•	-	•	-	-	-
Full sports pack	Δ	Δ	Δ	Δ	Δ	Δ	Δ
Rear hatch spoiler	Δ	Δ	Δ	Δ	Δ	Δ	•
Mesh grille	-	-	-	-	-	-	•
Front foglights	Δ	Δ	Δ	Δ	Δ	Δ	•
Mud flaps	Δ	Δ	Δ	Δ	Δ	Δ	•
<b>Comfort and convenience</b>							
Electric power assisted steering	•	•	•	•	•	•	•
Tilt adjustable steering wheel	•	•	•	•	•	•	•
Air conditioning	-	•	•	•	•	-	-
Climate controlled air conditioning	-	-	-	-	-	•	•
Pollen filter	-	•	•	•	•	•	•
Lockable glove box storage	•	•	•	•	•	•	•
Boot light	•	•	•	•	•	•	•
Cassette/CD storage	•	•	•	•	•	•	•
Seat back pocket	•	•	•	•	•	•	•
Front door pockets	•	•	•	•	•	•	•
Rear screen wash/wipe	•	•	•	•	•	•	•
Front cupholders	•	•	•	•	•	•	•
Leather steering wheel	Δ	Δ	•	Δ	•	•	•

# Civic 5 door Specification and Equipment



	1.4i E	1.4i S	1.4i SE	1.6i VTEC S	1.6i VTEC SE	1.6i VTEC SE Executive	2.0 i-VTEC Type-S
<b>Instruments and controls</b>							
Tachometer	•	•	•	•	•	•	•
Digital clock (built into audio system)	•	•	•	•	•	•	•
Audible headlamp on reminder	•	•	•	•	•	•	•
Remote fuel filler release	•	•	•	•	•	•	•
Digital odometer	•	•	•	•	•	•	•
<b>Safety</b>							
Dual front Supplemental Restraint System (SRS) airbags	•	•	•	•	•	•	•
Dual side Supplemental Restraint System (SRS) airbags	-	•	•	•	•	•	•
Front seat belt pre-tensioners	•	•	•	•	•	•	•
Height adjustable front seat belts	•	•	•	•	•	•	•
Anti-lock Braking System (ABS)	•	•	•	•	•	•	•
Electronic Brake-force Distribution (EBD)	•	•	•	•	•	•	•
Brake Assist	•	•	•	•	•	•	•
Front ventilated front disc brakes	•	•	•	•	•	•	•
Rear disc brakes	-	-	-	•	•	•	•
Rear drum brakes	•	•	•	-	-	-	-
Side impact protection beams	•	•	•	•	•	•	•
High level rear brake light	•	•	•	•	•	•	•
5 x 3 point seat belts	•	•	•	•	•	•	•
ISOFIX childseat restraint system	•	•	•	•	•	•	•
External temperature display	-	-	-	-	-	•	•
<b>Security</b>							
Rolling code ECU engine immobiliser	•	•	•	•	•	•	•
Perimeter alarm system	Δ	Δ	•	Δ	•	-	-
High security integrated audio	•	•	•	•	•	•	•
CAT 1 Ultrasonic Alarm system	Δ	Δ	Δ	Δ	Δ	•	•
Central locking	•	•	•	•	•	•	•

	1.4i E	1.4i S	1.4i SE	1.6i VTEC S	1.6i VTEC SE	1.6i VTEC SE Executive	2.0 i-VTEC Type-S
White sports dials	-	-	-	-	-	-	•
Centre console and multi-function box	-	-	•	-	•	•	•
<b>Seating</b>							
Height adjustable driver's seat	•	•	•	•	•	•	•
Full leather seats	-	-	-	-	-	•	-
Full leather sports interior	Δ	Δ	Δ	Δ	Δ	Δ	Δ
Half leather sports interior	-	-	-	-	-	-	•
Rear head restraints	•	•	•	•	•	•	•
Centre rear head rest	Δ	Δ	Δ	Δ	Δ	•	•
Centre rear arm rest	-	-	-	-	-	•	•
60/40 folding rear seats	•	•	•	•	•	•	•
Heated front seats	-	-	-	-	-	•	-
<b>In Car Entertainment**</b>							
Stereo cassette tuner with RDS	•	-	-	-	-	-	-
Stereo CD tuner with RDS	-	•	•	•	•	•	•
Front speakers	•	•	•	•	•	•	•
Rear speakers	•	•	•	•	•	•	•
Tweeters	Δ	Δ	Δ	Δ	Δ	Δ	Δ
Additional CD player (in dash)	Δ	Δ	Δ	Δ	Δ	Δ	Δ
Additional MD player (in dash)	Δ	Δ	Δ	Δ	Δ	Δ	Δ
Additional CD & MD player (in dash)	Δ	Δ	Δ	Δ	Δ	Δ	Δ
Additional 6 CD player (in dash)	Δ	Δ	Δ	Δ	Δ	Δ	Δ
Additional 10 CD player (boot mounted)	Δ	Δ	Δ	Δ	Δ	Δ	Δ
DVD based satellite navigation	Δ	Δ	Δ	Δ	Δ	Δ	Δ

Key • Standard Δ Dealer fit option ○ Factory fit option - Not available

† Fuel consumption. These are the results of the new fuel consumption test gradually being phased in by the Department of Transport. This test is designed to give results that are more representative of actual average on-road fuel consumption.

\* Maximum towing weights are based on the ability of the car, with two occupants of 75kg each, to restart on a 12% gradient at sea level. At altitudes in excess of 1500 metres, engine output may drop with a reduction in towing capability. Extra weight, such as additional passengers or luggage, should also be deducted from the maximum towing weight.

\*\* For further information please refer to "Your Choice In Car Entertainment" brochure.

# Internal Honda test figures

	3 door Civic Diesel		5 door Civic Diesel	
	1.7i CTDi SE	1.7i CTDi S	1.7i CTDi S	1.7i CTDi SE
<b>Engines</b>				
Engine displacement (cc)	1686	1686	1686	1686
Maximum power (PS @ rpm)	100 @ 4400	100 @ 4400	100 @ 4400	100 @ 4400
Maximum torque (lb/ft @ rpm)	162 @ 2800	162 @ 2800	162 @ 2800	162 @ 2800
<b>Transmissions</b>				
5-speed manual	•	•	•	•
4-speed automatic	-	-	-	-
<b>Performance (man/auto)</b>				
Maximum speed (mph)	113	113	113	113
Acceleration 0-62 mph (secs)	11.3	11.5	11.5	11.5
<b>Fuel economy (man/auto) †</b>				
Urban	mpg	44.8	44.8	44.8
	L/100km	6.3	6.3	6.3
Extra urban	mpg	64.2	64.2	64.2
	L/100km	4.4	4.4	4.4
Combined	mpg	56.5	56.5	56.5
	L/100km	5.0	5.0	5.0
CO <sub>2</sub> emission (g/km)		134	134	134
<b>Weights and towing (kg)*</b>				
Kerb weight (man)		1285	1309	1315
Maximum towing weight (with brakes man)		1200	1200	1200
Maximum towing weight (without brakes)		500	500	500
Maximum roof load		40	60	60
Maximum trailer nose weight		50	50	50
<b>Capacities (litres)</b>				
Boot capacity rear seat up		315	370	370
Boot capacity rear seat down (to window)		610	732	732
Fuel tank		50	50	50
<b>Wheels and tyres</b>				
Tyres		195/65 R15	195/65 R15	195/65 R15
Alloy wheels		15 x 6J	Δ	15 x 6J
Space saving spare wheel		•	•	•

	3 door Civic Diesel		5 door Civic Diesel	
	1.7i CTDi SE	1.7i CTDi S	1.7i CTDi S	1.7i CTDi SE
Remote keyless entry	•	•	•	•
Locking wheel nuts	•	-	-	•
Visible VIN	•	•	•	•
Honda Superlocks (Shielded deadlocks)	•	•	•	•
Lockable glove box storage	•	•	•	•
<b>Exterior</b>				
Front electric windows	•	•	•	•
Rear electric windows	-	-	-	•
Electric/heated door mirrors	•	•	•	•
Heat-absorbing tinted windows	•	•	•	•
Body coloured bumpers	•	•	•	•
Body coloured door mirrors	•	-	-	•
Body coloured door handles	-	-	-	•
Body coloured side protection	Δ	-	-	•
Black side protection	Δ	•	•	-
Rear boot spoiler	•	Δ	Δ	Δ
Front fog lights	Δ	Δ	Δ	Δ
Body styling kit	Δ	Δ	Δ	Δ
Micro antenna	•	•	•	•
Rear screen wash/wipe	•	•	•	•
Mud guards	Δ	Δ	Δ	Δ
<b>Comfort and convenience</b>				
Electric power assisted steering	•	•	•	•
Tilt adjustable steering wheel	•	•	•	•
Air conditioning	•	•	•	•
Pollen filter	•	•	•	•
Front cupholders	•	•	•	•
Leather steering wheel	•	-	-	•
Front power socket	•	•	•	•
Metallic effect gear shift knob	Δ	Δ	Δ	Δ
Wood effect gear shift knob	Δ	Δ	Δ	Δ
Wood effect trim	Δ	Δ	Δ	Δ

# Civic Diesel Specification and Equipment



	1.7i CTDi SE	1.7i CTDi S	1.7i CTDi SE
<b>Instruments and controls</b>			
Tachometer	•	•	•
Digital odometer	•	•	•
Internally adjustable headlights	•	•	•
Remote fuel filler release	•	•	•
Front map lights	•	-	•
Digital clock (built into audio system)	•	•	•
Audible headlamp on reminder	•	•	•
<b>Safety</b>			
Dual front Supplemental Restraint System (SRS) airbags	•	•	•
Dual side Supplemental Restraint System (SRS) airbags	•	•	•
Front seat belt pre-tensioners	•	•	•
Height adjustable front seat belts	•	•	•
Anti-lock Braking System (ABS)	•	•	•
Electronic Brake-force Distribution (EBD)	•	•	•
Brake Assist	•	•	•
Front ventilated disc brakes	•	•	•
Rear disc brakes	•	•	•
Side impact protection beams	•	•	•
High level rear brake light	•	•	•
5 x 3 point seat belts	•	•	•
Front and rear crumple zones	•	•	•
ISOFIX childseat restraint system	•	•	•
<b>Security</b>			
Rolling code ECU engine immobiliser	•	•	•
Perimeter alarm system	•	Δ	•
CAT 1 Ultrasonic Alarm system	Δ	Δ	Δ
High security integrated audio	•	•	•
Central locking	•	•	•

	1.7i CTDi SE	1.7i CTDi S	1.7i CTDi SE
Passenger vanity mirror	•	•	•
Seat back pocket	•	•	•
Front door pockets	•	•	•
Centre console and multi-function box	•	-	•
<b>Seating</b>			
Height adjustable driver's seat	•	•	•
Full sport leather upholstery	Δ	Δ	Δ
Rear head restraints	•	•	•
Centre rear head rest	Δ	Δ	Δ
60/40 folding rear seats	•	•	•
<b>In Car Entertainment**</b>			
Stereo cassette tuner with RDS	-	-	-
Stereo CD tuner with RDS	•	•	•
Front speakers	•	•	•
Rear speakers	•	•	•
Tweeters	Δ	Δ	Δ
Additional CD player (in dash)	Δ	Δ	Δ
Additional MD player (in dash)	Δ	Δ	Δ
Additional CD & MD player (in dash)	Δ	Δ	Δ
Additional 6 CD player (in dash)	Δ	Δ	Δ
Additional 10 CD player (boot mounted)	Δ	Δ	Δ
DVD Satellite Navigation system	Δ	Δ	Δ

Key • Standard Δ Dealer fit option ○ Factory fit option - Not available

† Fuel consumption. These are the results of the new fuel consumption test gradually being phased in by the Department of Transport. This test is designed to give results that are more representative of actual average on-road fuel consumption.

\* Maximum towing weights are based on the ability of the car, with two occupants of 75kg each, to restart on a 12% gradient at sea level. At altitudes in excess of 1500 metres, engine output may drop with a reduction in towing capability. Extra weight, such as additional passengers or luggage, should also be deducted from the maximum towing weight.

\*\* For further information please refer to "Your Choice In Car Entertainment" brochure

	1.7i VTEC
<b>Engines</b>	
Engine displacement (cc)	1668
Maximum power (PS @ rpm)	125 @ 6300
Maximum torque (lb/ft @ rpm)	112 @ 4500
<b>Transmissions</b>	
5-speed manual	•
4-speed automatic	○
<b>Performance (man/auto)</b>	
Maximum speed (mph)	126/122
Acceleration 0-62 mph (secs)	9.6/11.1
<b>Fuel economy (man/auto)†</b>	
Urban	mpg 32.1/29.1
	L/100km 8.8/9.7
Extra urban	mpg 51.4/49.6
	L/100km 5.5/5.7
Combined	mpg 42.2/39.2
	L/100km 6.7/7.2
CO <sub>2</sub> emission (g/km)	159/170
<b>Weights and towing (kg)*</b>	
Kerb weight (man/auto)	1162/1187
Maximum towing weight (with brakes man/auto)	1200/1000
Maximum towing weight (without brakes)	500
Maximum roof load	50
Maximum trailer nose weight	50
<b>Capacities (litres)</b>	
Boot capacity rear seat up	390
Fuel tank	50

	1.7i VTEC
<b>Security</b>	
Rolling code ECU engine immobiliser	•
Perimeter alarm system	•
CAT 1 Ultrasonic Alarm system	Δ
High security integrated audio	•
Central locking	•
Remote keyless entry	•
Locking wheel nuts	•
Visible VIN	•
<b>Exterior</b>	
Electric tilt and slide sunroof	•
Front electric windows	•
Electric/heated door mirrors	•
Heat-absorbing tinted windows	•
Body coloured bumpers	•
Body coloured door mirrors	•
Body coloured door handles	•
Full sports pack	Δ
Rear boot spoiler	Δ
Front fog lights	Δ
<b>Comfort and convenience</b>	
Electric power assisted steering	•
Tilt adjustable steering wheel	•
Climate-controlled air conditioning	•
Pollen filter	•
Front cupholders	•
Driver/passenger vanity mirror	•

## Civic Coupé Specification and Equipment



<b>Wheels and tyres</b>	
Tyres	195/60 R15
Alloy wheels	15 x 6J
Full size spare wheel	•
<b>Instruments and controls</b>	
Tachometer	•
Digital odometer	•
Internally adjustable headlights	•
DVD Satellite Navigation System	Δ
Remote boot release	•
Front map lights	•
<b>Safety</b>	
Dual front Supplemental Restraint System (SRS) airbags	•
Dual side Supplemental Restraint System (SRS) airbags	•
Front seat belt pre-tensioners	•
Anti-lock Braking System (ABS)	•
Electronic Brake-force Distribution (EBD)	•
Brake Assist	•
Front ventilated disc brakes	•
Rear disc brakes	•
Side impact protection beams	•
High level rear brake light	•
5 x 3 point seat belts	•

Front door pockets	•
<b>Seating</b>	
Height adjustable driver's seat	•
Sports leather interior	Δ
Rear head restraints	•
<b>In Car Entertainment**</b>	
Stereo cassette tuner with RDS	•
Stereo CD tuner with RDS	Δ
Front speakers	•
Rear speakers	•
Tweeters	Δ
Additional CD player (in dash)	Δ
Additional MD player (in dash)	Δ
Additional CD & MD player (in dash)	Δ
Additional 6 CD player (in dash)	Δ
Additional 10 CD player (boot mounted)	Δ

Key • Standard Δ Dealer fit option ○ Factory fit option - Not available

† Fuel consumption. These are the results of the new fuel consumption test gradually being phased in by the Department of Transport. This test is designed to give results that are more representative of actual average on-road fuel consumption.

\* Maximum towing weights are based on the ability of the car, with two occupants of 75kg each, to restart on a 12% gradient at sea level. At altitudes in excess of 1500 metres, engine output may drop with a reduction in towing capability. Extra weight, such as additional passengers or luggage, should also be deducted from the maximum towing weight.

\*\* For further information please refer to "Your Choice In Car Entertainment" brochure

When something goes wrong, you want it fixed. Better yet, you'd rather nothing went wrong in the first place. You need help, advice, reassurance - this is a big thing you're doing here.

These are not unreasonable demands in this day and age. Odd, then, that we seem to be the only people who think buying a car should be easy. Satisfying. Even, dare we say it, fun.

We start from a position of strength by building our cars to exceedingly high standards. But we take nothing for granted. Every new Honda is covered by a three-year, 90,000-mile mechanical warranty. One call to Hondacare on 01992 655 210, and you can make that up to eight years.

Once you've chosen your new Honda, there's the small matter of paying for it. No problem - Honda Finance packages are tailor-made to suit your budget and circumstances. We can even do you a competitive insurance package.

Before it leaves the forecourt, your new Honda undergoes an 80-point pre-delivery inspection, and we don't let it out of our sight until all the paperwork's sorted, and you're happy with how everything works.

Should anything stop working, whether you're on the road, at home or even in Europe, three-years' free Hondacare Assistance membership means you'll never be left stranded. If it's something more serious, the Honda Accident Helpline on 0800 068 0510 will have your vehicle recovered, and put you in touch with the nearest Honda Approved Bodyshop.

What about used cars? All our Approved Used Cars, regardless of make, go through a rigorous selection process, then we subject them to the same pre-sale routine as our new cars. As well as a minimum 12 months' Hondacare guarantee cover, you have the added peace of mind of our 30 day exchange plan. You don't like it, you can bring it back, even if there's nothing wrong with it. No questions asked. For more information, please call the Honda Contact Centre on 0845 200 8000,

Putting you first

