



The Honda Range



These specification details do not apply to any particular product which is supplied or offered for sale. The manufacturers reserve the right to vary their specifications, including colours, with or without notice and at such times in such manner as they think fit. Major as well as minor changes may be involved. Every effort, however, is made to ensure the accuracy of the particulars contained in this brochure. This publication shall not constitute in any circumstances whatsoever an offer by the Company to any person. All sales are made by the Distributor or Dealer concerned subject to and with the benefit of the standard Conditions of Sale and Warranty given by the Distributor or Dealer, copies of which may be obtained from him on request. This publicity material applies to the UK only Trade Descriptions Act (1968). Whilst efforts are made to ensure specification accuracy, brochures are prepared and printed several months in advance of distribution and consequently cannot always immediately reflect either changes in specification or in some isolated cases the provision of a particular feature. Customers are always advised to discuss specification details with the supplying Dealer especially if your model selection is dependent upon one of the features advertised.

Honda (UK) - Cars

470 London Road, Slough, Berkshire, SL3 8QY
Honda Contact Centre - Telephone: 0845 200 8000
www.honda.co.uk



Printed on Recycled Paper



Contents

New Jazz	3
Civic 3 door	5
Civic Type-R	7
Civic 5 door	9
Civic Coupé	11
Stream	13
Accord 4 door	15
Accord 5 door	17
Accord Sport	19
Accord Type-V	21
Accord Type-R	23
HR-V 3 door	25
HR-V 5 door	27
New CR-V	29
Insight	31
Legend	33
New Honda S2000	35
New NSX	37
Accessories	39
Environment	41
Service Package	43
Specifications	45
Information Request	47



The Range

*Every Honda is designed to excite,
to inspire and to perform.*

Every Honda is engineered to the highest standards and includes some of the most advanced technology and best build quality in the market. Conventional production techniques are not good enough for Honda. In fact, we even build the machines that build our cars.

To further ensure there is no compromise in build quality, we systematically check our cars at every stage of the manufacturing process.

If necessary, we'll even change the process. It's what we call our 'right first time' policy. For example, to stop air bubbles forming beneath the surface of the car's paintwork, we developed a highly sophisticated dip and roll painting technique to ensure a perfect finish.

Every Accord 4 and 5 door, Civic 3 and 5 door and CR-V starts life on our state-of-the-art production line in Swindon, Wiltshire, where in 1994 we won the Queen's Award for Export Achievement.





Model shown is 1.4 i-DSI SE Sport

J a z z

New Jazz

The small car that makes almost anything seem possible, the new Honda Jazz is flexible, economical and, above all, fun.



Agile, intelligent and with a specification and build quality you won't find anywhere else in its class, the new Jazz redefines how a small car should be. It's compact for effortless manoeuvrability around town, yet incredibly spacious inside, with room for five, plus the incredible flexibility of our unique Magic Seat system for easy loading.

The Jazz's sharp exterior styling is matched by its cool, contemporary interior. Standard equipment includes electric windows and mirrors, power steering, twin airbags and central locking, with air-conditioning, and ABS/EBD on SE and SE Sport models. Across the range, the new-generation 1.4 litre i-DSI engine combines lively performance with exceptional fuel efficiency, delivering 83 PS and a shade under 50 mpg (combined cycle). Fun to drive and easy to live with, the new Jazz is the small car you - and your friends - will want to be seen in, wherever you're heading.

1.4 i-DSI engine

Optional automatic CVT-7 (Continuously Variable Transmission with 7 speed manual mode)*

Electronic ABS (Anti-lock Braking System) with EBD (Electronic Brakeforce Distribution) and Brake Assist*

Driver and passenger SRS airbags

Side impact protection beams

Front seatbelt pre-tensioners

Front disc brakes

Electric front windows

Electrically adjustable and heated wing mirrors

Body coloured bumpers

Power assisted steering

Tilt adjustable steering wheel

Central Locking

Remote keyless entry*

ECU engine immobiliser

Seat base fold-up for two storage areas

Seat back fold-flat (with head restraints) for one large storage area

60:40 split rear seats

Visible VIN

Shielded deadlocks

Integrated high security audio

5 x 3 point seatbelts

ISOFix childseat restraint system

*on 1.4 SE and 1.4 SE Sport models

J a z z

Civic 3 door

Smart, stylish and incredibly spacious, the sporty Civic 3 door offers you an exciting new way to Live it.

Boasting clean, crisp lines, superb handling and ride quality, the 3 door offers a choice of fuel-injected and VTEC engines, plus the unrivalled cabin space and innovative interior design that have won the Civic universal acclaim since its launch in 2001. Dream it, drive it - Live it.

- 1.4i 16v or 1.6i 16v VTEC petrol and 1.7i DOHC turbo diesel engines
- Electronic ABS (Anti-lock Braking System) with EBD (Electronic Brakeforce Distribution) and Brake Assist
- Driver and passenger SRS airbags
- Side SRS airbags (excluding E and Type-R)
- Side impact protection beams
- Front seat belt pre-tensioners
- Front disc brakes
- Compact McPherson strut front suspension
- Double wishbone rear suspension
- Electric windows
- Electric heated door mirrors (excluding E)
- Body coloured bumpers
- Body coloured roof spoiler
- Air conditioning (optional on Type-R and E)
- Electric power assisted steering
- Tilt adjustable steering wheel
- Central locking
- Remote keyless entry (excluding E)
- ECU engine immobiliser
- Remote fuel filler release
- 60:40 split folding rear seats
- Height adjustable driver's seat (excluding Type-R)
- Visible VIN
- Shielded deadlocks
- Integrated high security audio
- ISOfix childseat restraint system
- Optional 4-speed automatic transmission with Grade Logic Control (excluding 1.4i E and S grades and Type-R)



Model shown is 1.6i VTEC SE Sport



Model shown is 1.6i VTEC SE Sport



C i v i c T y p e - R

Civic Type-R

With its racing pedigree and a specification that reads like a driver's wish-list, this awesome car adds a new chapter to the Type-R legend.



- 2.0 litre i-VTEC engine
- 200 PS @ 7400 rpm
- Electronic ABS (Anti-lock Braking System) with EBD (Electronic Brakeforce Distribution)
- 6-speed gearbox
- 17" Alloy wheels
- Driver and passenger SRS airbags
- Side impact protection beams
- Front seat belt pre-tensioners
- Compact McPherson strut front suspension
- Double wishbone rear suspension
- Electric windows
- Heat-absorbing tinted windows
- Electric heated door mirrors
- Type-R sports seats
- High level rear brake light
- Headlight on reminder buzzer
- Electric power assisted steering
- Tilt adjustable steering wheel
- Central locking
- Remote keyless entry
- ECU engine immobiliser
- CAT 1 Ultrasonic alarm
- Remote fuel filler release
- 60:40 split folding rear seats
- Stereo CD tuner with RDS

An all-new 2.0 litre i-VTEC engine developing a scorching 200 PS. Six-speed close-ratio gearbox. A taut, responsive chassis specifically engineered for unsurpassed stability, precision and control. A racing-inspired interior featuring body-hugging Type-R seats, white dials, and an alloy gearshift mounted in the fascia. But the only place to appreciate the power, poise and sheer presence of this superlative high-performance car is on the open road - where it truly belongs.



C i v i c T y p e - R

Civic 5 door

The hatchback reinvented.



Interior shown is 1.6i VTEC SE Executive

This is it. The seventh generation of Honda's most successful European car ever. This is the new Civic 5 door.

Every millimetre, every detail, is there for a reason - because you want it. There's inspiration all around you. More space inside than ought to be possible. More style outside than should be allowed. All to give you more of everything you need.

WHATCAR?
CAR
OF THE
YEAR
2001
SMALL HATCH

WINNER OF

WHATCAR
COMFORT
TEST
2002

WHATCAR
COMFORT
TEST
2001



- 1.4i 16v or 1.6i 16v VTEC petrol and 1.7i DOHC turbo diesel engines
- Electronic ABS (Anti-lock Braking System) with EBD (Electronic Brakeforce Distribution) and Brake Assist
- Driver and passenger SRS airbags
- Side SRS airbags (excluding E)
- Side impact protection beams
- Front seat belt pre-tensioners
- Front disc brakes
- Compact McPherson strut front suspension
- Double wishbone rear suspension
- Electric front windows
- Electric heated door mirrors (excluding E)
- Body coloured bumpers
- Electric power assisted steering
- Tilt adjustable steering wheel
- Air conditioning (optional on E)
- Central locking
- Remote keyless entry (excluding E)
- ECU engine immobiliser
- Remote fuel filler release
- 60:40 split folding rear seats
- Height adjustable driver's seat
- Visible VIN
- Shielded deadlocks
- Integrated high security audio
- ISOfix childseat restraint system
- Optional 4-speed automatic transmission with Grade Logic Control (excluding E and 1.4i S)



Model shown is 1.6i VTEC SE Executive



Civic Coupé

The sleek Civic Coupé makes stylish motoring something you can easily afford.

- 1.7i 16v VTEC engine
- Alloy wheels
- Driver, passenger and side SRS airbags
- Side impact protection beams
- Front seat belt pre-tensioners
- Compact McPherson strut front suspension
- Electric windows
- Heat-absorbing tinted windows
- Electric heated door mirrors
- Body coloured bumpers
- Electric tilt and slide sunroof
- High level rear brake light
- Headlight on reminder buzzer
- Climate controlled air conditioning
- Power assisted steering
- Tilt adjustable steering wheel
- Central locking
- Remote keyless entry
- ECU engine immobiliser
- Remote boot/fuel filler release
- 60:40 split folding rear seats
- Stereo cassette tuner with RDS
- Optional 4-speed automatic transmission with Grade Logic Control



CD player optional

Built to uncompromising standards it features a low profile body, a spacious interior giving a generous amount of leg and head room, excellent specification and a spirited 16 valve engine.

It's also extremely economical and reliable, not to mention highly individual in design.

Stream

A seductive combination of sports-coupé handling and performance with estate-car space and versatility.

2.0 litre i-VTEC engine and 1.7 VTEC engines

Electronic ABS (Anti-lock Braking System) with EBD (Electronic Brakeforce Distribution) and Brake Assist

Alloy wheels (excluding S)

Driver, passenger and side SRS airbags

Front seat belt pre-tensioners

Heat absorbing tinted windows

Body coloured door mirrors (excluding S)

Body coloured bumpers

Electric tilt and slide sunroof (excluding S)

Air conditioning*

Power assisted steering

Tilt adjustable steering wheel

Central door locking

Remote keyless entry

ECU engine immobiliser

60:40 split folding second row seats

Flat folding third row seats

Driver's seat height adjustment

*Climate controlled air conditioning on 2.0 SE Sport



Interior shown is 2.0 i-VTEC SE Sport

The new Stream is the definitive sports activity vehicle - a genuine driver's car that lets you take whatever and whoever - you want along for the ride.

Powered by an all-new 156 PS 2.0 litre i-VTEC engine and incorporating technology inspired by Formula One, Stream is designed for maximum driving satisfaction, with extra space when you need it thanks to its seven seats and generous, flexible load space. A superb standard specification, inspiring performance and bold, clean lines make Stream a stylish, innovative and distinctive package - with a unique extra dimension.



S t r e a m



Model shown is 2.0 i-VTEC SE Sport

S t r e a m



Model shown is 2.0i VTEC SE Executive

Accord 4 door

Since its launch in 1998, the Accord 4 door has won universal acclaim on its way to becoming the world's best-selling saloon.



Interior shown is 2.0i VTEC SE Executive

World-class engineering, outstanding build quality, unrivalled driving enjoyment and easy ownership have earned the Accord 4 door a formidable reputation among the press and public alike. Powered by our award-winning fuel-injected 1.8, 2.0 and 2.3 litre VTEC engines, developing 136, 147 and 152 PS respectively, the Accord is a true driver's car, with the poised, supple handling you'd expect from our motorsport heritage.

Air-conditioning, all-round disc brakes with ABS/EBD, power windows and dual airbags are standard on S, SE, SE Executive and Type-V models, offering exceptional comfort and value for money. With generous load space, low running costs, inspiring performance and all-round flexibility, the Accord 4 door is the car you can use - and enjoy - every day.

- 1.8i, 2.0i and 2.3i 16v SOHC VTEC engines
- Electronic ABS (Anti-lock Braking System) with EBD (Electronic Brakeforce Distribution)
- Driver, passenger and side SRS airbags
- Side impact protection beams
- Front seat belt pre-tensioners
- All round disc brakes
- Multi-link rear suspension
- Electric front windows
- Electric door mirrors
- Air conditioning
- Power assisted steering
- Remote central locking
- Engine immobiliser
- Alarm
- 60:40 split folding rear seats
- Visible VIN
- Deadlocks
- High security CD tuner with RDS
- 5 x 3 point seat belts
- Height adjustable seat belts
- 5-speed manual or 4-speed sequential shift (auto) transmission with Grade Logic control



1.8i VTEC S



Accord 5 door

With five doors offering even greater flexibility, the Accord is one of the finest - and safest - family cars on the road today.

- 1.8i, 2.0i and 2.3i 16v SOHC VTEC engines
- Electronic ABS (Anti-lock Braking System) with EBD (Electronic Brakeforce Distribution)
- Driver, passenger and side SRS airbags
- Side impact protection beams
- Front seat belt pre-tensioners
- All round disc brakes
- Multi-link rear suspension
- Electric front windows
- Electric door mirrors
- Rear wash wipe
- Air conditioning
- Power assisted steering
- Remote central locking
- Engine immobiliser
- Alarm
- 60:40 split folding rear seats
- Visible VIN
- Deadlocks
- High security CD tuner with RDS
- 5 x 3 point seat belts
- Height adjustable seat belts
- 5-speed manual or 4-speed sequential shift (auto) transmission with Grade Logic control



Satellite Navigation shown is an optional extra on 2.0i VTEC SE Executive



1.4 - 1.8 litre category



1.8i VTEC S

It may have won What Car? Family Car of the Year awards in 2000, but the Accord is no ordinary family car. With its taut, responsive chassis, and our world-beating 1.8, 2.0 and 2.3 litre VTEC engines, developing 136, 147 and 152 PS on tap respectively, it offers exceptional levels of performance and driver satisfaction. Available in four specification levels - S, SE, SE Executive and Type-V - the Accord boasts unrivalled standard equipment which, combined with its 4-star Euro NCAP rating, ensures that an unrivalled package is on offer.

Five doors, 60:40 split rear seats and 450 litres of boot space with the rear seats up give the Accord its incredible versatility. Superbly engineered with our legendary build quality and attention to detail, the Accord is the perfect combination of performance, precision and practicality - in fact, everything that Honda stands for.



Model shown is 2.0i VTEC SE Executive



Accord Sport

With styling inspired by the all-conquering Type-R, the Sport is a fresh, dynamic addition to the award-winning Accord range.

- 1.8i 16v SOHC VTEC engine
- 16" Alloy wheels
- Electronic ABS (Anti-lock Braking System) with EBD (Electronic Brakeforce Distribution)
- Driver, passenger and side SRS airbags
- Side impact protection beams
- Front seat belt pre-tensioners
- Heat absorbing tinted windows
- Body coloured door mirrors
- Electric front and rear windows
- Body coloured bumpers
- White Type-R style dials
- Titanium coloured dash inserts
- Alloy gearknob
- Black headlight sub-reflectors
- Air conditioning
- Power assisted steering
- Tilt adjustable steering wheel
- Central door locking
- Remote keyless entry
- Remote boot release
- Alarm system
- 60:40 split folding rear seats
- Driver's seat adjustment
- 4 door saloon or 5 door hatchback
- 5-speed manual transmission



To create the Accord Sport, we've taken the performance, handling, specification and build quality that have won the Accord every award worth winning - and added the style, excitement and passion of our legendary Type-R. The result is an outstanding driver's car with a stunning racing-inspired interior and a bold, purposeful presence to match the exhilarating performance of the 136 PS 1.8i VTEC engine.



Accord Type-V

A luxury car that breaks with convention, combining practicality with all the added comforts that you require.

2.3i SOHC VTEC engine

16" 7-spoke Alloy wheels

Electronic ABS (Anti-lock Braking System) with EBD (Electronic Brakeforce Distribution)

Driver, passenger and side SRS airbags

Side impact protection beams

Front seat belt pre-tensioners

All round disc brakes

Electric front and rear windows

Body coloured door mirrors

Electric heated door mirrors

Body coloured bumpers

Electric tilt-and-slide sunroof

Headlamp washers

Internally adjustable headlamps

Heat absorbing green glass

Front fog lights

Chrome door handles

Ivory leather upholstery

High level rear brake light

Front centre armrest

Heated driver and passenger seat

Climate-controlled air conditioning

Pollen filter

Power assisted steering

Remote central locking

Engine immobiliser

CAT 1 Alarm system

60:40 split folding rear seats

Electrically adjustable driver's seat

Visible VIN

High security BOSE® sound system (in dash CD tuner with RDS)

5 x 3 point seat belts

Height adjustable seat belts


Satellite Navigation system (including colour map and steering wheel mounted audio controls)

5-speed manual or 4-speed sequential shift (auto) transmission with Grade Logic control



To indulge in the Accord Type-V is to appreciate refinement. The traditions of elegant wood undertones, fresh chrome detailing and premium leather fittings work in partnership with our latest engine technology to provide the utmost in sophistication for the flagship of the Accord range.

When the elegance of this interior finish is combined with the exceptional design and build quality at the heart of every Accord, a level of finesse is presented to assure that any journey in the Accord Type-V will be a pleasure.





Accord Type-R

The Accord Type-R has been designed to combine exhilarating performance with premium refinement, whilst remaining environmentally responsible.



Optional red interior shown

The Accord Type-R wins its legions of admirers because it does everything right, from the awesome VTEC powerplant to the exhilarating, track-honed handling and racing-inspired interior, engineered to put you in touch with everything that is happening under the bonnet.

Power steering, light pedal actions and the easy responsiveness of the VTEC engine make town driving a breeze, but that's not why you choose a Type-R. There's an electrifying sense of single-minded purpose, confidence and control in here that grows with the sound from the engine. Don't fight it. Go with it.

- 2.2i 16v DOHC VTEC engine
- 212 PS @ 7200 rpm
- Electronic ABS (Anti-lock Braking System) with EBD (Electronic Brakeforce Distribution)
- 17" Alloy wheels
- Driver and passenger SRS airbags
- Side impact protection beams
- Front seat belt pre-tensioners
- All round disc brakes
- Double wishbone front suspension
- Multi-link rear suspension
- Electric front and rear windows
- Body coloured door mirrors
- Electric door mirrors
- Body coloured bumpers
- Alcantara Recaro seats
- HID Headlights
- Black leather Momo steering wheel
- Front foglights
- Headlight washers
- High level rear brake light
- Limited slip differential
- Speed sensitive power assisted steering
- Remote central locking
- ECU engine immobiliser (Rolling Code)
- CAT 1 Alarm system
- Remote fuel filler/tailgate release
- Visible VIN
- High security CD tuner with RDS
- 5 x 3 point seat belts
- Driver's lumbar support

HR-V 3 door

*If a conventional car isn't for you - then the HR-V Joy Machine is.
It's bold, different, innovative and fun.*

This is a car that will truly express your individuality. Your attitude to life is reflected by the car you drive. Sports car? Saloon?

Or something that makes people think a little harder about who you are? Joy Machine is impossible to pigeon hole; it's for those who aren't prepared to compromise or conform.

It's for those who want to just get out there and enjoy.



Interior shown is standard across the range

- 1.6i 16v and 1.6i 16v VTEC engines
- 5-speed manual transmission
- Electronic ABS (Anti-lock Braking System) with EBD (Electronic Brakeforce Distribution)
- 16" Alloy wheels
- Driver and passenger SRS airbags
- Front seat belt pre-tensioners
- Electric windows
- Body coloured mirrors
- Electric retracting door mirrors
- Body coloured bumpers
- Body coloured door handles
- Body coloured roof rails with integrated rear spoiler
- Three spoke sports steering wheel
- Rear wash wipe
- High level rear brake light
- Air conditioning
- Power assisted steering
- Central locking
- Remote keyless entry
- Engine immobiliser
- 50:50 split folding rear seats
- Visible VIN
- Stereo radio cassette player with RDS
- 2 x 3 point ALR/ELR rear seat belts
- Optional automatic Continuously Variable Transmission (on 1.6i 16v only)



Model shown is 1.6i 16v



Model shown is 1.6i VTEC

H R - V 5 d o o r

HR-V 5 door

Decisions, decisions. Dine in or eat out?

Go to the movies or drive to the country?

Choose your Joy Machine with three doors or five?

1.6i 16v and 1.6i 16v VTEC engines

5-speed manual transmission

Electronic ABS (Anti-lock Braking System) with EBD (Electronic Brakeforce Distribution)

16" Alloy wheels

Driver and passenger SRS airbags

Front seat belt pre-tensioners

Electric windows

Body coloured mirrors

Electric retracting door mirrors

Body coloured bumpers

Body coloured door handles

Body coloured roof rails with integrated rear spoiler

Three spoke sports steering wheel

High level rear brake light

Rear wash wipe

Air conditioning

Power assisted steering

Central locking

Remote keyless entry

Engine immobiliser

50:50 split folding rear seats

Visible VIN

Stereo radio cassette player with RDS

2 x 3 point ALR/ELR rear seat belts

Optional automatic Continuously Variable Transmission (on 1.6i 16v only)



Interior shown optional CVT

The 5 door's extra length is all in the passenger cabin, giving your friends easier access to more personal space. So whether you're sporting, clubbing, exploring or just cruising the streets, HR-V is made for it all.

H R - V 5 d o o r

New CR-V

With more power, more interior space and a sophisticated new look, our new CR-V is the ultimate way to take on the city.

The all-new CR-V is proof that you can make a good thing even better. Though its overall dimensions remain unchanged, redesigned suspension opens up extra cabin space, with more headroom and legroom, as well as increased load space. The standard specification has also been upgraded, and now includes side SRS airbags, alarm, CD tuner and adjustable cargo cover.

An all-new 2.0 litre i-VTEC engine puts 150 PS on tap, with 32% more torque in the crucial mid-range for confident overtaking, and the intelligent four-wheel drive system has been re-engineered for faster, smoother switching. And because this new model has achieved a four star NCAP impact rating and a 3 star NCAP pedestrian rating, the CR-V is the ideal choice for families with a sense of adventure.



Interior shown 2.0 i-VTEC SE Sport with optional Satellite Navigation and automatic transmission

C R - V

- 2.0i DOHC 16v i-VTEC all aluminium engine
- Electronic ABS (Anti-lock Braking System) with EBD (Electronic Brakeforce Distribution) and Brake Assist
- Driver, passenger and side SRS airbags
- Side impact protection beams
- Front and rear crumple zones
- Front seat belt and buckle pre-tensioners
- Ventilated front disc brakes
- Rear disc brakes
- Double wishbone rear suspension
- Electric front and rear windows
- Electric heated door mirrors
- 12v accessory socket in boot
- Removable picnic table
- Headlight washers (SE Sport only)
- Adjustable cargo cover
- Air conditioning
- Tilt adjustable power steering
- Central locking
- Remote keyless entry
- Shielded deadlocks
- ECU engine immobiliser
- Remote tailgate/fuel filler release
- Stereo CD tuner with RDS
- Optional automatic transmission with Grade Logic control
- Optional DVD-based Europe wide Satellite Navigation



Model shown 2.0 i-VTEC SE Sport

C R - V



Insight

1.0 SOHC VTEC Integrated Motor Assist engine (IMA)

Electronic ABS (Anti-lock Braking System)

Alloy wheels

Aluminium chassis and body

Auto-stop fuel saving feature

Driver and passenger

SRS airbags

Electric windows

Electric mirrors

Climate controlled air conditioning

Power assisted steering

Central locking

Remote keyless entry

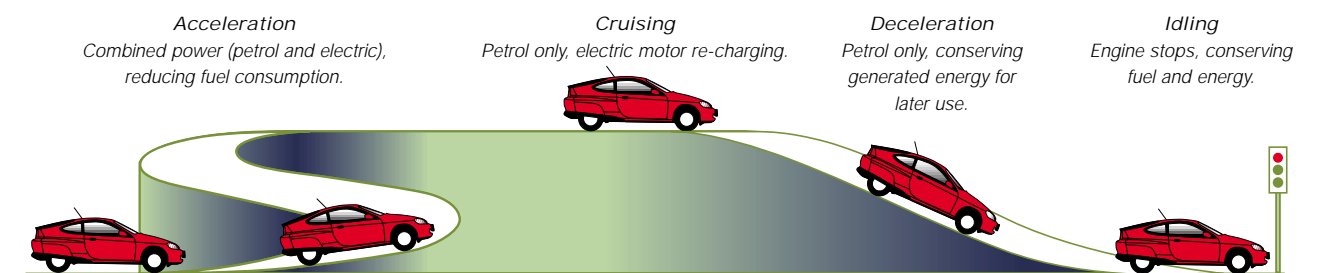
ECU engine immobiliser

CD compatible RDS radio cassette

*Working in harmony with the environment.
Insight. Into the future of motoring.*

Honda set out to design a coupé for the 21st century, a car that would be frugal yet fun, and one which showcased Honda's advanced environmental technologies. We believe that we have achieved this with the Insight.

The Honda Insight has already achieved the world's lowest fuel consumption for a mass produced petrol and electric engine, returning an exceptional 83.1mpg.



Honda Insight - International engine of the year



Honda Insight - Best fuel consumption



Honda Insight - Sub 1-litre



Honda Insight - First in the Sports/Coupé category of the Environmental Transport Association's Car Buyers guide 2002


Legend

Distinguished and distinctive, the Legend epitomises refined, luxurious driving.



The Legend features a powerful 3.5 litre, 24 valve V6 engine which makes driving both effortless and smooth. With a lavish specification and comprehensive safety features complementing its powerful performance capability, the Legend is altogether superior.

- 3.5 litre 24v fuel-injected V6 engine
- Electronic ABS (Anti-lock Braking System)
- 16" Alloy wheels
- Driver, passenger and side SRS airbags
- Side impact protection beams
- Front seat belt pre-tensioners
- All round disc brakes
- Electric windows
- Electrically adjustable heated door mirrors
- Electric tilt-and-slide sunroof
- Full leather upholstery
- Walnut interior trim
- Cruise control
- Electrically adjustable heated front seats with driver's seat memory setting
- Front fog lights
- HID headlights
- Headlight washers
- Traction control system
- Climate controlled air conditioning
- Speed sensitive power assisted steering
- Electrically adjustable leather steering wheel
- Remote central locking
- Keyless entry system
- Remote keyless boot entry
- ECU engine immobiliser
- BOSE® sound system
- Remote audio controls
- CD auto changer
- Automatic transmission with Grade Logic electronic control





New Honda **S2000**

The result of extensive research and development and inspired by Formula One technology, the Honda S2000 is our birthday present to ourselves.

Honda has long been responsible for redefining automotive categories. Now we're doing it again with the Honda S2000. Outstanding looks and incredible performance are the product of Honda technology conceived and built by the same engineers that gave the world the revolutionary NSX.

The compact DOHC VTEC engine delivers 240 PS with a sophistication only matched by the Honda S2000's looks. Double wishbone suspension, leather sports seats and electric roof all deliver the total driving experience.

2.0 litre DOHC VTEC

Max power 240 PS @ 8,300 rpm

6-speed manual gearbox

Alloy wheels

Driver and passenger SRS airbags

Electronic ABS (Anti-lock Braking System)

Seat belt pre-tensioners

All round disc brakes

In wheel double wishbone suspension

Rear wheel drive

Electric windows

Electric body coloured door mirrors

Full leather interior

Leather steering wheel

Electric hood

Heated rear glass screen

Air conditioning

Start button

Remote central locking

CAT 1 alarm

Stereo CD RDS radio

Remote audio controls



New NSX

The NSX is the epitome of Honda's racing heritage. Supremely capable and technically advanced - everything a modern sports car should be.

The latest version of Honda's flagship sports car delivers the ultimate driving experience. With precise handling and astonishing performance, the NSX is a pleasure to drive, right from the moment you slide into the cockpit.



- 3.0 and 3.2 litre V6 VTEC fuel-injected engines
- 6-speed manual gearbox (3.2)
- 17" Alloy wheels
- Electronic ABS (Anti-lock Braking System)
- Driver and passenger SRS airbags
- Seat belt pre-tensioners
- All round disc brakes
- Double wishbone suspension
- Traction control system
- Electric windows
- Electric body coloured door mirrors
- Full leather interior
- Leather steering wheel
- Cruise control
- Climate-controlled air conditioning
- Power assisted steering
- Height and telescopically adjustable steering wheel
- Central locking
- Power adjustable seats
- BOSE® Stereo RDS radio cassette
- Optional automatic transmission with F-matic operation (3.0)



A world of **Options**

Whatever the model a complete and extensive range of Genuine Honda Accessories are available.

There are stylish alloy wheels, roof rack systems and even a shower in the Honda Options range. In short, everything you could need to enhance the personal style of your Honda. Each item is assured by Honda to deliver quality, style and value.



Accessorised Civic Coupé



Accessorised CR-V



Alloy Wheels - CR-V only



DVD Satellite Navigation - some models only



Bicycle Attachment



Rear Spoiler

Increases the sporting appeal of your Honda and on some vehicles such as Jazz, a roof spoiler will assist airflow and reduce rear windscreen dirt build up.

Child Seats

To fit all Honda cars.



Toddler Seat Booster



Portable Child Seat



ISOFIX Child Seat - some models only



Accessorised Civic 5 door

Caring for the environment

Let's cut to the chase here. We're all aware of the problems of climate change, pollution, fossil fuel depletion and dwindling biodiversity. What's important is what a global corporation like Honda is doing to combat them.

As a car manufacturer, we have an enormous responsibility, and it's one we take extremely seriously. Green policies aren't something we've bolted onto our activities as an after thought. From our very earliest days, we've invested in new technologies to minimise and reduce our impact on the environment, both locally and at a global level. Every stage of the production process, from the very initial design, through manufacture even disposal, is assessed for its potential environmental effects. So what are we actually *doing*?

Our Swindon site is committed to reducing energy consumption by 12.5% over the next 10 years as part of the Climate Change Levy agreement.

Honda of the UK Manufacturing (HUM) and Honda Logistics Centre ensure continuous environmental improvement in line with ISO14001 standards with HUM currently progressing towards achieving registration to the Eco Management Audit Scheme (EMAS).

HUM has reduced waste to landfill by 50% over the last 3 years.

The Honda Insight, which runs on both petrol and battery power, was voted first in the Sports/Coupé category of the Environmental Transport Association's Car Buyers guide 2002, and is now recognised as the most environmentally-friendly production car ever developed. All our cars have aluminium engines to reduce weight, increase efficiency and cut emissions. Over 95% of customer tyres replaced by our dealer network are recycled.

Looking ahead, we've committed ourselves to reducing our motorcycles' emissions by a third, and increasing fuel efficiency by 30% - we're also planning to stop building two-strokes in favour of fuel-injected four-strokes, even in 50cc machines. Our outboard motors are already 90% cleaner than required under regulations coming into effect in 2006. Good news for today's customers. Even better news for tomorrow's.

Looking after you is second nature to Honda

It begins with building a quality car. It helps with the purchase of your Honda. It continues with customer satisfaction and, of course, it looks after you in every aspect, every day, all year round.

Honda Finance
There are many ways in which Honda Finance can help you drive away a new Honda. We have a range of finance facilities that can be tailored to your exact requirements on both new and used cars. We can meet your

Delivery
We understand that taking delivery of your new vehicle should be a special occasion. Therefore, we ensure you are completely familiar with your new car and the range of services provided by

Warranties
Your vehicle is covered by the three Honda warranties:
1. A 3-year, 90,000 mile mechanical warranty covers your Honda against defects in materials or workmanship.
2. A 3-year surface corrosion warranty

Hondacare Assistance
Every new Honda comes with 3 years free membership of Hondacare Assistance - a motoring assistance programme run in conjunction with the AA. (Chosen because of the AA's unrivalled experience and

Hondacare Insurance
The Hondacare Insurance scheme has been specially designed so that Honda owners receive beneficial insurance cover - at competitive rates. To find out more contact your authorised Dealer or call 0845 200 8000 for a quote.

Hondacare Budget Plan Servicing
Your Honda deserves the highest level of aftersales care and attention, expertise that only a Honda Dealer can provide. Spreading the cost of servicing and repairs by a fixed monthly pre-payment plan over an agreed period, makes it

Honda Approved Used Cars
Every Honda Approved Used car, whatever the make, undergoes a comprehensive inspection process, approved and independently monitored by the AA. Additionally, we check the car's history to verify the mileage and ensure there is no



needs with a choice of deposits, guaranteed future values, repayment periods and the option to protect your payments with Honda Finance Payment Protector. Written quotations are available from your local Dealer. All applications for credit are subject to status. Indemnities may be required.

your Honda Dealer, before you drive away. Your car will have undergone an extensive 104 point Pre-Delivery Inspection plus a 12 point quality control check and we ensure that all the finance documents (if applicable), insurance certificates and road fund licence are in order for the day you collect your car.

guarantees the paintwork of your car against defects in materials or workmanship.
3. A 6-year 'rust through' corrosion warranty covers the body panels and structural parts of your car against perforation caused by corrosion from the inside out (excluding the exhaust system and catalytic converter).

resources in caring for motorists.) Any driver who is legally entitled to drive your Honda may take advantage of the cover, whether the vehicle is at home, on the road, or even in Europe. Hondacare Assistance includes: Roadside Assistance, Home Start, Relay, Relay Plus, Message Service and European Cover.

Hondacare Guarantee
Your new Honda is covered by a 3-year/90,000 mile manufacturer's warranty, but if you plan to keep your car for longer than 3 years then the Hondacare Guarantee is available for both new & used cars. To find out more contact your authorised Dealer or call Hondacare on 01992 655210.

easier for you to budget your service costs. Budget Plan Servicing is available for both new and used cars*, for private and business users. Ask your Honda Dealer for details on Hondacare Plan Servicing. (*Applies to Honda cars registered on or after 1st January 1994.)

Honda Bodyshop
The Honda Bodyshop Programme guarantees service and quality. Don't forget, only one estimate is required and the choice of repairer is yours. The Honda Accident Helpline 0800 068 0510 will arrange recovery and contact the nearest Honda Approved Bodyshop. This service is complimentary.

outstanding finance, as well as checking the Condition Alert Register, Police National Register and the DVLA. For extra peace of mind we include a minimum 12 months Hondacare Comprehensive Guarantee and a 30 day exchange plan. Phone the Honda Contact Centre on 0845 200 8000 for your local Honda Approved Used Car Dealer.

Specification

	Model	Engine Type	Engine Size cc	Max Engine Power PS/rpm	Max Torque Nm/rpm	Government Fuel Consumption Figures (mpg/l/100km)													
						Urban		Extra Urban		Combined		CO ₂ Emission							
						Man	Auto	Man	Auto	Man	Auto	Man	Auto						
New Jazz	1.4 i-DSI S	1.4 i-DSI	1339	83/5,700	119/2,800	40.9/6.9		57.6/4.9		49.6/5.7		134							
	1.4 i-DSI SE	1.4 i-DSI	1339	83/5,700	119/2,800	40.9/6.9	39.2/7.2	57.6/4.9	56.5/5.8	49.6/5.7	48.7/5.8	134	137						
	1.4 i-DSI SE Sport	1.4 i-DSI	1339	83/5,700	119/2,800	38.7/7.3	39.2/7.2	55.4/5.1	55.4/5.1	48.7/5.8	47.9/5.9	137	139						
Civic 3 door	1.4i E	SOHC 16V	1396	90/5600	130/4300	35.3/8.0		52.3/5.4		44.6/6.3		150							
	1.4i S	SOHC 16V	1396	90/5600	130/4300	35.3/8.0		52.3/5.4		44.6/6.3		150							
	1.6i VTEC S	SOHC 16V VTEC	1590	110/5600	152/4300	32.8/8.6	29.4/9.6	51.4/5.5	49.6/5.7	42.8/6.6	39.8/7.1	157	169						
	1.6i VTEC SE	SOHC 16V VTEC	1590	110/5600	152/4300	32.8/8.6	29.4/9.6	51.4/5.5	49.6/5.7	42.8/6.6	39.8/7.1	157	169						
	1.6i VTEC SE Sport	SOHC 16V VTEC	1590	110/5600	152/4300	32.8/8.6	29.4/9.6	51.4/5.5	49.6/5.7	42.8/6.6	39.8/7.1	157	169						
	1.7i CDTi SE	DOHC 16V	1686	100/4400	220/2800	44.8/6.3		64.2/4.4		56.5/5.0		134							
Civic 5 door	Type-R	DOHC 16V i-VTEC	1998	200/7400	196/5900	23.0/12.3		40.4/7.0		31.7/8.9		212							
	1.4i E	SOHC 16V	1396	90/5600	130/4300	34.0/8.3		52.3/5.4		44.1/6.4		153							
	1.4i S	SOHC 16V	1396	90/5600	130/4300	34.0/8.3		52.3/5.4		44.1/6.4		153							
	1.4i SE	SOHC 16V	1396	90/5600	130/4300	34.0/8.3	28.5/9.9	52.3/5.4	49.6/5.7	44.1/6.4	39.2/7.2	153	172						
	1.6i VTEC S	SOHC 16V VTEC	1590	110/5600	152/4300	32.8/8.6	29.4/9.6	51.4/5.5	49.6/5.7	42.8/6.6	39.8/7.1	157	169						
	1.6i VTEC SE	SOHC 16V VTEC	1590	110/5600	152/4300	32.8/8.6	28.8/9.8	51.4/5.5	48.7/5.8	42.8/6.6	39.2/7.2	157	172						
	1.6i VTEC SE Executive	SOHC 16V VTEC	1590	110/5600	152/4300	32.8/8.6	28.8/9.8	51.4/5.5	48.7/5.8	42.8/6.6	39.2/7.2	157	172						
	1.7i CDTi S	DOHC 16V	1686	100/4400	220/2800	44.8/6.3		64.2/4.4		56.5/5.0		134							
	1.7i CDTi SE	DOHC 16V	1686	100/4400	220/2800	44.8/6.3		64.2/4.4		56.5/5.0		134							
	Civic Coupé	1.7i VTEC	SOHC 16V VTEC	1668	125/6300	153/4800	32.1/8.8	29.1/9.7	51.4/5.5	49.6/5.7	42.2/6.7	39.2/7.2	159	170					
Stream	1.7i VTEC S	SOHC 16V VTEC	1668	125/6300	154/4800	28.5/9.9		43.5/6.5		36.7/7.7		183							
	1.7i VTEC SE	SOHC 16V VTEC	1668	125/6300	154/4800	28.5/9.9		43.5/6.5		36.7/7.7		183							
	2.0 i-VTEC SE Sport	DOHC 16V i-VTEC	1998	156/6500	192/4000	25.0/11.3	22.2/12.7	40.4/7.0	39.8/7.1	32.8/8.6	31.0/9.1	203	216						
Accord 4/5 door	1.8i VTEC S	SOHC 16V VTEC	1850	136/6000	175/4800	25.7/11.0	25.7/11.0	21.7/13.0	21.4/13.2	44.8/6.3	44.8/6.3	39.2/7.2	38.7/7.3	35.3/8.0	35.3/8.0	30.4/9.3	29.7/9.5	189	221/224
	VTEC Sport	SOHC 16V VTEC	1850	136/6000	175/4800	25.7/11.0	25.7/11.0			44.8/6.3	44.8/6.3			35.3/8.0	35.3/8.0			189	
	2.0i VTEC SE	SOHC 16V VTEC	1997	147/6000	184/4800	23.5/12.0	23.5/12.0	22.2/12.7	22.1/12.8	40.9/6.9	40.9/6.9	39.8/7.1	39.8/7.1	32.1/8.8	32.1/8.8	30.7/9.2	30.7/9.2	207	218/219
	2.0i VTEC SE Executive	SOHC 16V VTEC	1997	147/6000	184/4800	23.5/12.0	23.3/12.1	22.1/12.8	22.1/12.8	40.9/6.9	40.9/6.9	39.8/7.1	39.8/7.1	32.1/8.8	32.1/8.8	30.7/9.2	30.7/9.2	207/209	219/219
	Type-V	SOHC 16V VTEC	2254	152/5700	206/4700	23.7/11.9		21.6/13.1		40.4/7.0		38.7/7.3		32.1/8.8		30.1/9.4		209	224
HR-V 3/5 door	Type-R	DOHC 16V VTEC	2157	212/7200	215/6700	21.9/12.9				36.2/7.8				29.4/9.6				229	
	1.6i	SOHC 16V	1590	105/6200	135/3400	27.2/10.4		28.5/9.9		37.2/7.6		37.7/7.5		32.8/8.6		33.6/8.4		204	201
New CR-V	1.6i VTEC	SOHC 16V VTEC	1590	124/6600	144/4900	27.2/10.4				37.2/7.6				32.8/8.6				205	
	2.0 i-VTEC SE	DOHC 16V i-VTEC	1998	150/6500	192/4000	24.1/11.7		23.2/12.2		36.7/7.7		37.2/7.6		31.0/9.1		30.4/9.3		216	220
	2.0 i-VTEC SE Sport	DOHC 16V i-VTEC	1998	150/6500	192/4000	24.1/11.7		23.2/12.2		36.7/7.7		37.2/7.6		31.0/9.1		30.4/9.3		216	220
Insight	2.0 i-VTEC SE Executive	DOHC 16V i-VTEC	1998	150/6500	192/4000	24.1/11.7		23.2/12.2		36.7/7.7		37.2/7.6		31.0/9.1		30.4/9.3		216	220
	1.0 IMA	SOHC VTEC	995	76/5700	113/1500	68.9/4.1				94.2/3.0				83.1/3.4				80	
	Legend	3.5i V6	24V SOHC V6	3474	208/5200	303/2800					16.4/17.2				30.4/9.3		23.2/12.2		291
New Honda S2000	2.0i	DOHC 16V VTEC	1997	240/8300	208/7500	20.6/13.7				35.3/8.0				28.2/10.0				237	
New NSX/NSX-T	3.2 (MT)	DOHC VTEC	3179	280/7300	298/5300	15.8/17.9				31.0/9.1				22.8/12.4				291	
	3.0 (F-matic)	DOHC VTEC	2977	256/6800	284/5400					15.4/18.3				32.1/8.8		23.0/12.3			287

Please note that when accessories are fitted to a vehicle, fuel consumption and CO₂ figures may differ from those quoted.

This information contains the results of the official new fuel consumption test which adheres to the EC Directive 1999/100/EC.

This test is designed to give results that are more representative of on-road fuel consumption.

NB: The figures are primarily for comparison and will not necessarily be the same as the fuel consumption actually achieved on the road.