



X-TRAIL EQUIPMENT

Mild or wild,
the X-TRAIL reflects
how you're feeling.
And we offer a
choice of models
to complement
your individuality.
Three different
engines, three
grades, eight colours -
you'll almost have
as much fun
deciding as driving.



S

SAFETY AND SECURITY

- ALL MODE 4X4®
- ABS with EBD & Brake Assist
- Driver and Passenger Airbag
- 3 point seatbelts for all 5 seats
- Front seatbelt pretensioners with load limiters
- ISOFIX child seat anchoring points
- Superlocking with anti-hijack feature
- Luggage area tonneau cover
- NATS engine immobiliser

EXTERIOR

- 15" steel wheels with wheel covers
- Black bumpers, wing mirrors and side mouldings
- Black bumper over-riders
- Body coloured grille
- Roof runners

COMFORT AND CONVENIENCE

- Keyless entry
- Power windows front and rear
- 2 speed + intermittent front wipers
- Heat and UV reducing front and side windows
- Electric tilt/slide panoramic sunroof
- Power assisted steering
- Driver's seat height adjustment
- Reclining rear seat
- Split fold rear seat
- Electrically adjustable wing mirrors
- 12V power socket front and rear
- Can storage (x2)
- Front cup holders
- Back of seat map pocket
- Front reading lamps

AUDIO

- RDS stereo radio cassette and 4 speakers

Sport (additional features)

SAFETY AND SECURITY

- Front side airbags
- Ultrasonic and perimetric alarm (Thatcham category 1)

EXTERIOR

- 16" alloy wheels (x4)
- Roof spoiler (Sport model only)
- Body coloured bumpers and wing mirrors
- Black bumper over-rider
- Mudguards

COMFORT AND CONVENIENCE

- Climate control air conditioning with pollen filter
- Twin can cool boxes
- Removable rear centre armrest with ski-hatch
- Adjustable drivers seat lumbar support
- External temperature gauge
- 2 speed + variable intermittent front wipers
- Drilled aluminium foot pedals (Sport model only)

AUDIO

- RDS stereo radio cassette
- 6-disc CD autochanger
- 6 speakers

SVE (additional features)

- Chrome front grille
- Body coloured mouldings and bumper over-rider
- Front fog lamps
- Leather upholstery
- Heated front seats
- Leather steering wheel, gear lever and parking brake
- Steering wheel audio controls
- Front centre armrest with lid
- Heated wing mirrors
- One-touch fold-away wing mirrors
- Optional Electronic Stability Program+ with TCS and LSD



Alabaster S



Chilli Pepper S



Kuro Black S



Zinc M



Cyclone M



Merlot P

S solid

M metallic

P pearl metallic



Fairway Green P






Aruba Blue P

Body Colour	Code	S	Sport	SVE
Alabaster	QM1	•		
Chilli Pepper	AX6	•	•	•
Kuro Black	KH3		◦	◦
Zinc	KX4	◦	◦	◦
Cyclone	FX0	◦	◦	◦
Merlot	AX5		◦	◦
Fairway Green	DS2	◦		◦
Aruba Blue	BW6	◦	◦	◦
Interior Trim		Vortex	Matrix	Tan Leather

- standard
- optional at extra cost

COLOURS

DIMENSIONS



* without a roof spoiler
** with a roof spoiler

UPHOLSTERY

S



Sport



SVE



Model			2.0 litre petrol engine		2.5 litre petrol engine		2.2 litre turbo diesel engine	
			5-door wagon		5-door wagon		5-door wagon	
Available grades			S, Sport		SVE		S, Sport, SVE	
Seating capacity persons			5		5		5	
Engine								
No. of cylinders, configuration			4, in line		4, in line		4, in line	
Valves per cylinder			4		4		4	
Engine capacity cc			1998		2488		2184	
Max. engine power ¹⁾ kW(hp)/rpm			103 (140) / 6000		121 (165) / 6000		84 (114) / 4000	
Max. torque ¹⁾ lbft (Nm)/rpm			142 (192) / 4000		170 (230) / 4000		199 (270) / 2000	
Fuel type			unleaded petrol RON 95		Unleaded Petrol RON 95		diesel	
Drive train								
Transmission			manual transmission automatic transmission		manual transmission automatic transmission			
			5-speed manual 4-speed automatic		5-speed manual 4-speed automatic		6-speed manual	
Gear ratio	1st		3.500		3.416		2.785	
	2nd		1.944		1.944		1.545	
	3rd		1.258		1.258		1.000	
	4th		0.947		0.947		0.694	
	5th		0.772		0.733		-	
	6th		-		-		0.630	
Driven wheels					4WD (part time)			
Chassis								
Braking system			ventilated disc front, disc rear, power assisted, electronic 4 channel / 5 sensor ABS incl. EBD and Nissan Brake Assist		ventilated disc front, disc rear, power assisted, electronic 4 channel / 5 sensor ABS incl. EBD and Nissan Brake Assist		ventilated disc front, disc rear, power assisted, electronic 4 channel / 5 sensor ABS incl. EBD and Nissan Brake Assist	
Wheel size			15 x 6JJ (std for S only), 16 x 6.5JJ (others)		15 x 6JJ (std for S only), 16 x 6.5JJ (others)		15 x 6JJ (std for S only), 16 x 6.5JJ (others)	
Tyre			215/70R15 (std for S only), 215/65R16 (others)		215/70R15 (std for S only), 215/65R16 (others)		215/70R15 (std for S only), 215/65R16 (others)	
Weights & Dimensions								
Kerb weight min./max. ²⁾ kg			1415/1515		1460/1510		1475/1525	
Gross vehicle weight kg			2000		2000		2050	
Max. pay load ²⁾ kg			585		540		525	
Max. axle weight front kg			1110		1110		1110	
Max. axle weight rear kg			1165		1165		1165	
Max. trailer weight braked kg			1500		2000		1350	
Max. trailer weight unbraked kg			750		750		750	
Max. vert. load on coupling point kg			75		100		75	
Max. roof load kg			100		100		100	
Luggage capacity (VDA)	under window l (cu.ft.)		910 (32.1)		910 (32.1)		910 (32.1)	
	to roof l (cu.ft.)		1841 (65.0)		1841 (65.0)		1841 (65.0)	
	under tonneau cover l (cu.ft.)		350 (12.4)		350 (12.4)		350 (12.4)	
Fuel tank capacity gallons (l)			13.2 (60.0)		13.2 (60.0)		13.2 (60.0)	
Performance								
Fuel consumption ³⁾	Urban cycle mpg (l/100 km)		23.5 (12.0)		21.9 (12.9)		22.1 (12.8)	
	Extra-urban mpg (l/100 km)		36.7 (7.7)		36.7 (7.7)		35.3 (8.0)	
	Combined mpg (l/100 km)		30.4 (9.3)		29.4 (9.6)		29.1 (9.7)	
CO ₂ mass emission g/km			221		230		232	
Max. speed mph (km/h)			110 (177)		116 (187)		109 (176)	
Acceleration 0 - 62 mph sec			11.3		9.9		11.1	
Min. turning circle (kerb to kerb) m (feet)					10.6 (34.8)			

1) In accordance with 1999/99/EC.

2) Figures in accordance with EC directive. Kerb weight condition is without driver and including coolant, oils, fuel, spare wheel and tools.

Pay load will be reduced depending on the options and/or accessories installed.

3) In accordance with 1999/100/EC. (Optional equipment, maintenance, driving technique, road and weather conditions may affect the official results).

NOTE: the above data is subject to certification by the relevant authorities and may therefore contain some inaccuracies.

TECHNICAL SPECIFICATIONS

NISSAN COMMITMENT



Ownership

The Nissan philosophy of continuous improvement means we have a different approach to building cars. To make sure that every Nissan meets the real-life needs of its owner, we ask current Nissan drivers what they think of their cars before we start designing. Then there's our tough testing programme. To maintain our excellent reputation for reliability, dependability and safety, we test every single component to destruction. Finally, as the car is assembled, every worker checks his own job as well as that of the person before, ensuring our renowned standards of build quality and attention to detail.

KEEPING THINGS LOCAL

Nissan is committed to keeping its European operations on a local basis. There's a design centre in Germany. Technology Centres in Great Britain, Spain and Belgium. Manufacturing plants in Britain and Spain. Parts and vehicle distribution in the Netherlands. Our European headquarters in France. Because only through this structure can we continue to produce vehicles to suit the requirements of the people who'll actually drive them. And guarantee that somewhere, within our wide range of models available in Europe, there is one perfect for you.

AFTER-SALES SUPPORT

Our rigorous testing programme gives us the confidence to offer a comprehensive range of after-sales guarantees. All Nissan cars are covered by a 3-year or 60,000 miles warranty (whichever comes first), 3-year paint warranty and 12-year anti-corrosion warranty.