

The Honda CR-V 2005



These specification details do not apply to any particular product which is supplied or offered for sale. The manufacturers reserve the right to vary their specifications, including colours, with or without notice and at such times in such manner as they think fit. Major as well as minor changes may be involved. Every effort, however, is made to ensure the accuracy of the particulars contained in this brochure. This publication shall not constitute in any circumstances whatsoever an offer by the Company to any person. All sales are made by the Distributor or Dealer concerned subject to and with the benefit of the standard Conditions of Sale and Warranty given by the Distributor or Dealer, copies of which may be obtained from him on request. This publicity material applies to the UK only Trade Descriptions Act (1968). Whilst efforts are made to ensure specification accuracy, brochures are prepared and printed several months in advance of distribution and consequently cannot always immediately reflect either changes in specification or in some isolated cases the provision of a particular feature. Customers are always advised to discuss specification details with the supplying Dealer especially if your model selection is dependent upon one of the features advertised.

Honda (UK) - Cars

470 London Road, Slough, Berkshire, SL3 8QY
Honda Contact Centre - Telephone: 0845 200 8000
www.honda.co.uk



Printed on Recycled Paper

A division of Honda Motor Europe Ltd. No. 857969 Registered in England and Wales

Part No: CARM 1040
Issue Date: 03/05



At Honda, belief is everything.

It's the belief that we have the power to change things.

To make the ordinary, extraordinary.

To question the status quo.

To take a boundary and extend it.

We believe in evolution. Intelligent changes that make things perfect.

The CR-V is the result of that belief.

We believe you'll agree it's refined to perfection.

Exterior	3
Diesel	9
Interior	11
Performance	23
Safety	29
Attention to detail	35
Model line-up	41
Specification	45
Options	51
Finance	57
Aftercare	59
Environment	61
Innovation	63
Honda Range	65
Glossary	67
Colours	69





Model shown is CR-V 2.0 i-VTEC Executive

?What is evolution

We think it means never standing still. Everyday moving closer towards perfection. Constantly devising new ideas to improve the way you drive. The CR-V is a perfect example. We've refined the design by adding more winning features. The dramatic new headlights give a more purposeful look. Body lines are more athletic. The front bumper and grille are even more distinctive. The result? Every journey reaches perfection.



Model shown is CR-V 2.0 i-VTEC Executive

?Why do we change

The best things change for a purpose. The CR-V is no exception. From outside, the CR-V's silhouette is stronger than ever. Flush lines, distinctive side protection moldings, rear arch protectors and 16" wheels all add to the CR-V's charismatic look. Sit behind the wheel and you'll see our changes have a purpose. The body lines improve aerodynamics. The front and rear arch protectors stop stray objects doing damage. And the larger wheels offer superior road-handling. So you can stick to your purpose. Whatever the terrain.



Model shown is CR-V 2.0 i-VTEC Executive

?Do you ever look back

Sometimes looking back is important. It shows you just how far you've come. Look behind the CR-V and you'll see that our improvements have gone all the way. Raising the new-look rearlight clusters makes them more visible. Moulding them to the body makes the CR-V more aerodynamic. So does the integrated bumper. It sits flush with the CR-V's striking tail-end. Reducing wind friction to give you a smoother drive. Loading becomes smoother as well. Because the bumper sits flush with the floor, the load area is completely flat. And completely accessible. Just open the 90° tailgate and even bulky objects glide in. Close it and you're ready for adventure.



?Can hate be good

"Honda's excellent engine takes the CR-V to the top of the small 4x4 diesel segment."

Autocar (CR-V Diesel Review)

"The diesel CR-V stands head and shoulders above the competition in the key area for corporate customers – running costs and BIK liability. If the plan works, it will certainly make the CR-V the UK's best-selling 4x4."

Fleet News (CR-V Diesel First Drive)

"So smooth is this new engine, driving the Honda is like surfing on a wave of double cream. At idle it's virtually silent and utterly vibration free."

4x4 & MPV Driver (CR-V Diesel Review)

The man who created our first diesel engine hated diesels. Hated them so much he wanted to swap all the bad features for good ones. He wanted something very powerful. Yet very quiet. And very clean. Truth is, he wanted to create a completely new type of diesel, with performance to match. Smooth and refined with outstanding fuel economy. Not something you do overnight.

Building on our expertise pioneering our i-VTEC engine, we used a revolutionary semi-solid casting technique to create an aluminium 2.2 litre turbo diesel engine. The casting process made it strong; the aluminium made it lightweight. The result: class-leading power and torque but

with world-class low emissions. The only thing missing? Noise. Indeed, it's only the compact roof spoiler and i-CTDi badging that shows you're actually driving a diesel. The unique closed-deck construction of the diesel engine gives a level of performance that will impress you in the CR-V - as much as it impressed the world's motoring press, when first launched in the Accord.



Grrr - a scene from the Honda Diesel TV ad.





Model shown is CR-V 2.0 i-VTEC Executive automatic

?Do you adapt to your environment, or does your environment adapt to you
 Sit inside the CR-V and the answer's clear

We've made the CR-V's interior even more responsive to the way you drive. The angled dashboard puts everything you need at your fingertips. Air conditioning to handbrake. New design touches add to the cabin's sophisticated and quality feel. Illuminated meters. Chrome-plated heater controls and inner door handle. Not that the changes are just for show. The stylish grab rail doubles as a storage space. And those subtle buttons on the steering wheel aren't mere decorations. They control the audio system on all models and cruise control on the Sport and Executive models. So controlling your environment is easier and safer than ever before.



?Where will small steps take you

A very long way, if evolution's anything to go by. The same is true with the CR-V's interior. Our progressive changes take it into a different league. Normally handbrakes sit between the seats. We moved the CR-V's to within the dashboard. It made more sense, and more space. We made the driver's seat height adjustable, to make the CR-V's panoramic view even clearer for the driver. Armrests on both front seats and an integrated CD player add home-from-home comfort. Perforated leather on the Executive model adds class. For bigger steps, the enhanced Satellite Navigation is on hand. The integrated system, standard on the Executive model and optional on SE and Sport models, guides you round the whole of Europe, quicker and easier than ever.

Driver and passenger armrests for added comfort and luxury.



Model shown is CR-V 2.0 i-VTEC Executive automatic

?Do you want the space to develop

The space to discover new challenges? We expect you do. That's why the CR-V's space has grown. We wanted to increase the cabin size. But keep the body size the same. So we designed a suspension system that frees up more cabin space for you. Without compromising on the smooth ride and

superior road-handling you expect. Next we raised the theatre-style rear seats to give passengers more legroom and a better view.

At Honda we go to great lengths to find out exactly what our customers want. Always asking questions. Always listening. Especially when it comes to the

little things. Take the headrests. We asked for passengers' opinions before we redesigned them. The result is greater comfort for passengers. And a clearer rear view for the driver. When it's time for a break, front and rear seats recline. So you can stretch out - and see the lengths we go to.



Model shown is CR-V 2.0 I-VTEC Executive with optional titanium interior

?Can you grow space

Can you make it expand to meet your needs? Inside the CR-V's cabin everything's possible. Whatever your lifestyle, its flexible seating makes room for you. Rear seats slide up to 170mm. Push them right back for maximum legroom for passengers. Perfect on long journeys. Or push them forward for a bigger cargo area. You can even split them 60:40 for space that grows exactly how you want.



Model shown is CR-V 2.0 i-VTEC Executive with optional titanium interior



Model shown is CR-V 2.0 i-VTEC Executive automatic



Tailgate opens 90° for total access.



Swing-up glass hatch gives quick and easy access.



Remote control opens the swing up hatch with ease.

?How will your life change

Whatever life has in store for you, the CR-V is designed to be the perfect partner. Its huge cabin space will make new adventures possible. Simply pull the handle and the rear seats effortlessly fold flat to the front seats, opening up all that cargo space with ease. The tailgate opens a full 90°, so objects just slide in. From new furniture to two mountain bikes. Whatever you like. Putting the seats back couldn't be simpler. Just pull the tag and you're done.

Little things matter, too. So we put a swing-up glass hatch in the tailgate for easy last-minute access. Inside you'll find seatback pockets and a wet storage area recessed in the floor. No more juggling maps, or sitting on wet coats.

There's also a 12V power socket, to plug in an accessory coolbox, for example. All this plus a unique concealed picnic table that can be easily removed for convenient dining, wherever your adventures may take you.



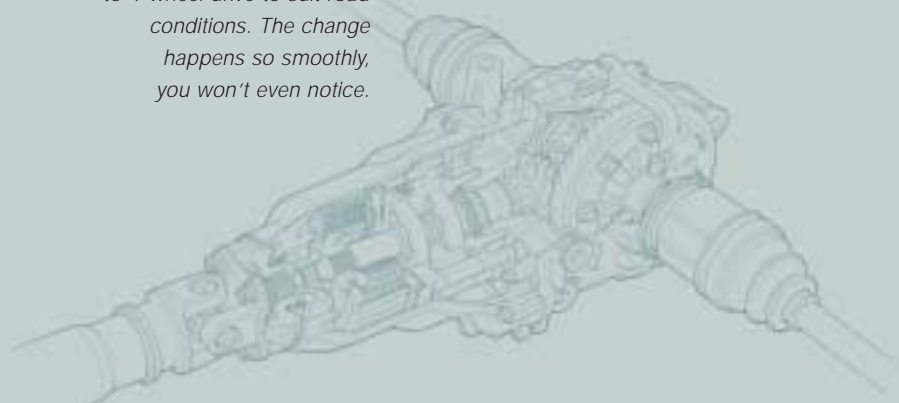
?Do you like to think

CR-V drivers are individuals. They like to question the status quo. So the answer is probably yes. But sometimes, wouldn't it be nice to switch off? Let someone else do the thinking?

That's when the CR-V's Realtime 4-wheel drive comes in. Normal 4-wheel drive systems operate even when you don't need them, swelling fuel bills in the process. The CR-V's 4-wheel drive is different. Drive round town and only the refined front-wheel drive is used. Go off-road or hit ice, mud or wet leaves and the 4-wheel drive automatically takes over. Without you having to think. Better still, the Realtime 4WD kicks in so quickly and smoothly, you won't even notice it happen. But you will notice it's there. Same with the CR-V's cruise control - an exceptional standard feature on Sport and Executive models. Flick the steering wheel switch and you can just cruise along with ease.

The traction-balancing VSA (Vehicle Stability Assist) system, standard on Executive models, ensures you keep control at all times: accelerating, cornering or avoiding hazards. Even when road conditions are rough. To make the drive smoother still we've added 'Drive-by-Wire'. Our innovative throttle technology instantaneously responds to the lightest accelerator touch. Delivering power seamlessly. Especially when you pull away from standstill.


The dual pump technology of the Realtime 4-wheel drive automatically changes from 2 to 4-wheel drive to suit road conditions. The change happens so smoothly, you won't even notice.





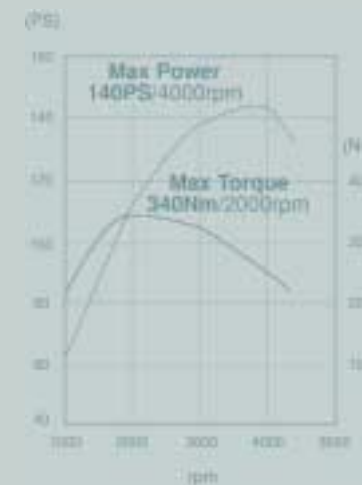
i-VTEC ?What will we think of next

The expression 'that will do' isn't one we understand. Constant improvement is in our genes. Our VTEC engine is world class, and we've produced over 13 million units. But the challenge was still there: to make it even better. The result is our i-VTEC engine. The revolutionary 2.0 litre fuel-injected engine features intelligent technology. This responds instantly to tiny changes in your speed and load, then judges exactly how much fuel to burn. Not a drop more. So you enjoy more power right when you need it. Creating a perfect balance of performance, strength and economy. All with lower emissions and less noise.



2.0 i-VTEC engine performance and torque.

i-CTDi ?Are great things worth waiting for



2.2 i-CTDi engine performance and torque.

Perfection takes time to evolve. That's why we took our time to create what some say is the best diesel engine in the world. We wanted our i-CTDi diesel to be exceptional. Quiet and clean, yes. But with the power, efficiency and finesse to create a new era in diesel. That takes time. The result is the i-CTDi diesel. With our revolutionary semi-solid casting process we've created a 2.2 litre aluminium turbo diesel engine that is light and super strong. And very powerful. The i-CTDi's class-leading 42.2 mpg (combined cycle manual) makes it superb for high-mileage drivers. It also delivers an equally class-leading 340 Nm of maximum torque at just 2,000 rpm. The engine's very clean, too. The i-CTDi's low emissions already exceed environmental standards for 2006 making it Euro IV compliant (Europe IV/EU 2005). We think you'll agree it's worth the wait.







Safety for everyone means raising rear brakelights to make them more visible to other drivers.

?Can you put a price on your safety

We don't think you should have to.

The CR-V's safety features have evolved to ensure everyone is safe.

The high driving position gives the driver a clear all-round view. The reinforced bodyshell deflects and absorbs crash energy to protect passengers.

The three-point seatbelts on all five seats and a minimum of four airbags add extra security. The CR-V even looks after pedestrians. The unique bonnet actually absorbs impact energy. Everyone is safe with the CR-V. You can't put a price on that.

Vehicle Stability Assist (VSA)

VSA, which comes standard on Executive models, ensures you keep control at all times: accelerating, cornering or avoiding hazards. If a wheel skids, VSA applies brakeforce to the wheel and reduces engine power until traction is regained. Oversteer or understeer, VSA automatically corrects your steering. So you always stay on course.

Anti-lock Braking System (ABS)

Sometimes you need to brake hard in an emergency. If you do, ABS stops you going into a skid. Even at high speeds on wet, icy or loose surfaces. The system gently pumps the brakes, so your wheels don't lock. Giving you total control when you need it most.

ISOFix

Children are a priority for you and us. ISOFix child-seat fixings are acknowledged to be the safest in the world. That's why we fitted them in the CR-V. The system has mountings connected to the chassis at the core of the CR-V. These easy-to-reach connections make the system extremely strong and secure. And very simple to use.



An ISOFix anchorage system is fitted to the outside rear seats.

Electronic Brakeforce Distribution (EBD)

Carry a heavy load – luggage or passengers – and your brakes need additional help to compensate for the extra weight. EBD works with ABS to assess how much weight is needed throughout the CR-V. Then it automatically adjusts the brakeforce applied to front and rear wheels. Delivering maximum brake power where you need it most. So you brake evenly all the time.

Airbag

The CR-V's multiple airbags give all-round protection. There are 2 in front and 2 at the sides. Our side curtain airbags on Sport and Executive models work with the CR-V's new intelligent rollover system. Sensors deploy curtain airbags on both sides of the CR-V in the unlikely event of a rollover. Giving extra protection and peace of mind.

?What is the difference between safe and safest

We call it Tochigi. Our very own crash-test centre. The tests conducted by standard facilities weren't rigorous enough for us. We wanted to push the CR-V's safety features to the limits. And beyond. Because our commitment to safety extends to everyone. We even created our own pedestrian crash-test dummy, POLAR II. It replicates the reactions of the human body in a crash, helping us make the CR-V safe for everyone.

Inside and out. Normally, extra safety means extra cost. Not at Honda. We fit as many safety features as we can as standard, so there's no surprise its NCAP safety ratings are anything but. With 4-star impact safety and 3-star pedestrian safety, the CR-V achieved the highest ratings in NCAP's 'Small Off-Roader' class. Standard features, exceptional safety.



Honda's own advanced crash test centre, Tochigi, is the world's largest crash testing facility.




By replicating the human body, our unique POLAR II dummy raises pedestrian safety to outstanding levels.



In addition to front and side airbags, Sport and Executive grades are fitted with curtain airbags and roll-over sensors to further improve the safety of your most precious cargo.



Curtain airbags provide additional protection from side impacts.



The CR-V's NCAP safety ratings make it one of the safest SUVs for both passengers and pedestrians.



CH
▲
VOL
▼
MODE

RES
ACCEL
CANCEL
SET
DECEL



Chrome-rimmed dials give a sense of sophistication and style within the cabin.



Cruise control is featured on Sport and Executive models for ultimate convenience. VSA is standard on Executive.



Front seats are fitted with armrests for added comfort and luxury.



Steering wheel mounted controls are positioned right where you need them.



The centre console features a secure storage compartment, well positioned for both front passengers. On automatic models only.



Both front seats are heated on the Executive model for those cold mornings.



The automatic gearshift is positioned high on the dash where it's easily within arms reach.



Rear headrests fit into the seat to allow greater visibility and comfort.



The handbrake is positioned in the dash for ease of use, style and space.



The trip computer tells you how far you have travelled in miles per gallon, plus instantaneous and average fuel consumption.



The driver's door is equipped with master electric window controls, wing mirror adjust, heater, and handy storage area.



A handy picnic table fits neatly into the boot, acting as the boot floor and wet storage area cover when not in use.



The centre tray incorporates bottle and cup holders, so you can easily refresh.



Chrome door handles on the Executive model give you the feeling of refinement before you even enter your CR-V.



The bee sting aerial is neatly positioned for sporty styling.



Re-designed headlight clusters mean you can see and be seen on the road even more clearly.



Long streamlined rear lights are easy for other road users to see and complete the stylish look of the rear.



Headlight washers on the Sport and Executive models ensure your lights are always at maximum brightness.



An integrated swing up glass hatch, which opens separately from the main tailgate, allows easy access into the boot.



The chrome front grille sets the scene for the refinement of the CR-V.



Heated electric wing mirrors complete the feeling of all-round luxury.

2.0 i-VTEC SE / 2.2 i-CTDi SE



Interior shown is 2.0 i-VTEC SE manual with standard black upholstery

2.0 i-VTEC Sport / 2.2 i-CTDi Sport



Interior shown is 2.0 i-VTEC Sport manual with standard black upholstery



For full exterior colour options please see colour palette at back of brochure.



Model shown is petrol 2.0 i-VTEC SE



For full exterior colour options please see colour palette at back of brochure.



Model shown is petrol 2.0 i-VTEC Sport

2.0 i-VTEC Executive / 2.2 i-CTDi Executive



Interior shown is 2.0 i-VTEC Executive automatic with black leather upholstery



Interior shown is 2.0 i-VTEC Executive manual with optional titanium leather upholstery



For full exterior colour options please see colour palette at back of brochure.



Model shown is petrol 2.0 i-VTEC Executive



	2.0 i-VTEC SE	2.2 i-CTDi SE	2.0 i-VTEC Sport	2.2 i-CTDi Sport	2.0 i-VTEC Executive	2.2 i-CTDi Executive
Engines						
Type	DOHC i-VTEC	Common rail turbo diesel	DOHC i-VTEC	Common rail turbo diesel	DOHC i-VTEC	Common rail turbo diesel
Displacement (cc)	1998	2204	1998	2204	1998	2204
Maximum power (ps @ rpm)	150@6,500	140@4,000	150@6,500	140@4,000	150@6,500	140@4,000
Maximum torque (Nm @ rpm)	192@4,000	340@2,000	192@4,000	340@2,000	192@4,000	340@2,000
Maximum torque (lb-ft @ rpm)	142@4,000	251@2,000	142@4,000	251@2,000	142@4,000	251@2,000
Fuel required	95 RON Petrol	Diesel	95 RON Petrol	Diesel	95 RON Petrol	Diesel
Fuel Economy (man/auto)†						
Urban (l/100km)	11.5/12.3	8.2	11.5/12.3	8.2	11.5/12.3	8.2
Urban (mpg)	24.6/23.0	34.4	24.6/23.0	34.4	24.6/23.0	34.4
Extra urban (l/100km)	7.6/7.6	5.8	7.6/7.6	5.8	7.6/7.6	5.8
Extra urban (mpg)	37.2/37.2	48.7	37.2/37.2	48.7	37.2/37.2	48.7
Combined (l/100km)	9.0/9.3	6.7	9.0/9.3	6.7	9.0/9.3	6.7
Combined (mpg)	31.4/30.4	42.2	31.4/30.4	42.2	31.4/30.4	42.2
CO ₂ (g/km)	215/221	177	215/221	177	215/221	177
Potential range per tank (miles)* (man/auto)	400/388	538	400/388	538	400/388	538
Transmissions						
6 speed manual	-	•	-	•	-	•
5 speed manual	•	-	•	-	•	-
4 speed automatic	◦	-	◦	-	◦	-
Performance (man/auto)						
Acceleration 0-62 mph (secs)	10.8/13.1	10.6	10.8/13.1	10.6	10.8/13.1	10.6
Maximum speed (mph)	110/104	112	110/104	112	110/104	112
Weights and Capacities						
Boot capacity to roof seat up (litres, VDA method)	761	761	761	761	761	761
Boot capacity to roof seat down (litres, VDA method)	1568	1568	1554	1554	1554	1554
Boot capacity to window seat up (litres, VDA method)	527 - 628 (sliding rear seat)	527 - 628 (sliding rear seat)	527 - 628 (sliding rear seat)	527 - 628 (sliding rear seat)	527 - 628 (sliding rear seat)	527 - 628 (sliding rear seat)
Boot capacity to window seat down (litres, VDA method)	948	948	948	948	948	948
Fuel tank (litres)	58	58	58	58	58	58
Kerb weight (kg) (man/auto)	1517/1539	1637	1542/1564	1661	1554/1576	1668
Turning circle - kerb to kerb (m)	10.6	10.6	10.6	10.6	10.6	10.6
Maximum towing weight with brakes (kg)**	1500	1500	1500	1500	1500	1500
Maximum towing weight without brakes (kg)**	600	600	600	600	600	600
Maximum trailer nose weight (kg)	100	100	100	100	100	100
Wheels and Tyres						
16" alloy wheels	◦	◦	•	•	•	•
Tyres	215/65R16	215/65R16	215/65R16	215/65R16	215/65R16	215/65R16
Wheels	16" steel	16" steel	16" alloy	16" alloy	16" alloy	16" alloy
Spare wheel	215/65R16	215/65R16	215/65R16	215/65R16	215/65R16	215/65R16
Instruments and Controls						
Dashboard illumination - White	•	•	•	•	•	•
Cruise control	-	-	•	•	•	•
Digital clock (built into audio system)	•	•	•	•	•	•
Digital odometer (A / B trip)	•	•	•	•	•	•
Audible headlight on reminder	•	•	•	•	•	•
Illuminated ignition switch	•	•	•	•	•	•
Internally adjustable headlight height	•	•	•	•	•	•
Front interior welcome light	•	•	•	•	•	•
Remote glass hatch release	•	•	•	•	•	•
Fuel filler release	•	•	•	•	•	•
Tachometer (rev counter)	•	•	•	•	•	•
External temperature gauge (built into odometer)	•	•	•	•	•	•
Digital fuel consumption display	•	•	•	•	•	•
Safety						
Vehicle Stability Assist (VSA)	-	-	-	-	•	•
Dual front Supplemental Restraint System (SRS) airbags	•	•	•	•	•	•
Dual side Supplemental Restraint System (SRS) airbags	•	•	•	•	•	•
Dual curtain Supplemental Restraint System (SRS) airbags front and rear	-	-	•	•	•	•
Roll-over protection	-	-	•	•	•	•
Anti-lock Braking System (ABS)	•	•	•	•	•	•
Electronic Brakeforce Distribution (EBD)	•	•	•	•	•	•
Emergency Brake Assist	•	•	•	•	•	•
High level rear brake light	•	•	•	•	•	•

	2.0 i-VTEC SE	2.2 i-CTDi SE	2.0 i-VTEC Sport	2.2 i-CTDi Sport	2.0 i-VTEC Executive	2.2 i-CTDi Executive
Side impact protection beams	•	•	•	•	•	•
Front seat belt pre-tensioners	•	•	•	•	•	•
Front seat belt buckle pre-tensioners	•	•	•	•	•	•
Height adjustable front seat belts	•	•	•	•	•	•
5 x 3 point seat belts	•	•	•	•	•	•
ISOFix childseat restraint mechanism	•	•	•	•	•	•
Headlight washers	-	-	•	•	•	•
Dual tone horn	•	•	•	•	•	•
Front ventilated disc brakes	•	•	•	•	•	•
Rear disc brakes	•	•	•	•	•	•
Drive-By-Wire (DBW)	•	•	•	•	•	•
Rear central head restraint	•	•	•	•	•	•
Rear outer head restraints	•	•	•	•	•	•
Security						
Key integrated remote keyless entry	•	•	•	•	•	•
Rolling code ECU engine immobiliser	•	•	•	•	•	•
Honda Superlocks (deadlocks)	•	•	•	•	•	•
Externally visible Vehicle Identification Number (VIN)	•	•	•	•	•	•
Central locking	•	•	•	•	•	•
High security integrated audio	•	•	•	•	•	•
Tonneau cover	•	•	•	•	•	•
Lockable glovebox	•	•	•	•	•	•
Interior and perimeter alarm system (CAT 1)	•	•	•	•	•	•
Exterior						
Chrome tail pipe garnish	-	-	-	-	•	-
Front skid plate	-	-	-	-	•	•
Front splash guard	•	•	•	•	•	•
Body colour bumpers	-	-	•	•	•	•
Body colour door mirrors	-	-	•	•	•	•
Body colour door handles	-	-	•	•	-	-
Chrome door handles	-	-	-	-	•	•
Black side protection strips	•	•	-	-	-	-
Body colour side protection strips	-	-	•	•	•	•
Intermittent rear windscreen wiper	•	•	•	•	•	•
Roof mounted aerial	•	•	•	•	•	•
Power adjustable and heated door mirrors	•	•	•	•	•	•
Electric power folding door mirrors	-	-	-	-	•	•
Glass electric tilt or slide sunroof with sunshade	-	-	•	•	•	•
Rear door mounted spare tyre	•	•	•	•	•	•
Soft spare wheel cover	•	•	-	-	-	-
Hard body colour spare wheel cover	◦	◦	•	•	•	•
Front mudguards	•	•	•	•	•	•
Rear mudguards	•	•	•	•	•	•
Front foglights	◦	◦	•	•	•	•
Rear roof spoiler	-	•	-	•	-	•
Privacy glass	-	-	-	-	◦	◦
Length (mm)	4615	4615	4635	4635	4635	4635
Width including door mirrors (mm)	2050	2050	2050	2050	2050	2050
Width excluding door mirrors (mm)	1785	1785	1785	1785	1785	1785
Height excluding aerial	1710	1710	1710	1710	1710	1710
Height including aerial	1835	1835	1835	1835	1835	1835

● standard ○ optional - not available

† **Fuel consumption.** These are the results of the fuel consumption test conducted by the Department of Transport. This test is designed to give a realistic indication of on-road fuel consumption.

* Calculated using a combined cycle. Results will vary according to driving conditions.

** **Maximum towing weights** are based on the ability of the car, with two occupants of 75kg each, to restart on a 12% gradient at sea level. At altitudes in excess of 1500 metres, engine output may drop with a reduction in towing capability. Extra weight, such as additional passengers or luggage, should also be deducted from the maximum towing weight.

	2.0 i-VTEC SE	2.2 i-CTDI SE	2.0 i-VTEC Sport	2.2 i-CTDI Sport	2.0 i-VTEC Executive	2.2 i-CTDI Executive
Comfort and Convenience						
Illuminated glove box	-	-	•	•	•	•
Steering wheel mounted controls	•	•	•	•	•	•
Leather multi function steering wheel	-	-	-	-	•	•
Leather and alloy gear knob	-	-	-	-	•	•
Door mounted glass rear hatch release	•	•	•	•	•	•
Manual air conditioning with pollen filter	•	•	-	-	-	-
Climate controlled air conditioning with pollen filter	-	-	•	•	•	•
Driver vanity mirror with lid in sunshade	•	•	•	•	•	•
Passenger vanity mirror with lid in sunshade	•	•	•	•	•	•
Drivers foot rest	•	•	•	•	•	•
Folding front centre storage tray	•	•	•	•	•	•
Front cupholders	•	•	•	•	•	•
Rear cupholders	•	•	•	•	•	•
Front passenger seat undertray	•	•	•	•	•	•
Luggage tie down rings	•	•	•	•	•	•
Driver seatback pocket	•	•	•	•	•	•
Passenger seatback pocket	•	•	•	•	•	•
Power assisted steering	•	•	•	•	•	•
Front electric windows	•	•	•	•	•	•
Rear electric windows	•	•	•	•	•	•
Tilt adjustable steering wheel	•	•	•	•	•	•
Rear underfloor storage for wet items (in boot)	•	•	•	•	•	•
Boot integrated folding picnic table	•	•	•	•	•	•
Rear 12V power outlet	•	•	•	•	•	•
Seating						
Drivers seat height adjustment	•	•	•	•	•	•
Drivers seat armrest	•	•	•	•	•	•
Passenger seat armrest	•	•	•	•	•	•
Rear seat central armrest	•	•	•	•	•	•
60:40 split folding second row seats	•	•	•	•	•	•
Independently sliding rear seats	•	•	•	•	•	•
Independently reclining rear seats	•	•	•	•	•	•
Rear seat independent fold down	•	•	•	•	•	•
Leather upholstery	-	-	-	-	•	•
Heated front seats	-	-	-	-	•	•
In Car Entertainment***						
Rear speakers	•	•	•	•	•	•
Front speakers	•	•	•	•	•	•
Tweeters	◦	◦	•	•	•	•
DVD Satellite Navigation with CD tuner	◦	◦	◦	◦	•	•
Stereo radio CD tuner with RDS	•	•	•	•	-	-
Options***						
City Pack Soft front grille guard, front skid plate, parking sensor and dashboard anti-slip mat set	◦	◦	◦	◦	-	-
Sports Pack Soft front grille guard, front skid plate, fender flares and side protection pipes	◦	◦	◦	◦	-	-
Style Pack Soft front grille guard, front skid plate, fender flares and running boards	◦	◦	◦	◦	-	-
Sound System Pack 6 CD Player, subwoofer and attachment kits	◦	◦	◦	◦	-	-
Entertainment Pack IVES and 2nd DIN option attachment kit	◦	◦	◦	◦	-	-

● standard ◦ optional - not available

***For a full listing of accessories please see price list or your local Honda dealer



1785 mm
(2050 mm including mirrors)



4635 mm



1710 mm
(1835 mm including aerial)





Sports Pack Distinguish your CR-V with a soft front grille guard (primed as standard), and a stylish front skid plate. Stainless steel pipes protect the side of your CR-V and feature the CR-V logo. Wide fender flares (primed) complete the stylish look. In addition these 16" alloy wheels are available as an option. Foglights are also available as an option on the SE grade.



Rear view of **Sports Pack**



The 'easy fit' bicycle attachment has been specially developed and tested for safe and easy transportation of your bicycle. Your bike can easily be attached to this unique roof rack.



Honda's rear entertainment system will occupy your passengers on long journeys, or even short ones!



Designed to protect your CR-V's interior, this anti-slip tray is flexible and perfectly fits your boot.



Safely keep your four-legged friend in the back of your car with Honda's dog guard and its lower extension.



A range of childseats are available. The ISOFIX childseat (9-18 kg) is shown above.



Detachable trailer hitch with electrics.



City Pack Includes a soft front grille guard (primed as standard) with front skid plate. Parking sensors make small spaces easy to manoeuvre in, and a dashboard anti-slip mat set keeps items still. In addition these 16" alloy wheels, as shown above, are available as an option. Foglights shown are also available as an option on the SE model.



Style Pack Includes a soft front grille guard (primed as standard) and stylish front skid plate. Sturdy running boards provide an easy step up. Wide fender flares (primed) are also included. In addition these 16" alloy wheels, as shown above, are available as an option. Foglights shown are also available as an option on the SE model.



CR-V's powerful foglights are integrated into the front bumper.



Honda's Satellite Navigation system is powerful and accurate yet incredibly user-friendly.



The B-pillar garnish set adds an extra touch of refinement and features the CR-V logo.



Privacy glass gives your CR-V a distinctive and striking look. Available on Executive models only.



This specially designed highly polished 16" aluminium alloy wheel adds to the stylish look.



8 Disc CD Changer - all the hard work of changing the CD's is done remotely, so you don't have to do a thing except sit back and listen.



Bluetooth® - no wires, no hands. Just clearer and safer telephone calls with state-of-the-art Bluetooth technology.*

*Please refer to your local Honda dealer for phone coverage.



?Why do we find it hard to talk about money

You've studied it. Talked about it. Dreamed about it. Now you have to pay for it. Just doesn't feel like part of the fun, somehow. So we thought, there should be a better way to do this. Not a quick-fix, easy-terms, one-size-fits-all deal, either. Finance that sounds too good to be true usually is. We were thinking 'simple', 'flexible' and 'convenient'. And that's what you get, right from making the deposit.

?So where do we start

With the deposit. Your current car or cash are both fine. You don't have either? No problem: we can work out a zero-deposit package, too.

?Done your sums

The most important part of any finance is the monthly payments. Only you know how much you can really afford. So tell us. That way, we can work out monthly payments to fit in with your budget. Our finance packages are flexible enough to work round just about anything. After that, it's up to you.

We give you choices right through the process, including at the end of the agreement. You want to keep the car? Simple: make the final payment and it's all yours. Or, you can give it back. As long as it's in good condition and within the agreed mileage, you can walk away with nothing more to pay*.

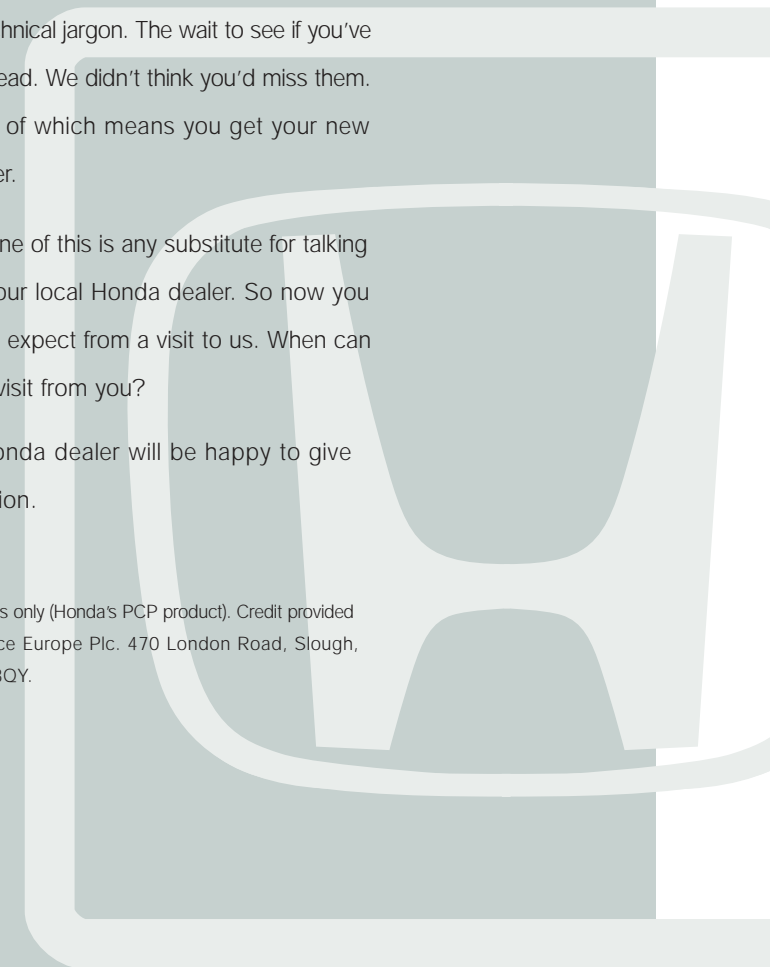
And if you're ready for a new Honda, we'll arrange a part-exchange and a new finance package. Easy, really.

Making our finance more straightforward meant leaving out a few things. The long, complex forms. The dense technical jargon. The wait to see if you've got the go-ahead. We didn't think you'd miss them. We don't. All of which means you get your new Honda quicker.

Of course, none of this is any substitute for talking it over with your local Honda dealer. So now you know what to expect from a visit to us. When can we expect a visit from you?

Your local Honda dealer will be happy to give you a quotation.

*Honda Aspirations only (Honda's PCP product). Credit provided by Honda Finance Europe Plc. 470 London Road, Slough, Berkshire, SL3 8QY.





?Want to predict the future

The CR-V, like all Hondas, is made to our exacting standards. But we take nothing for granted. So the CR-V is covered by a 3 year manufacturer's warranty*. You can extend this period of cover with a Hondacare Guarantee and give yourself peace of mind for up to a further 4 years. Hondacare Guarantee is unique and only available from authorised Honda Dealerships. Just choose the period of cover you want - from 3 months to 4 years. Then sit back and relax, knowing that help is only a telephone call away. Unexpected repair bills will be settled immediately.

Further benefits include:

- Repairs carried out by Honda trained technicians.
- Guarantees the use of only Genuine Honda parts.
- Hondacare Assistance - Honda's comprehensive breakdown and recovery package.

Just ask your authorised Honda Dealership for more details.

?Like beneficial insurance rates

The Honda Owners Insurance scheme has been specially designed so that Honda owners receive beneficial insurance cover at competitive rates. To obtain details of all the benefits included and to receive a quotation, please contact your authorised Honda dealer or call 0845 200 8000.

?Is help at hand when it really matters

With Honda it is. Because if you're unlucky enough to have an accident, we have a free Hondacare Accident Helpline that will sort all the details for you and make it a priority to get your car back on the road. In the event of an accident please telephone 0800 521 728.

?Shouldn't the last thing you think about be maintenance

A Hondacare Maintenance Plan** means you won't have to think about it at all. It covers you for all servicing and maintenance costs and can be paid for by Direct Debit in monthly installments. So you can get on with enjoying your car.

It's competitive and flexible.

All servicing is undertaken by Honda dealers. This gives you access to fully qualified technicians and an established network of dealers throughout the UK.

It means your car will only ever be serviced and repaired with genuine Honda parts.

It protects the value of your car. It's backed by Hondacare Assistance, giving you peace of mind 24 hours a day every day of the year.

It's backed by a Honda Manufacturer Warranty. For full details, please contact your Honda dealer.

?Can your car get the service you do

We spend a lot of time working out the best service we can give to our customers. And you'd expect us to also come up with the best service for your car, too. So we designed Hondacare Budget Plan Servicing**. This way, you can spread the cost of servicing your car with fixed monthly payments. It's available for new and used Honda cars, and for private and business users too.

*Subject to the Warranty terms and conditions listed on pages 15 and 16 of your service book.

**Terms and conditions apply.

9,000 Miles/12 Months	
HR-V • S2000 • NSX • Legend • Insight Civic Diesel (3 door and 5 door)	
Months	Miles
12	9,000
24	18,000
36	27,000
48	36,000
60	45,000
72	54,000
84	63,000
96	72,000
108	81,000
120	90,000
132	99,000
144 [†]	108,000

12,500 Miles/12 Months	
Jazz • Stream • FR-V • Civic 4 door IMA • Civic Type-R CR-V (Petrol and Diesel) Civic Petrol (3 door and 5 door) Accord Saloon and Tourer (Petrol and Diesel)	
Months	Miles
12	12,500
24	25,000
36	37,500
48	50,000
60	62,500
72	75,000
84	87,500
96	100,000
108	112,500
120	125,000
132	137,500
144 [†]	150,000

[†]Should mileage exceed 144 months or 108,000/150,000 miles, please contact your local Honda dealer to obtain a Continuation Service book.

CR-V	Transmission	CO ₂ (g/km)	VED Band	Fuel Economy combined (l/100km/mpg)
2.0 i-VTEC SE	5 speed manual	215	D	9.0/31.4
2.0 i-VTEC SE	4 speed automatic	221	D	9.3/30.4
2.2 i-CTDi SE	6 speed manual	177	C	6.7/42.2
2.0 i-VTEC Sport	5 speed manual	215	D	9.0/31.4
2.0 i-VTEC Sport	4 speed automatic	221	D	9.3/30.4
2.2 i-CTDi Sport	6 speed manual	177	C	6.7/42.2
2.0 i-VTEC Executive	5 speed manual	215	D	9.0/31.4
2.0 i-VTEC Executive	4 speed automatic	221	D	9.3/30.4
2.2 i-CTDi Executive	6 speed manual	177	C	6.7/42.2



?Ever tried a little blue sky thinking

We love this planet as much as you do. And we're well aware that a global corporation that builds cars has to take its responsibilities very seriously. And that's why we only ever build cars with the future in mind. A lot of damage has been done since the invention of the internal combustion engine, but thanks to cutting-edge technology we're aiming to cut it out altogether.

Our manufacturing plant in Swindon is reducing the amount of landfill waste it produces. At the going rate, we're on track to cut that figure to zero by 2010. The development of our 3R concept - reduce, reuse, recycle - allows us not only to apply our principles throughout the plant, but also provides an educational tool for local schools and councils who visit us on a regular basis. We've made technological developments that radically reduce emissions too. Like the Insight. It's the most fuel-efficient sports coupé in existence thanks to its Integrated Motor Assist technology.



The same technology you'll find in the 4 door Civic Executive, winner of Best Fuel Economy in 2003 and Best 1-1.4 litre Engine at the 2004 International Engine of the Year Awards and the BP Green Fleet award for vehicle innovation. Our new generation i-series engines, such as our i-VTEC engine, are on course to produce 75% less HC (hydrogen and carbon atoms) and NOx (oxides of nitrogen) emissions by 2005, as well as on course to meet the 2010 fuel economy criteria in all weight categories.

Ahead of new regulations due to come into force in 2006, we've reduced our motorcycles' emissions and fuel consumption by 30%. And the production of road-going two-stroke engines is now a thing of the past. Even when it comes to boats, if you're

after an outboard engine, with Honda you'll only ever get the cleaner four-stroke version.

At Honda, if we have an idea, we want to make it happen. Take the groundbreaking FCX fuel-cell electric vehicle, which produces only water as a by-product. The first car of its kind to obtain approval for commercialisation in the US, it's fuelled by the chemical reaction between hydrogen and oxygen - we've even built a solar-powered hydrogen fuelling station at our research institute in Los Angeles. It's the greenest vehicle on the planet, and it's already driving around the streets of Tokyo and LA.



Not only are we cutting environmentally damaging emissions, we're actively putting something back in.

At participating Honda Dealerships, customers could now receive a Tree-Tube in association with Future Forests, as a thank-you present. Each tube is equivalent to three months' worth of CarbonNeutral® driving, promoting projects that absorb, neutralise and offset the carbon dioxide emissions produced by car driving. So, not only are we planting forests in the UK, we're also swapping kerosene burners for solar panels in Sri Lanka and introducing energy efficiency equipment in poorer homes across the USA. And there are more projects on the way. We're also rewriting the rulebooks by changing the way people think about transport. We know that cars have become so popular that the planet is becoming gridlocked. That's why we've introduced traffic-reduction schemes in Singapore, such as the Intelligent Community Vehicle System, which encourages shared use of vehicles in urban areas. We want to create more public space, reduce traffic, lower pollution and provide an improved living environment for everyone. At Honda we want to fill the world with great ideas. Not pollution.



All these innovations are in constant development, and there are new ideas being born every minute. We are always looking to improve, to make our products cleaner, safer, more efficient. It's all part of our continuing mission to push back the boundaries of science, to turn inspirational ideas into reality.



?Why stop when you reach the limit

Think of some of the world's most innovative creations. The people who made them dared to challenge convention. At Honda, we let nothing get in the way of a good idea. We encourage our designers to test the boundaries of science as well as their own imaginations. That's why our cars, motorcycles, ATV's, powerboat engines and power equipment products are used the world over, consistently winning new awards, new accolades and new friends.

But it doesn't stop there. After witnessing an aerobatics display as a schoolboy our founder, Soichiro Honda, dreamed of creating an aeroplane. Eighty-seven years later our engineers are putting the finishing touches to the HondaJet. True to Honda's belief in finding solutions through innovation and imagination, the jet challenges standard aircraft design. Its HF118 turbofan engines are located on the upper sides of the wings, part of a groundbreaking design that reduces drag at high speed and increases fuel efficiency by 40%. This break from conventional design also allows for 30% more cabin space. It goes to show what you can achieve by letting your imagination run free.

On the ground our desire to innovate is as strong as it's ever been. This applies as much to bicycles as it does to Formula 1 racing cars. On two wheels, we have recently perfected the RN01 downhill mountain bike, with its unique gearbox system that allows cyclists to change gear without the need to pedal. This revolutionary design was born out of an enthusiastic idea that was allowed to flourish, rather than a design requirement.

On the track, our Formula 1 programme saw young British contender Jenson Button rise to the podium ten times in 2004, the Honda BAR Team achieving second place in the Constructor's Championship, and the Honda engines proving credible and consistent rivalry to those of the dominant Ferrari team.

Some innovations come from the heart. One Honda engineer, who hated diesel engines so much, made it his mission to revolutionise them. The i-CTDi sets a new benchmark in diesel technology. High in torque and low in fuel consumption, it's unique closed deck aluminium construction, one of the only aluminium diesel engines on the market, offers power, cleanliness and an incredibly low noise output, creating a level of performance that rivals the very best in the market.

It's part of our constant mission to reduce emissions and create cleaner vehicles – like the FCX series. These vehicles use hydrogen fuel cells as their power source, producing only water as a by-product. When it comes to engines, you don't get much cleaner than that.

And then there's ASIMO. Our famous robot. With his ground breaking abilities in balance, manoeuvrability, face and voice recognition, he represents our vision of creating technologies that go way beyond our everyday perceptions of transport and mobility.

Our latest inspiration comes in the form of an intelligent night-vision system, which uses infrared cameras to see in the dark and is the world's first system to detect pedestrians or moving, heat-emitting objects such as animals that are in the vehicles path, or even judged to be moving into that path.

The system warns the driver via an audio caution linked to a 'heads-up' display above the dashboard. Even when it comes to safety we look beyond the expected. As one of the first manufacturers to develop pedestrian safety technology, we continue to place importance in this area. Our latest innovation is the 'pop-up' bonnet system. It uses sensors in the bumper to indicate whether an impact with a pedestrian has occurred. This triggers a mechanism that raises the rear portion of the engine hood away from the hard components found underneath it. Our Head Injury Criteria are reduced by up to 40% when this system is fitted.



Jazz



Insight



HR-V



Honda S2000



Civic 3 Door



Civic 5 Door



FR-V



Civic 4 Door



Stream



CR-V



Accord Saloon



Accord Tourer

?What do all Honda cars have in common

More than you might think to look at them. They're all unique. But every Honda is designed to excite, inspire and perform.

How do we turn that dream into reality? Through world-class engineering and innovation. Show us a boundary, and we'll push it, whether in aesthetics, safety, driving dynamics or engine technology. Our i-VTEC engines deliver the exact amount of power needed, at the precise moment it's asked for. Our new i-CTDi is quiet and refined like our petrol engines but with all the fuel consumption and tax benefits of diesel. And our multi award-winning Integrated Motor Assist (IMA) ingeniously combines petrol and electric motor technology to save fuel, tax and money.

We're obsessed with detail and build quality. If a conventional process doesn't produce the results we want, we'll invent a new one that does. Like our advanced dip-and-roll painting technique, designed to prevent air bubbles forming under the surface of the paint.

We even build some of the machines that build our cars. The Civic 3 door, Civic 5 door and CR-V all start life at our Swindon plant, in which we've invested £1.15 billion since its opening. Making it one of the world's most sophisticated production lines. But it's not just what's inside our buildings that meets with others' approval: in October 2002, the Chartered Institute of Building gave us its prestigious 'Building Award' for our second European car plant.

But there's another, even more important element you'll find in every Honda. A shared heritage, the engineering equivalent of DNA. Which is? Racing. It was the lifelong passion of our founder Soichiro Honda, and we're still competing at the highest level today. In 2002, our Synchro Motorsport Team drove the Civic Type-R to 17 British Touring Car Championship (BTCC) victories – including the overall Driver's and Team titles.

As well as providing the perfect proving ground for new technology, racing teaches the importance of safety. Which is why we've built the world's largest crash-testing facility. We've also developed the most advanced crash-test dummy in existence, the Honda POLAR II: the AA presented us with a special award for our work in developing pedestrian-friendly vehicles. And of course, all that work is in your new Honda, too. Every Honda model is a product of the power of dreams. It's what brings them all together. And makes them completely unique.

GLOSSARY

Common rail Common rail diesel engines have a reservoir of highly pressurised fuel close to the cylinder heads. As well as allowing extremely precise amounts of fuel to be injected into the combustion chamber very quickly, the pressure means the fuel forms a finer mist, so burns more efficiently. This makes the engine more economical, and reduces noise, smoke and emissions levels.

Drive-by-Wire The addition of drive-by-wire throttle across the range ensures a smoother and more instantaneous response to acceleration pedal inputs, particularly when the CR-V is pulling away from standstill.

Electronic Brake-force Distribution (EBD) Electronic Brake-force Distribution works in tandem with ABS, analysing weight distribution around the car and automatically adjusting the braking force applied to front and rear wheels. This helps maintain directional stability.

Emergency Locking Retractor (ELR) ELR or Emergency Locking Retractor is an essential component in the safe operation of the CR-V's seatbelts in an emergency. Also known as Roll-up device, Inertia Reel, Automatic Reel & Automatic Seat Belt. It is a system designed to stow the seatbelt webbing not in use and lock it securely, restraining the driver in a predetermined emergency situation.

i-CTDi The Honda i-CTDi engine - the 'i' stands for 'intelligent' - is a new-generation direct injection engine that uses both the latest common rail and variable turbocharger technology. As a result, it's significantly quieter, smoother, more powerful and returns greater fuel economy than conventional diesels.

ISOFix ISOFix stands for "International Standards Organisation Fix". It is the new standard for installing child seats into a car. ISOFix is a system which we've fitted as standard to the two outer rear seats. It creates a rigid link between the child

seat and the car to provide extra solidity in the event of an emergency. An additional benefit is the ease and speed with which an ISOFix seat can be fitted into the CR-V.

Power Power is a measurement of how fast work can be done.

Roll-Over Sensor In the unlikely event of a rollover specially designed sensors can help minimise damage and injury by activating the occupant protection systems. The curtain airbags will deploy if the system detects that the car is rolling over sideways.

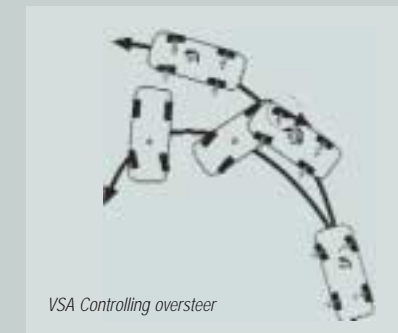
Supplemental Restraint Systems (SRS) Airbags are known as Supplemental Restraint Systems (SRS) and are not a substitute for the use of seatbelts. In an impact, sensors in the vehicle detect the sudden deceleration. If the crash is severe enough electricity flows to the inflator and causes ignition of the gas generator. The inflating airbag splits open the trim cover. The airbag then rapidly unfolds and inflates in front of the occupant. These steps take place in a fraction of a second.

Torque Torque is a twisting or rotational force. For example, when you use a spanner to tighten a bolt, you are actually applying torque to turn the bolt. The further out you hold the spanner, the more torque you apply. Low rev torque is the ability of an engine to develop strong response (rotational force), and hence, acceleration from lower revs and speeds. As speed rises, torque becomes less important than power for maintaining high speeds.

Variable turbocharger Turbochargers use rotors to pressurise the air going into the cylinders. This increases the air's oxygen density, improving combustion and producing more power. The turbocharger fitted to the i-CTDi engine has variable nozzles, which boost the airflow according to how hard you press the accelerator - the more you put your foot down, the more the airflow is increased. This produces instant, smooth acceleration, virtually eliminating the problem of 'turbo lag'.

Vehicle Stability Assist (VSA)

Vehicle Stability Assist helps you maintain control during cornering, acceleration and collision-avoidance manoeuvres. When it detects wheel-slip under acceleration, it applies braking to the affected wheel and reduces engine power until traction is regained. Any understeer and oversteer that falls outside the system's predicted range of vehicle responses is also corrected automatically.



VSA Controlling oversteer



VSA Controlling understeer

Variable Timing Control (VTC)

Variable Timing Control responds to changes in your speed to optimise airflow to the engine. So it runs smoothly and efficiently at all times. As you increase speed, VTC lets the engine suck in air more quickly. This means the cylinder's air/fuel mix is optimised for improved torque and performance, with 90% of torque available at just 3,000 rpm.

Variable Valve Timing and Lift Electronic Control (VTEC)

Variable Valve Timing and Lift Electronic Control varies the amount of valve lift and the duration of valve opening during the intake stroke of each engine cylinder. The effect is optimised combustion over changing engine speeds with the result of reduced fuel consumption and emissions as well as increased engine performance.



the perfect match

Choose a colour from our range of nine strong sophisticated finishes. All the colours have been chosen to suit the appealing exterior design. Take your pick.



Model shown is CR-V 2.0 i-VTEC Executive

Colour options for your

CR-V



Taffeta White



Satin Silver Metallic



Cosmic Grey Pearl



Silver Moss Metallic



Nighthawk Black Pearl



Eternal Blue Pearl



Magnetic Blue Metallic



Milano Red



Royal Ruby Red Pearl

Taffeta White

	Black fabric	Black leather	Titanium leather
2.0 i-VTEC SE	●	-	-
2.2 i-CTDi SE	●	-	-
2.0 i-VTEC Sport	●	-	-
2.2 i-CTDi Sport	●	-	-
2.0 i-VTEC Executive	-	-	-
2.2 i-CTDi Executive	-	-	-

● standard - not available ○ optional

CR-V Colour and Trim

Cosmic Grey Pearl

	Black fabric	Black leather	Titanium leather
2.0 i-VTEC SE	●	-	-
2.2 i-CTDi SE	●	-	-
2.0 i-VTEC Sport	●	-	-
2.2 i-CTDi Sport	●	-	-
2.0 i-VTEC Executive	-	●	○
2.2 i-CTDi Executive	-	●	○

● standard - not available ○ optional

CR-V Colour and Trim

Nighthawk Black Pearl

	Black fabric	Black leather	Titanium leather
2.0 i-VTEC SE	●	-	-
2.2 i-CTDi SE	●	-	-
2.0 i-VTEC Sport	●	-	-
2.2 i-CTDi Sport	●	-	-
2.0 i-VTEC Executive	-	●	○
2.2 i-CTDi Executive	-	●	○

● standard - not available ○ optional

CR-V Colour and Trim

Magnetic Blue Metallic

	Black fabric	Black leather	Titanium leather
2.0 i-VTEC SE	●	-	-
2.2 i-CTDi SE	●	-	-
2.0 i-VTEC Sport	●	-	-
2.2 i-CTDi Sport	●	-	-
2.0 i-VTEC Executive	-	●	-
2.2 i-CTDi Executive	-	●	-

● standard - not available ○ optional

CR-V Colour and Trim

Royal Ruby Red Pearl

	Black fabric	Black leather	Titanium leather
2.0 i-VTEC SE	●	-	-
2.2 i-CTDi SE	●	-	-
2.0 i-VTEC Sport	●	-	-
2.2 i-CTDi Sport	●	-	-
2.0 i-VTEC Executive	-	●	○
2.2 i-CTDi Executive	-	●	○

● standard - not available ○ optional

CR-V Colour and Trim

Colour options for your

CR-V

Satin Silver Metallic

	Black fabric	Black leather	Titanium leather
2.0 i-VTEC SE	●	-	-
2.2 i-CTDi SE	●	-	-
2.0 i-VTEC Sport	●	-	-
2.2 i-CTDi Sport	●	-	-
2.0 i-VTEC Executive	-	●	-
2.2 i-CTDi Executive	-	●	-

● standard - not available ○ optional

CR-V Colour and Trim

Silver Moss Metallic

	Black fabric	Black leather	Titanium leather
2.0 i-VTEC SE	●	-	-
2.2 i-CTDi SE	●	-	-
2.0 i-VTEC Sport	●	-	-
2.2 i-CTDi Sport	●	-	-
2.0 i-VTEC Executive	-	●	-
2.2 i-CTDi Executive	-	●	-

● standard - not available ○ optional

CR-V Colour and Trim

Eternal Blue Pearl

	Black fabric	Black leather	Titanium leather
2.0 i-VTEC SE	●	-	-
2.2 i-CTDi SE	●	-	-
2.0 i-VTEC Sport	●	-	-
2.2 i-CTDi Sport	●	-	-
2.0 i-VTEC Executive	-	●	○
2.2 i-CTDi Executive	-	●	○

● standard - not available ○ optional

CR-V Colour and Trim

Milano Red

	Black fabric	Black leather	Titanium leather
2.0 i-VTEC SE	●	-	-
2.2 i-CTDi SE	●	-	-
2.0 i-VTEC Sport	●	-	-
2.2 i-CTDi Sport	●	-	-
2.0 i-VTEC Executive	-	●	-
2.2 i-CTDi Executive	-	●	-

● standard - not available ○ optional

CR-V Colour and Trim