

The Honda Civic Range 2005



These specification details do not apply to any particular product which is supplied or offered for sale. The manufacturers reserve the right to vary their specifications, including colours, with or without notice and at such times in such manner as they think fit. Major as well as minor changes may be involved. Every effort, however, is made to ensure the accuracy of the particulars contained in this brochure. This publication shall not constitute in any circumstances whatsoever an offer by the Company to any person. All sales are made by the Distributor or Dealer concerned subject to and with the benefit of the standard Conditions of Sale and Warranty given by the Distributor or Dealer, copies of which may be obtained from him on request. This publicity material applies to the UK only Trade Descriptions Act (1968). Whilst efforts are made to ensure specification accuracy, brochures are prepared and printed several months in advance of distribution and consequently cannot always immediately reflect either changes in specification or in some isolated cases the provision of a particular feature. Customers are always advised to discuss specification details with the supplying Dealer especially if your model selection is dependent upon one of the features advertised.

Honda (UK) - Cars

470 London Road, Slough, Berkshire, SL3 8QY
Honda Contact Centre - Telephone: 0845 200 8000
www.honda.co.uk



Printed on Recycled Paper

A division of Honda Motor Europe Ltd. No. 857969 Registered in England and Wales

Part No: CARM_1034
Issue Date: 01/05





At Honda, belief is everything.
 It's the belief that we have the power to change things.
 To make the ordinary, extraordinary.
 To question the status quo.
 To take a boundary and extend it.

Over thirty years and six generations, the Civic has evolved into one of the world's favourite cars. But we knew we weren't finished yet. We stayed true to our philosophy – the power of dreams.

And decided to see just how far we could take a great idea.



DESIGN	
INTERIOR	3
EXTERIOR	
TECHNOLOGY	
PETROL	7
DIESEL	
IMA	
SAFETY	
OCCUPANT	13
PEDESTRIAN	
CIVIC 3 DOOR	
	17
CIVIC 5 DOOR	
	42
CIVIC 4 DOOR	
IMA INSIDE	63
FINANCE	
	78
AFTERCARE	
	80
ENVIRONMENT	
	82
INNOVATION	
	84
HONDA RANGE	
	86
COLOUR OPTIONS	
	88



?Why is it the better something does its job the more we take it for granted



The steering wheel. The rearview mirror.
The gearshift. Always just there.
Always effortlessly efficient. That's what makes the Civic so remarkable. There's so much that you simply don't have to think about.
Take the interior space. It's only when we draw your attention to the fact that the Civic is one of the most spacious car in its class, that you realise it doesn't even look big outside. In fact it's actually shorter than the previous model. But inside you'll find it surprisingly roomy. Clever design that works.
We always aim to enhance your driving experience. To maximise your comfort. Who says you have to stretch to change gear? Certainly not our designers. By mounting the

gearshift on the dashboard, we created a more natural, comfortable driving position.
And where is it written that the exhaust must run down the centre of a car? We don't think it has to. Moving the exhaust to one side means you don't need a central tunnel, so our 3 and 5 door models have a completely flat floor thus creating a spacious and comfortable ride with plenty of legroom for rear passengers. We've even created extra room by making the rear suspension more compact.
When you drive a Civic, there's so much efficient design you can't help but wonder if it's always been this way. It hasn't. Honda have made it this way.

?Where does the Civic inherit its looks from



The Civic is every inch a car of today. But its ancestry stretches all the way back to the first ever Honda: a full-blooded sports car, the Honda S600. Whatever the mechanical equivalent of DNA is, it has passed on family traits to the Civic.

Front and rear bumpers support aerodynamic performance, and give the Civic a sleek, stylish profile. Side skirts both enhance its looks and reduce road noise. And of course the rear

spoiler performs the same function as on the Civic's touring car brother: smoothing the airflow, and making the car stable at high speed.


And when you've gone to these lengths to create the perfect profile, you don't compromise. So we've built the indicators into the door mirrors*, where they're easier for other drivers to see. After all, every enhancement is designed not just to look good, but to improve safety and performance.

*Only available on certain grades





Twin Ring Motegi
race track



?What if you could turn a passion into a profession

For us, racing is a laboratory, where we put our ideas to the ultimate test. Then we take the best elements and put them into road cars like the Civic.

So what have we learned? To create some of the most thrilling engines - which just might explain why we're the world's largest engine manufacturer. Technology we developed for Formula 1 cars evolved into our VTEC technology, which delivers extra power through the engine whenever you need it, as well as providing exceptional fuel economy. i-VTEC (i standing for intelligent) is our second generation VTEC engine. By combining both VTEC (variable valve timing and lift, electronic control) and VTC (variable timing control) to deliver power technology, i-VTEC reduces weight, boosts output, and further improves fuel economy. Then there's our five-link double-wishbone suspension. It's helped us win six consecutive

F1 titles by being perfectly balanced to provide pin sharp responses and real stability at higher speeds. More importantly, it gives the Civic it's amazing driving dynamics.

Race tracks are the most demanding places on earth so where better to test our cars? We've built not one but two Grand Prix standard circuits at Motegi, Japan's only CART series tracks, and a classic Formula 1 circuit at Suzuka, giving us unlimited track time to push our cars to the limit.

But you're going to be driving your Civic on the road, not our tracks, so we take a pre-production model to every country in which we sell and test it under local conditions. Then we adjust the set-up, right down to individual components, so it's perfectly adapted to the roads you drive on every day.

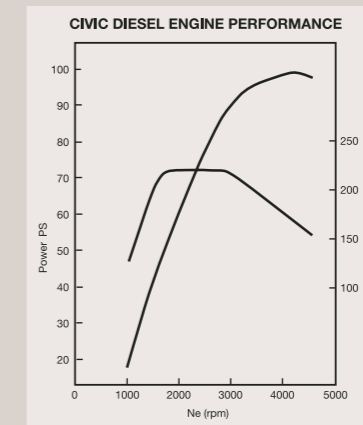
Nothing beats making a living from your passion in life.

?Want to see your fuel budget go further

Our 1.7 litre common rail turbodiesel returns over a remarkable 56 mpg (combined cycle), and a potential range per tank of 620 miles - ideal for high mileage drivers. What's more, its CO₂ emissions of 134 g/km are among the lowest in its class. And thanks to quieter performance, this is one diesel that is as easy on the ear as it is on the eye.

Most importantly, it has all the driving enjoyment of our VTEC petrol engines. Smooth power delivery across the rev range. Effortless town driving and long-haul high performance. Plus if you spend a lot of time on the motorway, you'll find its class-leading acceleration between 50 mph and 80 mph an invaluable bonus.

It's time you looked at diesels again.





?If things could switch themselves off when they weren't being used, wouldn't we save a whole lot of energy



The BP
GreenFleet
Awards 2003

How much of your driving time is actually spent going nowhere? Waiting at lights, sitting in traffic – whatever happened to the open road? More to the point, whatever happens to all that energy? Your car doesn't stop burning fuel when you're standing still. Unless of course, it's a Honda Civic 4 door powered by IMA.

Originally launched in our award winning Insight, IMA provided revolutionary technology within a compact coupé. Great start, but what about those who need that bit of extra space?

This led us to combine ground-breaking intelligence with something far more practical and spacious - the Civic 4 door.



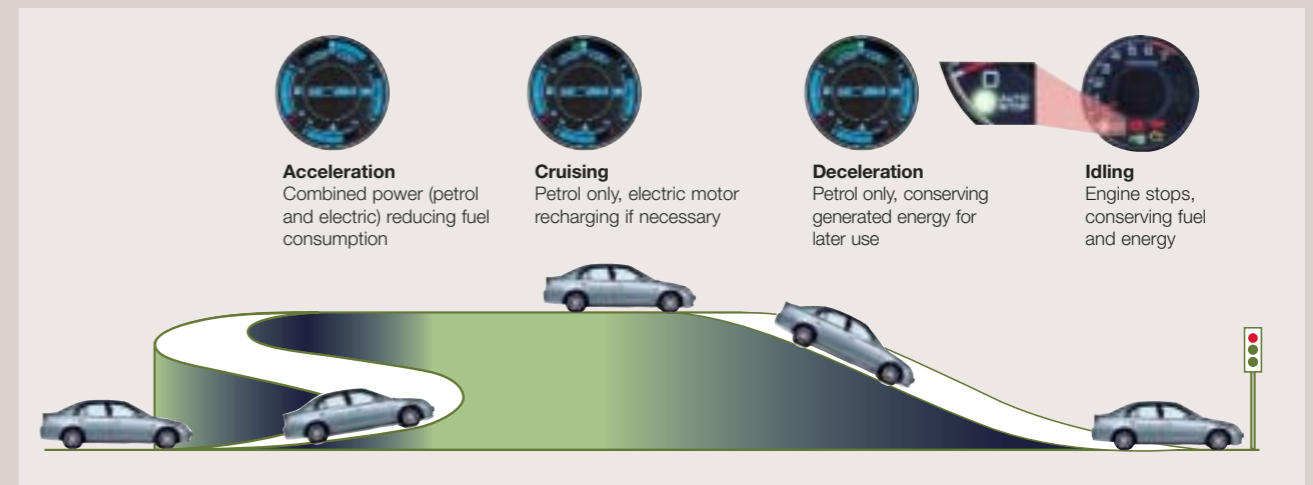
So, what is IMA? Integrated Motor Assist. Or, if you prefer, the future of motoring. Big claim? Yes, but then it is one of the world's most fuel efficient petrol cars. A car that knows when it's not moving and turns the engine off, then restarts it automatically when you put it in first gear. A car with an electric motor that makes the 1.4 litre engine perform like a 1.6, with the fuel economy of a 1.1. A car so intelligent that

when you brake, the electric motor acts as a generator, recapturing the energy that would otherwise be lost and storing it in the battery ready for your next ascent or acceleration. What's more, its emissions are so low you'll pay less for your tax disc. Company car driver? You can look forward to a smaller tax bill next time, too. And for those who drive in London, the Civic 4 door powered by IMA is also exempt from the London congestion charge*.

So, little wonder that IMA won the Best Fuel Economy in 2003 and Best 1-1.4 litre Engine prizes at the 2003 and 2004 International Engine of the Year Awards.

The best part is, all this eco-friendly technology is packed into a Civic. No fins, solar panels, futuristic mirrored glass – apart from a couple of discreet badges, it's simply a Civic 4 door Executive. Will you have to alter your driving style? Only if you count not stopping for petrol so often.

*Subject to registration



?How do you make cars safer



By building safety features in, not adding them on. So every aspect of the Civic has been designed to help you see trouble coming – and stay out of its way. That's why you'll find Anti-lock Braking System (ABS) and Electronic Brake-force Distribution (EBD) with Brake Assist (BA) fitted as standard.

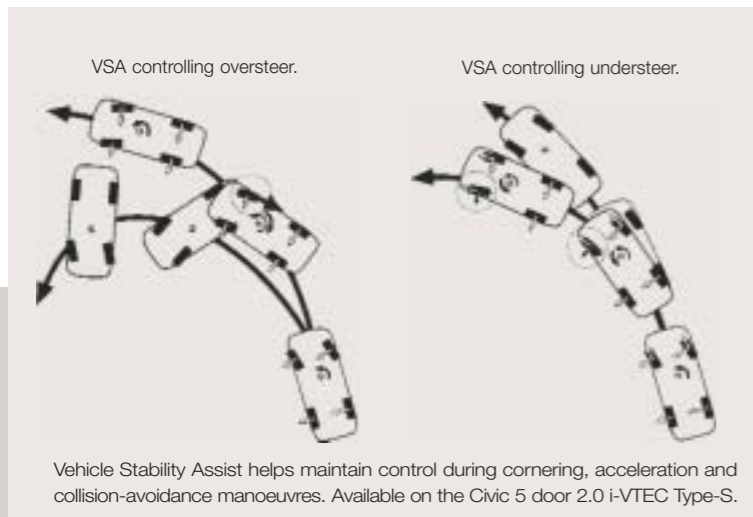
We also understand for those of you with children that their safety is paramount. You can be assured of their maximum protection thanks to our pioneering introduction of the 'top tether' system for ISOFix child seats. ISOFix is an international system of mounting points on the car chassis and standard connectors that provides a simple, secure attachment for child seats. The top tether, attached to the top of

the seatback, helps prevent the seat from being thrown forward: a clear additional safety benefit that many other manufacturers have now recognised – and copied.

Meanwhile, a huge windscreen and slim reinforced pillars give you a better all-round view, while the stiff bodyshell, responsive suspension and positive steering provide greater control if evasive action's called for.

But the real focus is on you, the driver. The dash-mounted gearshift means a shorter reach, so your left hand spends less time off the wheel. Even the deeper, more comfortable seats and improved ventilation play their part, helping you stay relaxed but alert.





Honda POLAR II



Honda's own advanced crash test facility, featuring the world's largest indoor crash test area

?Do sums and simulations tell the whole story

Can you really tell how safe a car is until you've tested it to destruction? Our purpose built crash-testing facility at our Tochigi Research & Development centre is the world's largest. In there, we've seen how our calculations stack up against concrete, steel, momentum, gravity and the one-in-a-million chance.

Ours is one of the toughest testing regimes ever devised. But the Civic's innovative impact-absorbing body structure passed the test. As did the side-impact protection beams, front and side airbags, and ABS fitted as standard. The result? Civic was awarded a 4-star rating for occupant safety by the European New Car Assessment Programme (Euro NCAP) assessors.

But what about those outside? Computers can tell you so much, but we wanted detailed physical evidence that would help us protect walkers, runners and riders in a collision.

So we built POLAR, our very own pedestrian crash-test dummy. We've since advanced to POLAR II, now the world's most sophisticated dummy. With ultra delicate sensitivity we are able to identify exactly what happens to every part of the body in the event of an impact.

The result? The highest-ever 3-star NCAP rating for pedestrian safety – giving Civic the top combined rating in its class. And more importantly, a much lower risk of leg, knee and head injuries. We also received a special AA award for leading the way in developing pedestrian-friendly vehicles – so everyone benefits when you choose a Civic.



Model shown Civic 3 door 1.6i VTEC Sport

CIVIC 3 DOOR

Exterior Design	19
Interior Design	21
Driving Experience	25
Type-R Exterior Design	27
Type-R Interior Design	29
Model Line Up & Colours	31
Attention to Detail	33
Options	35
Specification	39



Model shown Civic 3 door 1.6i VTEC Sport

?Ever fancied trying something a little bolder than usual

It's refreshing to flirt with something different. Something that defies your expectations. Imagine yourself in a hatchback flaunting side skirts, roof spoiler and deep, sculpted bumpers.

The Civic 3 door's dynamic looks will make you stand out from the crowd.

Driving should be fun. Hence the confident, sporty aura of the Civic 3 door.

Its tight, compact outline is enhanced by a sports-style mesh grille, and on Sport and Type-R models twin tailpipes, big alloy wheels and projector style headlamps. Distinctive details complementing a sleek exterior.

We've included striking indicator repeaters on the door mirrors*. A combination of safety and style. Similarly the rear light clusters and tailgate have been designed to give a unique finish.

*Only available on 1.6 Sport and Type-R



Model shown Civic 3 door 1.6i VTEC Sport

?What's the most important element inside the Civic

You. When we design cars, we always remember what - or rather who - is really important. We always put people first, and in the Civic we have based everything on the principle of imaginative yet practical design.

It's why we've created the 3 spoke steering wheel especially for the Civic 3 door.

It connects you to the car, making it one of the most important elements in here. So we've made sure it feels exactly right - size, thickness, material, all worked out precisely.

And to finish the job, we've fine tuned the electronic power steering giving you the best driving experience possible.

By moving the gearshift into the dashboard we've opened up even more space. So, whether you're looking for somewhere to put your drinks or somewhere safe to hide your CD's, the Civic's centre console gives you all the storage you need.

Every model boasts sporty white dials for maximum visibility and visual impact, with

high-contrast illumination, making them even easier to read - by day or night.

The real-time fuel consumption meter lets you keep track of our impressive economy. Stitching on the gearshift on the 1.6 Sport provides the perfect finishing touch.



Model shown Civic 3 door 1.6i VTEC Sport

?What if you and your car were made for each other

How can you enjoy driving a car if you're not comfortable? You can't. So we don't expect you to try.

You shouldn't have to stretch for the gearshift. So we've remounted it in the dash, as found on many rally and touring cars, at the perfect

height, angle and reach for easy driving. In fact, it feels more natural than ever. There's no need these days to go without the convenience of electric windows and cupholders, so we fit them as standard. What about air conditioning? An effective way of ensuring a comfortable

interior temperature at all times*. And for safety on all models, front airbags give you reassurance whilst you drive.

Then, of course, there are the seats. Sumptuous yet hard-wearing fabrics, double stitched. Height adjustable, to give you that

perfect driving position. Firm and supportive, keeping you in the ultimate comfort and control even on the tightest bends. After all, you're going to be spending a lot of time here. So wouldn't you want everything to be precisely right?

*Optional on S grade and Type-R



Model shown Civic 3 door 1.6i VTEC Sport

?Are you ready for a new driving experience

The sleek lines and elegant profile of the Civic 3 door will raise your anticipation. But the real thrill is in the razor-sharp road holding and intuitive, responsive performance.

The MacPherson strut front and double wishbone rear suspension systems provide rock-solid stability, while the 16" alloy wheels on Sport models offer responsiveness close to that of the Type-R. The electric power steering provides superb feedback, feeling lighter at low speeds for effortless parking, and reassuringly weighty at full tilt. And because it draws less engine power and weighs less, it also reduces fuel consumption.

In fact, whether you choose the petrol or diesel option, you'll still enjoy exceptional economy. And enjoy driving more than ever.

?Does it get any better than this

How could we resist? All that technology, all those years of racing experience. What did we do? We put it into a road car. So are you looking for styling that combines good looks with aerodynamic perfection? Soaring revs, kick-in-the back acceleration and an engine note to set your scalp prickling? Meet the Civic Type-R – the finest, most exhilarating, desirable hot hatch you can buy.


With full body kit, 17" alloys, door-mounted indicators, upgraded projector-style headlamps and additional insulation to keep wind noise out, nothing has been left to chance.



Just look at the performance. A lightweight flywheel and 197 bhp means the 2.0 litre i-VTEC engine hits the red line faster, cutting the 0-62 mph time to just 6.6 seconds. This means that, when it comes to performance versus price, the Type-R leaves it's competitors far behind.



Model shown Civic 3 door 2.0 i-VTEC Type-R





Model shown Civic 3 door 2.0 i-VTEC Type-R

?Is there more to performance than technology



What makes a sports car come alive – and makes you want to drive for sheer pleasure, even when you have nowhere to go? A great engine? A six-speed gearbox? Race-tuned chassis, exhaust and braking systems? Yes, yes and yes. But you need much, much more.

From Alcantara seats and red door panels to the badge adorning the red-stitched steering wheel, you won't find these features in any other Civic – or any other Honda. No wonder every interior features a plate with its own limited edition serial number.


But why all this attention to the inside? Isn't the Type-R all about what's under the bonnet? Precisely. Driving position, steering, gearshift, instruments – they've all got to be as outstanding as the technology they're connected to.

1.4i S



Available with Satin Silver Metallic, Eternal Blue Pearl and Milano Red exterior colour options.

For full exterior colour options please see colour palette at back of brochure.



1.4i SE / 1.6i SE / 1.7i SE



Available with Satin Silver Metallic, Nighthawk Black Pearl, Eternal Blue Pearl, Vivid Blue Pearl, Clover Green Pearl, Milano Red, Cosmic Grey Pearl, Cool Jade Silver Metallic and Magnetic Blue exterior colour options.

For full exterior colour options please see colour palette at back of brochure.



1.6i VTEC Sport



Available with Satin Silver Metallic, Nighthawk Black Pearl, Vivid Blue Pearl, Milano Red and Cosmic Grey Pearl exterior colour options.

For full exterior colour options please see colour palette at back of brochure.



2.0 i-VTEC Type-R



Available with Satin Silver Metallic, Nighthawk Black Pearl, Milano Red and Cosmic Grey Pearl exterior colour options.

For full exterior colour options please see colour palette at back of brochure.





Indicator repeater - Indicator repeaters mounted in the door mirrors on Sport and Type-R are easier for other drivers to see, and give the Civic its clean, unbroken body lines.



Leather wrapped gearknob with red stitching on Sport - Red stitching on the Sport's leather gearshift adds to the interior's motorsport-inspired look and feel.




Dials - White high definition dials are clear and easy to read allowing you to keep your eyes on the road.



16" Alloys on Sport -The Sport's larger 16" alloys fill the wheel arches to give a sleek, compact profile.



Twin tailpipes on Sport - Twin tailpipes - another unmistakable sign of the Sport's intentions and heritage.




Seats on Sport have red stitched fabric - The seat fabrics are double stitched in red for a high-quality, durable sporty look.



Headlight - Projector headlights on the Sport and Type-R give a white light for maximum visibility.




Tailgate spoiler - The roof spoiler contributes to the aerodynamics that give the Type-R its outstanding high-speed stability.



Wheel - Seven-spoke, 17" alloy wheels with low-profile 205/45 tyres for improved traction are fitted as standard on the Type-R.



Gearshift - An alloy gearshift connects you to the six speed close-ratio gearbox on the Type-R.



Serial number - We treat every Type-R as an individual, which is why each has a unique serial number displayed on the centre console.



Type-R seats - The seat fabrics are double-stitched, and embroidered with one of the automotive world's most influential logos.



Model shown Civic 3 door 1.6i VTEC Sport

Type-R replica tailgate spoiler and 17" 5 spoke Sport alloys give your Civic 1.6 VTEC Sport a racing look.



Model shown Civic 3 door 1.6i VTEC SE

The front, rear and side mouldings in our City Pack help protect your Civic 3 door from the rough and tumble of the streets. (Fog lights and bonnet chrome mouldings are available as additional options.)

The above are a selection of popular accessories. For a full listing please refer to the price list or your local Honda dealer.



Model shown Civic 3 door 1.4i S

The Black Carbon effect dash is the choice for high-level motorsport. It's also a perfect interior trim option for the Civic 3 door, as an exclusive complement to the sporty exterior. A DVD Satellite Navigation CD Tuner and a Type-R replica aluminium gearshift knob are also available as options on all models.



15" 6 Spoke Alloy



16" Warrior Alloy



16" 8 Spoke Compass Alloy



16" 5 Axe Spoke Alloy



16" Type-R Replica Alloy



17" 5 Spoke Sport Alloy

We offer a wide range of dealer-fit alloy wheel options, including lightweight and multi-spoke sports designs. Developed specifically for the Civic, all these wheels are made to our exacting standards using specially selected aluminium alloys for trouble-free long-term performance.



Bluetooth® - No wires, no hands. Just clearer and safer telephone calls with state-of-the-art Bluetooth technology. Available from February 2005.



DVD Satellite Navigation CD tuner - Find your way around easily with the whole of Europe on one disc.



6 disc in-dash CD-changer - Providing the convenience of a CD-player and hours of continuous play.



Type-R leather boot and aluminium gearshift knob - Enhance the look and feel of your Civic with this motorsport inspired accessory.



Front tweeter kit - Boost your sound system's performance with our front tweeter kit.



CD changer - The eight-disc CD changer fits neatly in the boot for security and convenience.



Fog light kit - Powerful elliptical fog lights are a useful safety option.



Hydraulic bike lift - Avoid scratched paint and backache with this bike lift that will hoist your cycle effortlessly into position.



Top box - Light and aerodynamic; our 350 litre top box adds to your load carrying capacity.



Coolbox - This neat coolbox keeps food and drinks perfectly chilled when you're out and about (Holds 20 x 330ml cans).



Ski and snowboard attachment - Head for the slopes in style and safety with our neat ski/snowboard-rack, which is easily detached when the season ends.



Ski box - For extra security and storage a 320 litre ski box is available.



Door step garnish - Complete with Civic logo, provides simple but effective protection for your side sills - and looks good, too. (Four piece kit.)



Childseat 'Babysafe Plus' - For children from 0 to 9kg.



Trunk tray - Keep your boot free of accidental scrapes with this neat protector tray.



Childseat 'Universal' - For children from 9 to 18kg. Features newly shaped and thicker side wing foam, to improve side impact protection.



Storage box - This storage tray fits under the rear parcel shelf, making it the ideal place to store items you need regularly, while keeping them safely out of sight.



ISOFix Childseat - For children from 9 to 18kg. Features the same improvements shown above and in addition has a new locking device for the ISOFix gliding system.



Detachable trailer hitch - Easy to remove and install when required. Fixed trailer hitch also available. Single and double 7 pin electrics available.



Booster seat - For children from 20kg plus. Features adjustable backrest allowing the seat to be in an upright or reclined position.

The above are a selection of popular accessories. For a full listing please refer to the price list or your local Honda dealer.

SPECIFICATION

	1.4i S	1.6i VTEC SE	1.6i VTEC Sport	1.7i CTDi SE	2.0 i-VTEC Type-R
Engines					
Engine valve type	SOHC	SOHC VTEC		DOHC Common Rail Turbo	DOHC i-VTEC
Engine displacement (cc)	1396	1590		1686	1998
Maximum power (PS @ rpm)	90@5600	110@5600		100@4400	200@7400
Maximum torque (Nm @ rpm)	130@4300	152@4300		220@2800	196@5900
Maximum torque (lb/ft @ rpm)	95@4300	111@4300		162@2800	145@5900
Fuel type	Petrol	Petrol		Diesel	Petrol
Transmissions					
5-speed manual	•	•	•	•	-
6-speed manual	-	-	-	-	•
4-speed automatic	-	o	-	-	-
Performance (man/auto)					
Maximum speed (mph)	110	116/113		113	146
Acceleration 0-62 mph (secs)	11.6	10.2/12.1		11.3	6.6
Fuel consumption (man/auto)†					
Urban	mpg	35.3	32.8/29.4		23.0
	L/100km	8.0	8.6/9.6		12.3
Extra urban	mpg	52.3	51.4/49.6		40.4
	L/100km	5.4	5.5/5.7		7.0
Combined	mpg	44.8	42.8/39.8		31.7
	L/100km	6.3	6.6/7.1		8.9
CO ₂ emission (g/km)	150	157/169		134	212
Potential range per tank (miles)*	492	469/430		620	348
Weights and towing (kg)**					
Kerb weight (man/auto)	1126	1172/1199		1285	1204
Maximum towing weight (with brakes man/auto)	1200	1200/1000		1200	-
Maximum towing weight (without brakes)	500	500		500	-
Maximum roof load	40	40		40	40
Capacities (litres)					
Boot capacity rear seat up	315	315		315	315
Boot capacity rear seat down (to window)	610	610		610	610
Fuel tank	50	50		50	50
Wheels and tyres					
Tyres	185/70R14	195/60R15	205/55R16	195/60R15	205/45R17
Wheels	Steel 14"	Alloy 15"	Alloy 16"	Alloy 15"	Alloy 17"
Spare wheel	Space Saver	Space Saver	Space Saver	Space Saver	Space Saver
Instruments and controls					
Tachometer	•	•	•	•	•
Digital clock (built into audio system)	•	•	•	•	•
Audible headlamp on reminder	•	•	•	•	•
Remote fuel filler release	•	•	•	•	•
Digital odometer (A/B trip)	•	•	•	•	•
Internally adjustable headlights	•	•	•	•	•
Front map lights	-	•	•	•	•
White sports dials	•	•	•	•	•
External temperature gauge (built into odometer)	•	•	•	•	•
Digital fuel consumption display	•	•	•	•	-
Low fuel warning light	•	•	•	•	•

SPECIFICATION

	1.4i S	1.6i VTEC SE	1.6i VTEC Sport	1.7i CTDi SE	2.0 i-VTEC Type-R
Safety					
Dual front Supplemental Restraint System (SRS) airbags	•	•	•	•	•
Dual side Supplemental Restraint System (SRS) airbags	-	•	•	•	-
Side impact protection beams	•	•	•	•	•
Anti-lock Braking System (ABS)	•	•	•	•	•
Electronic Brake-force Distribution (EBD)	•	•	•	•	•
Emergency Brake Assist	•	•	•	•	•
Front ventilated disc brakes	•	•	•	•	•
Rear disc brakes	-	•	•	•	•
Rear drum brakes	•	-	-	-	-
High level rear brake light	•	•	•	•	•
4 x 3 point seat belts	-	-	-	-	•
5 x 3 point seat belts	•	•	•	•	-
Front seat belt buckle pre-tensioners	•	•	•	•	•
Height adjustable front seat belts	•	•	•	•	•
Rear seat belt pre-tensioners	•	•	•	•	•
ISOFix childseat restraint mechanism	•	•	•	•	•
ISOFix top tether anchor plate	o	o	o	o	o
Front head restraints	•	•	•	•	•
Rear outer head restraints	•	•	•	•	•
Security					
Rolling code ECU engine immobiliser	•	•	•	•	•
Perimeter alarm system	o	•	-	•	-
Interior and perimeter alarm system (CAT 1)	o	o	•	o	•
High security integrated audio	•	•	•	•	•
Central locking	•	•	•	•	•
Remote keyless entry	-	•	•	•	•
Visible Vehicle Identification Number (VIN)	•	•	•	•	•
Honda Superlocks (shielded deadlocks)	•	•	•	•	•
Lockable glove box	•	•	•	•	•
Locking wheelnuts	•	•	•	•	•
Seating					
Height adjustable driver's seat	•	•	•	•	-
60/40 folding rear seats	•	•	•	•	•
Fabric upholstery	•	•	-	•	-
Sports upholstery	-	-	•	-	-
Type-R Alcantara sports seats	-	-	-	-	•
Type-R full leather sports seats	-	-	-	-	o



4140mm



1924mm

1980mm on Sport and Type-R (including door mirrors)



1695mm

(excluding door mirrors)

1440mm*

*1430mm Sport, 1425mm Type-R. Aerial adds 125mm.

SPECIFICATION

	1.4i S	1.6i VTEC SE	Sport	1.7i CTDi SE	2.0 i-VTEC Type-R
Exterior					
Mesh sports grille	-	-	•	-	•
Mesh grille	•	•	-	•	-
Halogen headlight	•	•	-	•	-
Projector headlight	-	-	•	-	•
Front fog lights	o	o	o	o	o
Body coloured side sill garnish	•	•	•	•	•
Body coloured bumpers	•	•	•	•	•
Body coloured door mirrors	-	•	•	•	•
Body coloured door handles	-	•	•	•	•
Black side protection strips	o	o	o	o	o
Electrically adjustable and heated door mirrors	-	•	•	•	•
Mirror integrated indicators	-	-	•	-	•
Front mudguards	o	o	o	o	o
Rear mudguards	o	o	o	o	o
Rear hatch spoiler	•	•	•	•	-
Rear Type-R hatch spoiler	o	o	o	o	•
Roof mounted aerial	•	•	•	•	•
Heat absorbing tinted windows	•	•	•	•	•
Reverse linked intermittent windscreen wiper	-	•	•	•	•
Fixed speed rear windscreen wiper	•	-	-	-	-
Aerodynamic body kit	o	o	•	o	•
Comfort and convenience					
Electric power assisted steering	•	•	•	•	•
Tilt adjustable steering wheel	•	•	•	•	•
Leather wrapped steering wheel	o	•	•	•	-
Leather wrapped Type-R sports steering wheel	-	-	-	-	•
Leather wrapped gear knob	-	-	•	-	-
Alloy gear knob	o	o	o	o	•
Manual air conditioning	o	•	-	•	o
Climate controlled air conditioning	-	-	•	-	-
Pollen filter	o	•	•	•	o
Front electric windows	•	•	•	•	•
Front 12v power socket (cigarette lighter)	•	•	•	•	•
Front cupholders	•	•	•	•	•
Rear cupholders	•	•	•	•	•
Driver vanity mirror with lid in sunshade	-	•	•	•	•
Passenger vanity mirror with lid in sunshade	•	•	•	•	•
Passenger seatback pocket	-	•	•	•	-
Lidded front central storage console	•	•	•	•	•
Boot light	•	•	•	•	•
Ashtray - front and rear	•	•	•	•	•
Driver's foot rest	•	•	•	•	•
Storage under audio	•	•	•	•	•
In car entertainment***					
Stereo CD tuner with RDS	•	•	•	•	•
Front speakers	•	•	•	•	•
Rear speakers	•	•	•	•	•
DVD satellite navigation with CD tuner	o	o	o	o	o

Key ● Standard ○ Optional - Not available

† **Fuel consumption.** These are the results of the fuel consumption test conducted by the Department of Transport. This test is designed to give a realistic indication of on-road fuel consumption.

* Calculated using a combined cycle. Results will vary according to driving conditions.

** **Maximum towing weights** are based on the ability of the car, with two occupants of 75kg each, to restart on a 12% gradient at sea level. At altitudes in excess of 1500 metres, engine output may drop with a reduction in towing capability. Extra weight, such as additional passengers or luggage, should also be deducted from the maximum towing weight.

***For further information please refer to your dealer.

For a full listing of accessories please see price list or your local Honda dealer

CIVIC
3
DOOR



CIVIC 5 DOOR

Exterior Design	44
Interior Design	46
Driving Experience	50
Model Line Up & Colours	52
Attention to Detail	54
Options	56
Specification	60

Model shown Civic 5 door 2.0 i-VTEC Type-S with VSA



Model shown Civic 5 door 2.0 i-VTEC Type-S with VSA

?Ever tried combining practicality with indulgence

We did. When we designed our Civic 5 door, we were determined to make it a practical car that delivers real excitement, and elevates quality into a new dimension.

We've added some distinct dynamism with side skirts, deep, sculpted bumpers and

multi-reflector projector headlamps. Similarly, you'll notice a discreet spoiler on the tailgate. And the short overhangs front and rear? All part of the plan – stylish and compact outside, incredibly spacious inside. Doesn't the practical seem deliciously appealing?



Model shown Civic 5 door 2.0 i-VTEC Type-S with VSA



Model shown Civic 5 door 1.6i VTEC SE

?How far can you go when you think big

To make a car roomier, you can make it bigger. But where's the challenge in that. Our designers did the unthinkable and asked why should the gearshift be on the floor? Mounted on the dashboard, it's not only more convenient but creates far more space. What if the suspension could be more compact? The engine bay smaller? Then the cabin can be longer and wider.

And suddenly they found they'd done the impossible: creating plenty of headroom, legroom and shoulder width in a compact car. Not to mention a vast increase in boot space. Then they moved onto the quality, by choosing the best materials – hand-picked plastics, chrome, fabrics, soft-touch coating on the dash. Why leave any room for improvement?



Model shown Civic 5 door 2.0 i-VTEC Type-S with VSA

?Ready for some quality time inside

We want you to be comfortable. Hot days, long journeys and traffic jams mean you need space you feel content to be in.

We've designed the Civic 5 door to make your whole driving experience more relaxing. A tactile four-spoke steering wheel and dash-mounted gearshift for effortless control. Chrome and titanium trim details to give the dash, switches and centre console a reassuringly solid, quality feel. Air-conditioning (optional on S grade), power windows and door mirrors are standard, with self-illuminated dials across the range incorporating temperature gauge, average mpg and trip meter. Plus, of course, a powerful CD stereo to create the mood you desire.

You'll find we've thought of everything. We've even covered off the unexpected. The driver's window is equipped with fine pressure sensors that stop it instantly if it detects an object - pencil, favourite soft toy, inquisitive finger - between the door frame and the top of the glass. The glass then rolls down again automatically so the obstruction can be removed. Peace of mind for everybody.

WHATCAR?
COMFORT
TEST
2004
 SMALL FAMILY WINNER



Model shown Civic 5 door 2.0 i-VTEC Type-S with VSA

?What if a practical car could be one you love to drive

As a fully-functional family hatchback, the Civic 5 door ticks all the right boxes. But that's not the whole story. Given our history and reputation, it shouldn't come as a surprise to find a genuine sporting character beneath the 5 door's strong, clean lines.

The stiff, lightweight chassis and supple suspension, both inspired by our racing heritage, give all 5 door models their remarkable driving dynamics. Even the electric power steering is based on the system we originally developed for our NSX and S2000 sports cars.

Most people would have stopped there. Not us. We thought: why should practicality and maximum driving enjoyment be an 'either/or' decision? And with that in mind, we created the 5 door Type-S with VSA.

Larger wheels, with wider, low-profile tyres, improve road-holding, especially under hard acceleration and cornering. Which is when the Vehicle Stability Assist (VSA) system, fitted as standard, comes into its own, too. By automatically adjusting engine power and braking to correct any loss of traction, it gives real confidence and control on unfamiliar roads, or in unpredictable conditions.

The higher torque and acceleration of the 2.0 litre i-VTEC engine are matched by larger front disc brakes for greater, fade-free stopping power. Plus, with front fog lights and cruise control fitted as standard, it has everything you need for a relaxed, comfortable and inspiring drive. What could be more practical than that?

1.4i S



Available with Satin Silver Metallic, Eternal Blue Pearl and Milano Red colour options.

For full exterior colour options please see colour palette at back of brochure.



1.4i SE / 1.6i SE / 1.7i SE




Available with Taffeta White, Satin Silver Metallic, Cosmic Grey Pearl, Nighthawk Black Pearl, Eternal Blue Pearl, Vivid Blue Pearl, Milano Red, Cool Jade Silver Metallic and Magnetic Blue Metallic colour options.

For full exterior colour options please see colour palette at back of brochure.



1.6i VTEC Executive




Black interior available with Taffeta White, Satin Silver Metallic, Cosmic Grey Pearl, Nighthawk Black Pearl, Eternal Blue Pearl, Vivid Blue Pearl, Milano Red, Cool Jade Silver Metallic and Magnetic Blue Metallic colour options.

Titanium interior available with Cosmic Grey Pearl, Nighthawk Black Pearl and Eternal Blue Pearl colour options.

For full exterior colour options please see colour palette at back of brochure.



2.0 i-VTEC Type-S (VSA)



Available with Satin Silver Metallic, Cosmic Grey Pearl, Nighthawk Black Pearl, Vivid Blue Pearl and Milano Red colour options.

For full exterior colour options please see colour palette at back of brochure.





Roof spoiler - Lessons learned on the track and in the wind tunnel have been applied everywhere in the Civic, and the rear spoiler is a direct product of our unrivalled experience.



Indicator repeater - Mounting the indicator repeaters in the door mirrors makes them easier to see. Which is good news for everyone on the road (Only available on Executive and Type-S grades).



Number-plate trim - A chrome trim detail on the tailgate adds to the Civic range's premium look and feel (Not standard on S grade).



Rear lights - The rear light clusters flow seamlessly into the rear panels.



2.0 Type-S (with VSA) alloy - 16" alloy wheels.



Driver's door panel - All controls for driver and passenger windows are tactile and laid out logically for easy, intuitive operation. Driver control button deactivates all window switches when necessary.



Drinks holder - Even our cupholders are beautifully engineered for easy, precise operation.



Sunroof - Bring the outside inside with the electric tilt-and-slide sunroof fitted as standard on the Executive grade.



Seat height adjuster - The height-adjustable driver's seat lets you find your perfect driving position to the nearest millimetre.



Dials - The Civic's illuminated dials are clearer and easier to read under all light conditions. And the start-up sequence is something you'll never get tired of.



Centre console storage - In most cars, the centre console is full of gearbox. In the Civic, it can be full of whatever you want to take with you. (Not available on S grade).



4 spoke steering wheel - This tactile steering wheel has been developed by our ergonomics experts.



Model shown Civic 5 door 1.6i VTEC Executive

The Sport Pack (consisting of front, rear and side skirts) adds sharper, sportier looks to your Civic 5 door. (16" Type-R replica alloy wheels and fog lights are available as additional options).



Model shown Civic 5 door 1.6i VTEC Executive

The front and rear bumper and chrome bonnet mouldings in our City Pack help protect your Civic 5 door from the rough and tumble of the streets. (16" 8 spoke compass alloy wheels and fog lights are available as additional options).

The above are a selection of popular accessories. For a full listing please refer to the price list or your local Honda dealer.



Model shown Civic 5 door 1.4i S

The Black Wood dash is the perfect interior trim option for the Civic 5 door, as an exclusive complement to the stylish exterior. A DVD Satellite Navigation CD Tuner and a Type-R replica aluminium gearshift knob are also available as options on all models.



15" 7 Spoke Alloy



15" Da Vinci Alloy



16" Warrior Alloy



16" 8 Spoke Compass Alloy



16" 5 Axe Spoke Alloy



16" Type-R Replica Alloy

We offer a wide range of dealer-fit alloy wheel options, including lightweight and multi-spoke sports designs. Developed specifically for the Civic, all these wheels are made to our exacting standards using specially selected aluminium alloys for trouble-free long-term performance.



Bluetooth® - No wires, no hands. Just clearer and safer telephone calls with state-of-the-art Bluetooth technology. Available from February 2005.



DVD Satellite Navigation CD tuner - Find your way around easily with the whole of Europe on one disc.



6 disc in-dash CD-changer - Providing the convenience of a CD-player and hours of continuous play.



Front tweeter kit - Boost your sound system's performance with our front tweeter kit.



Dog guard - An innovative and superior mesh design of robust and sturdy construction to protect your cabin area.



Centre armrest - The front centre armrest provides long-distance comfort for driver and passenger alike. The top lifts to reveal a handy storage space ideal for small items.



Coolbox - This neat coolbox keeps food and drinks perfectly chilled when you're out and about (Holds 20 x 330ml cans).




Leather automatic & manual gear shift knobs - A range of leather automatic & manual gear shift knobs is available.



Tie down belt - Safe and easy to use, the tie down belts instantly secure large, heavy loads.



Door step garnish - Complete with Civic logo, provides simple but effective protection for your side sills - and looks good, too. (Four piece kit.)



Detachable trailer hitch - Easy to install and remove when required. Fixed trailer hitch also available. Single and double 7 pin electrics available.


The above are a selection of popular accessories. For a full listing please refer to the price list or your local Honda dealer.



Trunk tray - Keep your boot free of accidental scrapes with this neat protector tray.



Childseat 'Babysafe Plus' - For children from 0 to 9kg.



Roof rack - Quick and easy to install, this tough yet lightweight aluminium carrier can be used with a range of attachments to give superb flexibility and load-carrying capacity.



Bicycle attachment (Easy Fit) - Our compact, practical bike carrier is simple to use, and holds your bike firmly for safe, confident travel.



Childseat 'Universal' - For children from 9 to 18kg. Features newly shaped and thicker side wing foam, to improve side impact protection.



Hydraulic bike lift - Avoid scratched paint and backache with this bike lift that will hoist your cycle effortlessly into position.



Top box - Light and aerodynamic; our 350 litre top box adds to your load carrying capacity.



ISOFix Childseat - For children from 9 to 18kg. Features the same improvements shown above and in addition has a new locking device for the ISOFix gliding system.



Ski and snowboard attachment - Head for the slopes in style and safety with our neat ski/snowboard-rack, which is easily detached when the season ends.



Ski box - For extra security and storage a 320 litre ski box is available.



Booster seat - For children from 20kg plus. Features adjustable backrest allowing the seat to be in an upright or reclined position.

SPECIFICATION

	1.4i		1.6i VTEC		1.7i CTDi	2.0 i-VTEC
	S	SE	SE	Executive	SE	Type-S (VSA)
Engines						
Engine valve type	SOHC		SOHC VTEC		DOHC Common Rail Turbo	DOHC i-VTEC
Engine displacement (cc)	1396		1590		1686	1998
Maximum power (PS @ rpm)	90@5600		110@5600		100@4400	160@6500
Maximum torque (Nm @ rpm)	130@4300		152@4300		220@2800	179@5000
Maximum torque (lb/ft @ rpm)	95@4300		111@4300		162@2800	132@5000
Fuel type	Petrol		Petrol		Diesel	Petrol
Transmissions						
5-speed manual	•	•	•	•	•	•
4-speed automatic	-	o	o	o	-	-
Performance (man/auto)						
Maximum speed (mph)	109	109/103	116/112	116/112	113	131
Acceleration 0-62 mph (secs)	11.9	12.2/14.8	10.4/12.3	10.6/12.5	11.5	8.5
Fuel consumption (man/auto)†						
Urban	mpg	34.0	34.0/28.5	32.8/28.8	44.8	28.0
	L/100km	8.3	8.3/9.9	8.6/9.8	6.3	10.1
Extra urban	mpg	52.3	52.3/49.6	51.4/48.7	64.2	46.3
	L/100km	5.4	5.4/5.7	5.5/5.8	4.4	6.1
Combined	mpg	44.1	44.1/39.2	42.8/39.2	56.5	37.7
	L/100km	6.4	6.4/7.2	6.6/7.2	5.0	7.5
CO ₂ emission (g/km)	153	153/172	157/172	134	178	178
Potential range per tank (miles)*	484	484/430	469/430	620	413	413
Weights and towing (kg)**						
Kerb weight (man/auto)	1125	1125/1159	1140/1166	1140/1166	1311	1264
Maximum towing weight (with brakes man/auto)	1200	1200/1000	1200/1000	1200/1000	1200	1200
Maximum towing weight (without brakes)	500	500	500	500	500	500
Maximum roof load	60	60	60	60	60	60
Maximum trailer nose weight	50	50	50	50	50	50
Capacities (litres)						
Boot capacity rear seat up	370	370	370	370	370	370
Boot capacity rear seat down (to window)	775	775	775	775	775	775
Fuel tank	50	50	50	50	50	50
Wheels and tyres						
Tyres	185/70R14	195/60R15	195/60R15	195/60R15	195/60R15	205/55R16
Wheels	Steel 14"	Alloy 15"	Alloy 15"	Alloy 15"	Alloy 15"	Alloy 16"
Spare wheel	Space saver	Space saver	Space saver	Space saver	Space saver	Space saver
Instruments and controls						
Tachometer	•	•	•	•	•	•
Digital clock (built into audio system)	•	•	•	•	•	•
Audible headlamp on reminder	•	•	•	•	•	•
Remote fuel filler release	•	•	•	•	•	•
Digital odometer (A/B trip)	•	•	•	•	•	•
Internally adjustable headlights	•	•	•	•	•	•
Front map lights	-	•	•	•	•	•
External temperature gauge (built into odometer)	•	•	•	•	•	•
Digital fuel consumption display	•	•	•	•	•	•
Low fuel warning light	•	•	•	•	•	•
Remote audio controls	-	-	-	-	-	•

SPECIFICATION

	1.4i		1.6i VTEC		1.7i CTDi	2.0 i-VTEC
	S	SE	SE	Executive	SE	Type-S (VSA)
Safety						
Vehicle Stability Assist (VSA)	-	-	-	-	-	•
Dual front Supplemental Restraint System (SRS) airbags	•	•	•	•	•	•
Dual side Supplemental Restraint System (SRS) airbags	-	•	•	•	•	•
Side impact protection beams	•	•	•	•	•	•
Anti-lock Braking System (ABS)	•	•	•	•	•	•
Electronic Brake-force Distribution (EBD)	•	•	•	•	•	•
Emergency Brake Assist	•	•	•	•	•	•
Front ventilated disc brakes	•	•	•	•	•	•
Rear disc brakes	-	-	•	•	•	•
Rear drum brakes	•	•	-	-	-	-
High level rear brake light	•	•	•	•	•	•
5 x 3 point seat belts	•	•	•	•	•	•
Front seat belt buckle pre-tensioners	•	•	•	•	•	•
Height adjustable front seat belts	•	•	•	•	•	•
Rear seat belt pre-tensioners	•	•	•	•	•	•
ISOFix childseat restraint mechanism	•	•	•	•	•	•
ISOFix top tether anchor plate	•	•	•	•	•	•
Front head restraints	•	•	•	•	•	•
Rear outer head restraints	•	•	•	•	•	•
Rear central head restraints	o	o	o	•	o	•
Security						
Rolling code ECU engine immobiliser	•	•	•	•	•	•
Perimeter alarm system	o	•	•	-	•	-
Interior and perimeter alarm system (CAT 1)	o	o	o	•	o	•
High security integrated audio	•	•	•	•	•	•
Central locking	•	•	•	•	•	•
Remote keyless entry	-	•	•	•	•	•
Visible Vehicle Identification Number (VIN)	•	•	•	•	•	•
Honda Superlocks (shielded deadlocks)	•	•	•	•	•	•
Lockable glove box	•	•	•	•	•	•
Locking wheelnuts	•	•	•	•	•	•
Seating						
Height adjustable driver's seat	•	•	•	•	•	•
60/40 folding rear seats	•	•	•	•	•	•
Full leather upholstery	o	o	o	•	o	-
Half leather upholstery	-	-	-	-	-	•
Heated front seats	-	-	-	•	-	-
Exterior						
Mesh grille	-	•	•	•	•	•
Licence garnish (chrome)	-	•	•	•	•	•



4285mm



1924mm

1988mm on Executive and Type S (including door mirrors)



1695mm

(excluding door mirrors)
*Aerial adds 90mm.

1495mm*

SPECIFICATION

	1.4i		1.6i VTEC		1.7i CTDi	2.0 i-VTEC
	S	SE	SE	Executive	SE	Type-S (VSA)
Halogen headlight	●	●	●	-	●	-
Projector headlight	-	-	-	●	-	●
Front fog lights	○	○	○	○	○	●
Body coloured side sill garnish	●	●	●	●	●	●
Body coloured bumpers	●	●	●	●	●	●
Body coloured door mirrors	-	●	●	●	●	●
Body coloured door handles	-	●	●	●	●	●
Body coloured side protection strips	-	●	●	●	●	●
Black side protection strips	●	-	-	-	-	-
Electrically adjustable and heated door mirrors	-	●	●	●	●	●
Mirror integrated indicators	-	-	-	●	-	●
Front mudguards	○	○	○	○	○	●
Rear mudguards	○	○	○	○	○	●
Rear hatch spoiler	●	●	●	●	●	●
Roof mounted aerial	●	●	●	●	●	●
Heat absorbing tinted windows	●	●	●	●	●	●
Reverse linked intermittent windscreen wiper	-	●	●	●	●	●
Glass electric tilt or slide sunroof with sunshade	-	-	-	●	-	-
Comfort and convenience						
Electric power assisted steering	●	●	●	●	●	●
Tilt adjustable steering wheel	●	●	●	●	●	●
Cruise control	-	-	-	-	-	●
Leather wrapped steering wheel	○	●	●	●	●	●
Leather wrapped gear knob	○	●	●	●	●	●
Manual air conditioning	○	●	●	-	●	-
Climate controlled air conditioning	-	-	-	●	-	●
Pollen filter	-	●	●	●	●	●
Front electric windows	●	●	●	●	●	●
Rear electric windows	-	●	●	●	●	●
Front 12v power socket (cigarette lighter)	●	●	●	●	●	●
Front cupholders	●	●	●	●	●	●
Rear cupholders	●	●	●	●	●	●
Driver vanity mirror with lid in sunshade	-	●	●	●	●	●
Passenger vanity mirror with lid in sunshade	●	●	●	●	●	●
Passenger seatback pocket	-	●	●	●	●	●
Lidded front central storage console	-	●	●	●	●	●
Boot light	●	●	●	●	●	●
Ashtray - front and rear	●	●	●	●	●	●
Driver's foot rest	●	●	●	●	●	●
Storage under audio	●	●	●	●	●	●
In Car Entertainment***						
Stereo CD tuner with RDS	●	●	●	●	●	●
Front speakers	●	●	●	●	●	●
Rear speakers	●	●	●	●	●	●
DVD Satellite Navigation with CD tuner	○	○	○	○	○	○

Key ● Standard ○ Optional - Not available

† **Fuel consumption.** These are the results of the fuel consumption test conducted by the Department of Transport. This test is designed to give a realistic indication of on-road fuel consumption.

* Calculated using a combined cycle. Results will vary according to driving conditions.

** **Maximum towing weights** are based on the ability of the car, with two occupants of 75kg each, to restart on a 12% gradient at sea level. At altitudes in excess of 1500 metres, engine output may drop with a reduction in towing capability. Extra weight, such as additional passengers or luggage, should also be deducted from the maximum towing weight.

***For further information please refer to your dealer.

For a full listing of accessories please see price list or your local Honda dealer

CIVIC
5
DOOR



Model shown Civic 4 door 1.4 IMA Executive

CIVIC
4
DOOR
IMA INSIDE

IMA Technology	65
Exterior Design	67
Interior Design	69
Model Line Up, Colours & Attention to Detail	71
Options	73
Specification	75

?What if things knew when they weren't being used and switched themselves off



The BP GreenFleet Awards 2003



Bigger engines produce more power and torque. They also burn more fuel and produce more emissions. What you want is a smaller engine that gives the same performance. Logical, appealing... but impossible.

Or it was, until we developed Integrated Motor Assist (IMA). Under the Civic's bonnet is a perfectly normal 1.4 litre i-DSI petrol engine, as found in the Jazz. This intelligent Dual and Sequential ignition (i-DSI) burns petrol more efficiently producing more power and torque while keeping a lid on fuel consumption and CO₂ emissions. But between it and the transmission, there's an electric motor. This engages as you accelerate or go uphill, boosting engine power until you reach cruising speed, then turns itself off. Slow down or brake, and it acts as a generator, recharging the battery behind the rear seats.

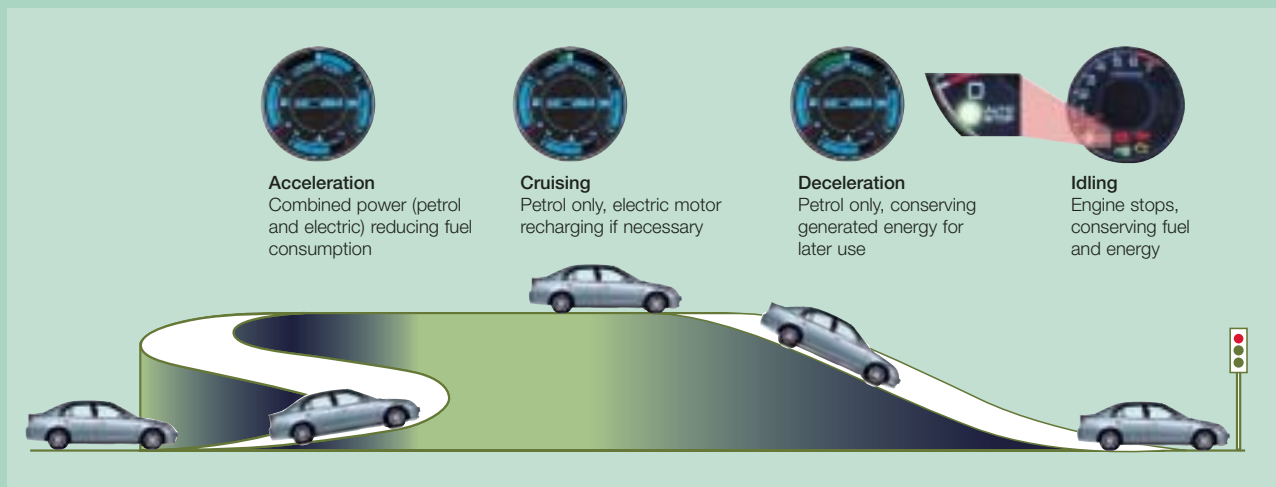
You don't need the engine running once you've stopped, so it switches itself off: engage first gear, and it restarts automatically.

You may not notice IMA, but you will certainly be aware of the sharp decrease in your fuel and tax bills. At 57.7 mpg (combined cycle), it'll save you 450 litres over 20,000 miles – and reduce your CO₂ emissions by over a tonne*.

So is this one of the worlds most economical petrol cars? Yes, according to the judges who awarded it both Best Fuel Economy in 2003 and Best 1-1.4 litre Engine in 2003 and 2004 at the International Engine of the Year Awards it is. It's also won the BP Green Fleet award for vehicle innovation, proving it benefits the environment as well as your pocket.

So, this revolutionary technology means savings all round. The environment, your tax bills and your fuel costs. Now, that is energy efficiency.

*Compared to a standard 1.6 litre engine





Model shown Civic 4 door 1.4 IMA Executive

?Is this what they mean by 'opposites attract'

Some things simply never mix. Oil and water. Ice and fire. But luxury and economy?

If these two were meant to be mutually exclusive forever, nobody told us.

In fact, we've found that the two complement

each other perfectly. There's no contradiction in the world's most economical car having alloy wheels as standard. The Civic's front and rear spoilers and clean body lines improve the car's aerodynamics, reducing wind noise inside.

They also make it more fuel efficient. Our build quality, as you'll see from the near-zero panel gaps, is second to none. It also tells you something about the car's reliability. See the difference a new way of thinking can make?



Model shown Civic 4 door 1.4 IMA Executive

?Is this the kind of world you want to live in

Doesn't the world seem a better place already? Here's a car that uses less fuel and saves you tax without making economies elsewhere. In the Civic 4 door powered by IMA, unique, revolutionary technology meets the very best in conventional comforts. With no compromise.

Would using plain, functional materials reduce CO₂ emissions? No. Which is why we've gone for the full leather interior. Does having a height-adjustable driving seat affect fuel economy? Unlikely. Luxury and economy have proved they can co-exist quite happily.

See what you can do when you're prepared to defy convention? Here's a car that qualifies for a lower-rate tax disc. It also gives you climate-controlled air conditioning with a pollen filter, a stereo CD tuner, dual front and side airbags, ABS with Brake Assist and EBD, plus remote central locking with keyless entry. Some people will find this hard to accept. Surely driving an eco-friendly car means making sacrifices? Not now.

When you're doing your bit for a safer, healthier environment, what's wrong with starting close to home?

1.4 IMA Executive



Available with Taffeta White, Satin Silver Metallic, Eternal Blue Pearl, Fluorite Silver Metallic and New Red Pearl colour options.


For full exterior colour options please see colour palette at back of brochure.



Driver's door panel showing controls - The Civic IMA's Executive specification includes all-round power windows and door mirrors.



Foglights are standard - Front foglights – safety and style, as standard.



Distinctive IMA dials - You won't have seen dials quite like these before. But then, there's never been a car quite like the Civic IMA.




Boot - The IMA technology doesn't come at the expense of space – even with the battery pack behind the rear seat, there's a full 341 litres of cargo capacity in the boot.



Stylish rear light cluster - The elegant rear light cluster fits perfectly with the body panel to maintain a smooth, aerodynamic shape.



Grille with badge - The IMA is unmistakably a Civic. And it could only be a Honda.



15" Alloy wheels as standard - We don't think cutting down fuel consumption should mean making economies elsewhere, so 15" alloy wheels are fitted as standard.



High level rear brake light - The high-mounted brake light is easier for other drivers to see. Safety, made simple.



Discreet IMA badge - The IMA badges on the front wing - the only indication that you're driving one of the world's most economical petrol cars.



6 disc in-dash CD-changer - Providing the convenience of a CD-player and for hours of continuous play.



Satellite Navigation CD Tuner - Find your way around the UK with this voice and arrow system.



DVD Satellite Navigation CD tuner - Find your way around easily with the whole of Europe on one disc.



Front tweeter kit - Boost the high range performance of your sound system with these 25mm design soft dome tweeters.



Front mud flaps



Rear mud flaps



Coolbox - This neat coolbox keeps food and drinks perfectly chilled when you're out and about (Holds 20 x 330ml cans).



Mains adaptor for coolbox - 2 pin plug, requires UK travel adaptor (not supplied).



15" 15 Spoke Alloy Wheel



15" 6 Spoke Alloy Wheel



15" Da Vinci Alloy Wheel



15" 7 Spoke Alloy Wheel

We offer a wide range of dealer-fit alloy wheel options, including lightweight and multi-spoke sports designs. Developed specifically for the Civic, all these wheels are made to our exacting standards using specially selected aluminium alloys for trouble-free long-term performance.



Front doorstep garnish - Complete with Civic logo, provides simple but effective protection for your side sills - and looks good too.



Childseat 'Babysafe Plus' - For children from 0 to 9kg.




Rear doorstep garnish



Childseat 'Universal' - For children from 9 to 18kg. Features newly shaped and thicker side wing foam, to improve side impact protection.



Chrome exhaust pipe finisher - Add a stylish look to the rear of your car.




Roof rack - Quick and easy to install, this tough yet lightweight aluminium carrier can be used with a range of attachments to give superb flexibility and load-carrying capacity.




ISOFix Childseat - For children from 9 to 18kg. Features the same improvements shown above and in addition has a new locking device for the ISOFix gliding system.



Top box - Light and aerodynamic; our 350 litre top box adds to your load carrying capacity. A 320 litre ski box is also available.



Ski and snowboard attachment - Head for the slopes in style and safety with our neat ski/snowboard-rack, which is easily detached when the season ends.



Booster seat - For children from 20kg plus. Features adjustable backrest allowing the seat to be in an upright or reclined position.

The above are a selection of popular accessories. For a full listing please refer to the price list or your local Honda dealer.

SPECIFICATION

		1.4 IMA Executive
Engines		
Engine valve type		VTEC IMA
Engine displacement (cc)		1339
Maximum power (PS @ rpm)		90@5,700
Maximum power (bhp@ rpm)		89@5,700
Maximum torque (Nm @ rpm)		159@1,000
Maximum torque (lb/ft @ rpm)		117@1,000
Fuel type		Petrol
Recommended fuel rating (Research Octane Number - RON)		95
Transmissions		
Driven wheels		Front
5-speed manual		•
Performance		
Maximum speed (mph)		111
Acceleration 0-62 mph (secs)		12.8
Fuel consumption (man)†		
Urban	mpg	47.1
	L/100km	6.0
Extra urban	mpg	65.7
	L/100km	4.3
Combined	mpg	57.6
	L/100km	4.9
CO ₂ emission (g/km)		116
Potential range per tank (miles)*		632
Weights and towing (kg)**		
Kerb weight		1189
Turning circle - kerb to kerb (m)		5.4
Maximum roof load		50
Capacities (litres)		
Boot capacity (VDA method)		341
Fuel tank		50
Wheels and tyres		
Tyres		195/60R15
Wheels		Alloy 15"
Spare wheel		Space saver
Instruments and controls		
Tachometer		•
Digital clock (built into audio system)		•
Audible headlight on reminder		•
Remote fuel filler release		•
Digital odometer (A/B trip)		•
Internally adjustable headlights		•
Front map lights		•
Digital fuel consumption display		•
Adjustable dashboard illumination		•
Low fuel warning light		•
Remote boot release		•

SPECIFICATION

		1.4 IMA Executive
Safety		
Dual front Supplemental Restraint System (SRS) airbags		•
Dual side Supplemental Restraint System (SRS) airbags		•
Side impact protection beams		•
Anti-lock Braking System (ABS)		•
Electronic Brake-force Distribution (EBD)		•
Emergency Brake Assist		•
Front ventilated disc brakes		•
Rear disc brakes		•
High level rear brake light		•
5 x 3 point seat belts		•
Front seat belt buckle pre-tensioners		•
Height adjustable front seat belts		•
Rear seat belt pre-tensioners		•
ISOFix childseat restraint mechanism		•
ISOFix top tether anchor plate		•
Front head restraints		•
Rear outer head restraints		•
Security		
Rolling code ECU engine immobiliser		•
Perimeter alarm system		•
High security integrated audio		•
Central locking		•
Remote keyless entry		•
Visible Vehicle Identification Number (VIN)		•
Honda Superlocks (shielded deadlocks)		•
Lockable glove box		•
Locking wheelnuts		•
Seating		
Height adjustable driver's seat		•
Leather upholstery		•
Rear seat central armrest		•
Heated front seats		•
Exterior		
Halogen headlight		•
Front fog lights		•
Body coloured side sill garnish		○
Body coloured bumpers		•
Body coloured door mirrors		•
Body coloured door handles		•
Electrically adjustable and heated door mirrors		•
Front mudguards		○
Rear mudguards		○
Rear boot spoiler		•
Bee-sting aerial		•
Heat absorbing tinted windows		•

SPECIFICATION

1.4 IMA Executive

Comfort and convenience

Electric power assisted steering	●
Tilt adjustable steering wheel	●
Leather wrapped steering wheel	●
Climate controlled air conditioning	●
Pollen filter	●
Front electric windows	●
Rear electric windows	●
Front 12v power socket (cigarette lighter)	●
Front cupholders	●
Rear cupholders	●
Driver vanity mirror with lid in sunshade	●
Passenger vanity mirror with lid in sunshade	●
Passenger seatback pocket	●
Boot light	●
Ashtray - front and rear	●
Driver's foot rest	●
Storage under audio	●
Coin pocket	●
In Car Entertainment***	
Stereo CD tuner with RDS	●
Front speakers	●
Rear speakers	●
DVD satellite navigation with CD tuner	○

CIVIC
4
DOOR
IMA INSIDE



4480mm



1938mm

(including door mirrors)



1695mm

(excluding door mirrors)

1435mm
(1585 including aerial)

Key ● Standard ○ Optional - Not available

† **Fuel consumption.** These are the results of the fuel consumption test conducted by the Department of Transport. This test is designed to give a realistic indication of on-road fuel consumption.

* Calculated using a combined cycle. Results will vary according to driving conditions.

** **Maximum towing weights** are based on the ability of the car, with two occupants of 75kg each, to restart on a 12% gradient at sea level. At altitudes in excess of 1500 metres, engine output may drop with a reduction in towing capability. Extra weight, such as additional passengers or luggage, should also be deducted from the maximum towing weight.

***For further information please refer to your dealer.



?Why do we find it hard to talk about money

You've studied it. Talked about it. Dreamed about it. Now you have to pay for it. Just doesn't feel like part of the fun, somehow.

So we thought, there should be a better way to do this. Not a quick-fix, easy-terms, one-size-fits-all deal, either. Finance that sounds too good to be true usually is.

We were thinking 'simple', 'flexible' and 'convenient'. And that's what you get, right from making the deposit.

?So where do we start

With the deposit. Your current car or cash are both fine. You don't have either? No problem: we can work out a zero-deposit package, too.

?Done your sums

The most important part of any finance is the monthly payments. Only you know how much you can really afford. So tell us. That way, we can work out monthly payments to fit in with your budget. Our finance packages are flexible enough to work round just about anything. After that, it's up to you.

We give you choices right through the process, including at the end of the agreement.

You want to keep the car? Simple: make the final payment and it's all yours. Or, you can give it back. As long as it's in good condition and within the agreed mileage, you can walk away with nothing more to pay*.

And if you're ready for a new Honda, we'll arrange a part-exchange and a new finance package. Easy, really.

Making our finance more straightforward meant leaving out a few things. The long, complex forms. The dense technical jargon.

The wait to see if you've got the go-ahead.

We didn't think you'd miss them. We don't.

All of which means you get your new Honda quicker. Of course, none of this is any substitute for talking it over with your local Honda dealer. So now you know what to expect from a visit to us. When can we expect a visit from you?

Your local Honda dealer will be happy to give you a quotation.

*Honda Aspirations only (Honda's PCP product). Credit provided by Honda Finance Europe Plc. 470 London Road, Slough, Berkshire, SL3 8QY



?Want to predict the future

The Civic, like all Hondas, is made to our exacting standards. But we take nothing for granted. So the Civic is covered by a 3 year manufacturer's warranty*. You can extend this period of cover with a Hondacare Guarantee and give yourself peace of mind for up to a further 4 years. Hondacare Guarantee is unique and only available from authorised Honda Dealerships.

Just choose the period of cover you want - from 4 months to 4 years. Then sit back and relax, knowing that help is only a telephone call away. Unexpected repair bills will be settled immediately.

Further benefits include:

- Repairs carried out by Honda trained technicians.
- Guarantees the use of only Genuine Honda parts.
- Hondacare Assistance - Honda's comprehensive breakdown and recovery package.

Just ask your authorised Honda Dealership for more details.

?Like beneficial insurance rates

The Honda Owners Insurance scheme has been specially designed so that Honda owners receive beneficial insurance cover at competitive rates. To obtain details of all the benefits included and to receive a quotation, please contact your authorised Honda dealer or call 0845 200 8000.

?Is help at hand when it really matters

With Honda it is. Because if you're unlucky enough to have an accident, we have a free Hondacare Accident Helpline that will sort all the details for you and make it a priority to get your car back on the road. In the event of an accident please telephone 0800 521 728.

*Subject to the Warranty terms and conditions listed on pages 15 and 16 of your service book.

?Shouldn't the last thing you think about be maintenance

A Hondacare Maintenance Plan** means you won't have to think about it at all.

It covers you for all servicing and maintenance costs and can be paid for by Direct Debit in monthly installments. So you can get on with enjoying your car.

It's competitive and flexible.

All servicing is undertaken by Honda dealers. This gives you access to fully qualified technicians and an established network of dealers throughout the UK.

It means your car will only ever be serviced and repaired with genuine Honda parts.

It protects the value of your car.

It's backed by Hondacare Assistance, giving you peace of mind 24 hours a day every day of the year.

It's backed by a Honda Manufacturer Warranty. For full details, please contact your Honda dealer.

?Can your car get the service you do

We spend a lot of time working out the best service we can give to our customers. And you'd expect us to also come up with the best service for your car, too. So we designed Hondacare Budget Plan Servicing**. This way, you can spread the cost of servicing your car with fixed monthly payments. It's available for new and used Honda cars, and for private and business users too.

**Terms and conditions apply.

9,000 Miles / 12 Months	
HR-V • S2000 • NSX • Legend • Insight Civic Diesel (3 door and 5 door)	
Months	Miles
12	9,000
24	18,000
36	27,000
48	36,000
60	45,000
72	54,000
84	63,000
96	72,000
108	81,000
120	90,000
132	99,000
144 [†]	108,000

12,500 Miles / 12 Months	
Jazz • Stream • FR-V • Civic 4 door IMA • Civic Type-R CR-V Civic Petrol (3 door and 5 door) Accord Saloon and Tourer (Petrol and Diesel)	
Months	Miles
12	12,500
24	25,000
36	37,500
48	50,000
60	62,500
72	75,000
84	87,500
96	100,000
108	112,500
120	125,000
132	137,500
144 [†]	150,000

[†]Should mileage exceed 144 months or 108,000/150,000 miles, please contact your local Honda dealer to obtain a Continuation Service book.

Civic	Transmission	CO ₂ (g/km)	VED Band	Fuel economy combined (l/100km/mpg)
Civic 3 Door				
1.4i S	Man	150	A	6.3/44.8
1.6i VTEC SE	Man	157	B	6.6/42.8
1.6i VTEC SE	Auto	169	C	7.1/39.8
1.6i VTEC Sport	Man	157	B	6.6/42.8
1.7i CTDi SE	Man	134	A	5.0/56.5
2.0 i-VTEC Type-R	Man	212	D	8.9/31.7
Civic 4 Door				
1.4 IMA Executive	Man	116	AA	4.9/57.6
Civic 5 Door				
1.4i S	Man	153	B	6.4/44.1
1.4i SE	Man	153	B	6.4/44.1
1.4i SE	Auto	172	C	7.2/39.2
1.6i VTEC SE	Man	157	B	6.6/42.8
1.6i VTEC SE	Auto	172	C	7.2/39.2
1.6i VTEC Executive	Man	157	B	6.6/42.8
1.6i VTEC Executive	Auto	172	C	7.2/39.2
1.7i CTDi SE	Man	134	A	5.0/56.5
2.0 i-VTEC Type-S VSA	Man	179	C	7.5/37.7

?Ever tried a little blue sky thinking

We love this planet as much as you do. And we're well aware that a global corporation that builds cars has to take its responsibilities very seriously. And that's why we only ever build cars with the future in mind. A lot of damage has been done since the invention of the internal combustion engine, but thanks to cutting-edge technology we're aiming to cut it out all together.

Our manufacturing plant in Swindon is reducing the amount of landfill waste it produces. At the going rate, we're on track to cut that figure to zero by 2010. The development of our 3R concept - reduce, reuse, recycle - allows us not only to apply our principles throughout the plant, but also provides an educational tool for local schools and councils who visit us on a regular basis.



We've made technological developments that radically reduce emissions too. Like the Insight.

It's the most fuel-efficient sports coupé in existence thanks to its Integrated Motor Assist technology. The same technology you'll find in the 4 door Civic Executive, winner of Best Fuel Economy and Best 1-1.4 litre Engine at the 2003 International Engine of the Year Awards and the BP Green Fleet award for vehicle innovation. Our new generation i-series engines, such as our i-VTEC engine, are on course to produce 75% less HC (hydrogen and carbon atoms) and NOx (oxides of nitrogen) emissions by 2005, as well as on course to meet the 2010 fuel economy criteria in all weight categories.

Ahead of new regulations due to come into force in 2006, we've reduced our motorcycles' emissions and fuel consumption by 30%. And the production of road-going two-stroke engines is now a thing of the past. Even when it comes to boats, if you're

after an outboard engine, with Honda you'll only ever get the cleaner four-stroke version.

At Honda, if we have an idea, we want to make it happen. Take the groundbreaking FCX fuel-cell electric vehicle, which produces only water as a by-product. The first car of its kind to obtain approval for commercialisation in the US, it's fuelled by the chemical reaction between hydrogen and oxygen - we've even built a solar-powered hydrogen fuelling station at our research institute in Los Angeles. It's the greenest vehicle on the planet, and it's already driving around the streets of Tokyo and LA.



Not only are we cutting environmentally damaging emissions, we're actively putting something back in.

At participating Honda Dealerships, customers could now receive a Tree-Tube as a thank-you present. Each tube is equivalent to three months' worth of CarbonNeutral[®] driving, promoting projects that absorb, neutralise and offset the carbon dioxide emissions produced by car driving. So, not only are we planting forests in the UK, we're also swapping kerosene burners for solar panels in Sri Lanka and introducing energy efficiency equipment in poorer homes across the USA. And there are more projects on the way.

We're also rewriting the rulebooks by changing the way people think about transport. We know that cars have become so popular that the planet is becoming gridlocked. That's why we've introduced traffic-reduction schemes in Japan, such as the Intelligent Community Vehicle System, which encourages shared use of vehicles in urban areas. We want to create more public space, reduce traffic, lower pollution and provide an improved living environment for everyone.

At Honda we want to fill the world with great ideas. Not pollution.



?Why stop when you reach the limit

Think of some of the world's most innovative creations. The people who made them dared to challenge convention. At Honda, we let nothing get in the way of a good idea. We encourage our designers to test the boundaries of science as well as their own imaginations. That's why our cars, motorcycles, ATV's, powerboat engines and power equipment products are used the world over, consistently winning new awards, new accolades and new friends.

But it doesn't stop there. After witnessing an aerobatics display as a schoolboy our founder, Soichiro Honda, dreamed of creating an aeroplane. Eighty-seven years later our engineers are putting the finishing touches to the HondaJet. True to Honda's belief in finding solutions through innovation and imagination, the jet challenges standard aircraft design. Its HF118 turbofan engines are located on the upper sides of the wings, part of a groundbreaking design that reduces drag at high speed and increasing fuel efficiency by 40%. This break from conventional design also allows for 30% more cabin space. It goes to show what you can achieve by letting your imagination run free.

On the ground our desire to innovate is as strong as it's ever been. This applies as much to bicycles as it does to Formula 1 racing cars. On two wheels, we have recently perfected the RN01 downhill mountain bike, with its unique gearbox system that allows cyclists to change gear without the need to pedal. This revolutionary design was born out of an enthusiastic idea that was allowed to flourish, rather than a design requirement.

On the track, our Formula 1 programme has seen

young British contender Jenson Button rise to the podium eight times so far in the 2004 season, the Honda engines providing credible and consistent rivalry to those of the dominant Ferrari team.

Some innovations come from the heart.

One Honda engineer, who hated diesel engines so much, made it his mission to revolutionise them.

The i-CTDi sets a new benchmark in diesel technology.

High in torque and low in fuel consumption, it's unique closed deck aluminium construction, one of the only aluminium diesel engines on the market, offers power, cleanliness and an incredibly low noise output, creating a level of performance that rivals the very best in the market. It's part of our constant mission to reduce emissions and create cleaner vehicles – like the FCX series. These vehicles use hydrogen fuel cells as their power source, producing only water as a by-product. When it comes to engines, you don't get much cleaner than that.

And then there's ASIMO. Our famous robot. With his ground breaking abilities in balance, manoeuvrability, face and voice recognition, he represents our vision of creating technologies that go way beyond our everyday perceptions of transport and mobility.

Our latest inspiration comes in the form of an intelligent night-vision system, which uses infrared cameras to see in the dark and is the world's first system to detect pedestrians or moving, heat-emitting objects such as animals that are in the vehicles path, or even judged to be moving into that path. The system warns the driver via an audio caution linked to a 'heads-up' display above the dashboard.



Even when it comes to safety we look beyond the expected. As one of the first manufacturers to develop pedestrian safety technology, we continue to place importance in this area. Our latest innovation is the 'pop-up' bonnet system. It uses sensors in the bumper to indicate whether an impact with a pedestrian has occurred. This triggers a mechanism that raises the rear portion of the engine hood away from the hard

components found underneath it. Our Head Injury Criteria are reduced by up to 40% when this system is fitted. All these innovations are in constant development, and there are new ideas being born every minute. We are always looking to improve, to make our products cleaner, safer, more efficient. It's all part of our continuing mission to push back the boundaries of science, to turn inspirational ideas into reality.



Jazz



Insight



HR-V



S2000



Civic 3 Door



Civic 5 Door



FR-V



Civic 4 Door



Stream



CR-V



Accord Saloon



Accord Tourer

?What do all Honda cars have in common

More than you might think to look at them. They're all unique. But every Honda is designed to excite, inspire and perform.

How do we turn that dream into reality? Through world-class engineering and innovation. Show us a boundary, and we'll push it, whether in aesthetics, safety, driving dynamics or engine technology. Our VTEC engines deliver the exact amount of power needed, at the precise moment it's asked for.

Our new i-CTDi is quiet and refined like our petrol engines but with all the fuel consumption and tax benefits of diesel. And our multi award-winning Integrated Motor Assist (IMA) ingeniously combines petrol and electric motor technology to save fuel, tax and money. We're obsessed with detail and build quality. If a conventional process doesn't produce the results we want, we'll invent a new one that does. Like our advanced dip-and-roll painting technique, designed to prevent air bubbles forming under the surface of the paint.

We even build some of the machines that build our cars. The Civic 3 door, Civic 5 door and CR-V all start life at our Swindon plant, in which we've invested £1.15 billion since its opening. Making it one of the world's most sophisticated production lines. But it's not just what's inside our buildings that meets with others' approval: in October 2002, the Chartered Institute of Building gave us its prestigious 'Building Award' for our second European car plant.

But there's another, even more important element you'll find in every Honda. A shared heritage, the engineering equivalent of DNA. Which is? Racing. It was the lifelong passion of our founder Soichiro Honda, and we're still competing at the highest level today. In 2002, our Synchro Motorsport Team drove the Civic Type-R to 17 British Touring Car Championship (BTCC) victories – including the overall Driver's and Team titles.

As well as providing the perfect proving ground for new technology, racing teaches the importance of safety. Which is why we've built the world's largest crash-testing facility. We've also developed the most advanced crash-test dummy in existence, the POLAR II: the AA presented us with a special award for our work in developing pedestrian-friendly vehicles. And of course, all that work is in your new Honda, too.

Every Honda model is a product of the power of dreams. It's what brings them all together. And makes them completely unique.



Colour options for your
CIVIC

Taffeta White

Cool Jade Silver Metallic

Vivid Blue Pearl

Magnetic Blue Metallic

Eternal Blue Pearl

Milano Red

New Red Pearl

Cosmic Grey Pearl

Satin Silver Metallic

Fluorite Silver Metallic

Nighthawk Black Pearl

Colour options for your **CIVIC**

Cool Jade Silver Metallic

	S	SE	Sport	Type-R	Executive	Type-S
Civic 3 Door	-	■	-	-	-	-
Civic 5 Door	-	■	-	-	●	-
Civic 4 Door	-	-	-	-	-	-

■ standard - not available ● available with black interior only
○ available with black or titanium interior

Taffeta White

	S	SE	Sport	Type-R	Executive	Type-S
Civic 3 Door	-	-	-	-	-	-
Civic 5 Door	-	■	-	-	●	-
Civic 4 Door	-	-	-	-	■	-

■ standard - not available ● available with black interior only
○ available with black or titanium interior

Eternal Blue Pearl

	S	SE	Sport	Type-R	Executive	Type-S
Civic 3 Door	■	■	-	-	-	-
Civic 5 Door	■	■	-	-	○	-
Civic 4 Door	-	-	-	-	■	-

■ standard - not available ● available with black interior only
○ available with black or titanium interior

Magnetic Blue Metallic

	S	SE	Sport	Type-R	Executive	Type-S
Civic 3 Door	-	■	-	-	-	-
Civic 5 Door	-	■	-	-	●	-
Civic 4 Door	-	-	-	-	-	-

■ standard - not available ● available with black interior only
○ available with black or titanium interior

Vivid Blue Pearl

	S	SE	Sport	Type-R	Executive	Type-S
Civic 3 Door	-	■	■	-	-	-
Civic 5 Door	-	■	-	-	●	■
Civic 4 Door	-	-	-	-	-	-

■ standard - not available ● available with black interior only
○ available with black or titanium interior

Cosmic Grey Pearl

	S	SE	Sport	Type-R	Executive	Type-S
Civic 3 Door	-	■	■	■	-	-
Civic 5 Door	-	■	-	-	○	■
Civic 4 Door	-	-	-	-	-	-

■ standard - not available ● available with black interior only
○ available with black or titanium interior

New Red Pearl

	S	SE	Sport	Type-R	Executive	Type-S
Civic 3 Door	-	-	-	-	-	-
Civic 5 Door	-	-	-	-	-	-
Civic 4	-	-	-	-	■	-

■ standard - not available ● available with black interior only
○ available with black or titanium interior

Milano Red

	S	SE	Sport	Type-R	Executive	Type-S
Civic 3 Door	■	■	■	■	-	-
Civic 5 Door	■	■	-	-	●	■
Civic 4 Door	-	-	-	-	-	-

■ standard - not available ● available with black interior only
○ available with black or titanium interior

Nighthawk Black Pearl

	S	SE	Sport	Type-R	Executive	Type-S
Civic 3 Door	-	■	■	■	-	-
Civic 5 Door	-	■	-	-	○	■
Civic 4 Door	-	-	-	-	-	-

■ standard - not available ● available with black interior only
○ available with black or titanium interior

Fluorite Silver Metallic

	S	SE	Sport	Type-R	Executive	Type-S
Civic 3 Door	-	-	-	-	-	-
Civic 5 Door	-	-	-	-	-	-
Civic 4 Door	-	-	-	-	■	-

■ standard - not available ● available with black interior only
○ available with black or titanium interior

Satin Silver Metallic

	S	SE	Sport	Type-R	Executive	Type-S
Civic 3 Door	■	■	■	■	-	-
Civic 5 Door	■	■	-	-	●	■
Civic 4 Door	-	-	-	-	■	-

■ standard - not available ● available with black interior only
○ available with black or titanium interior