




Mazda6

Vehicle Specifications.



ZOOM-ZOOM

Mechanical Features.

Engines:

- 1.8 MZR Petrol
- 1798cc in-line 4-cylinder, 16-valve, DOHC, developing 120ps (88kW) at 5500rpm and 165Nm at 4300rpm.
 - CO₂ emissions of 184g/km (4-door) 186g/km (5-door), 188g/km (Estate) (EC Stage IV).
 - Multipoint injection into intake manifold.
 - Battery – 50Ah, 75Ah or 85Ah.
 - Alternator – 90A.

- 2.0 MZR Petrol
- 1999cc in-line 4-cylinder, 16-valve, DOHC, developing 147ps (108kW) at 6500rpm and 184Nm at 4000rpm.
 - CO₂ emissions of 186g/km (4-door), 191g/km (5-door and Estate) (EC Stage IV).
 - Multipoint injection into intake manifold.
 - Battery – 50Ah or 75Ah.
 - Alternator – 90A.
 - Sequential Valve Timing (S-VT).

- 2.0 MZR Petrol Activematic
- 1999cc in-line 4-cylinder, 16-valve, DOHC, developing 147ps (108kW) at 6500rpm and 184Nm at 4000rpm.
 - CO₂ emissions of 205g/km (4-door and 5-door), 207g/km (Estate) (EC Stage IV).
 - Multipoint injection into intake manifold.
 - Battery – 50Ah or 65Ah.
 - Alternator – 90A.
 - Sequential Valve Timing (S-VT).

- 2.3 MZR Petrol
- 2261cc in-line 4-cylinder, 16-valve, DOHC, developing 166ps (122kW) at 6500rpm and 207Nm at 4000rpm.
 - CO₂ emissions of 207g/km (5-door) (EC Stage IV).
 - Multipoint injection into intake manifold.
 - Battery – 50Ah or 80Ah.
 - Alternator – 90A.
 - Balancer shaft.
 - Sequential Valve Timing (S-VT).

- 2.0 MZR-CD Diesel
- 1998cc in-line 4-cylinder, 16-valve, SOHC, developing 121ps (89kW) at 3500rpm and 320Nm at 2000rpm.
 - CO₂ emissions of 165g/km (4-door and 5-door), 167g/km (Estate) (EC Stage IV).
 - Second-generation common-rail injection system.
 - Battery – 95Ah or 115Ah.
 - Alternator – 90A.
 - Diesel Particulate Filter.

- 2.0 MZR-CD Diesel
- 1998cc in-line 4-cylinder, 16-valve, SOHC, developing 143ps (105kW) at 3500rpm and 360Nm at 2000rpm.
 - CO₂ emissions of 165g/km (4-door and 5-door), 167g/km (Estate) (EC Stage IV).
 - Second-generation common-rail injection system.
 - Battery – 95Ah or 115Ah.
 - Alternator – 90A.
 - Diesel Particulate Filter.

Mechanical Features and Model Availability.

Transmissions:

- 5-speed or 6-speed manual – Giving precise, positive shift feel to provide a feeling of unity between driver and vehicle.
- 5-speed automatic ('Activematic'), optional on 2.0 MZR petrol (4-door TS², 5-door TS and TS², Estate TS²) – By supplementing automatic operation with a pseudo-manual mode, the Activematic transmission control system gives the option of a more exhilarating driving experience at any time.

Body:

- The body structure gives handling stability on one hand and ride comfort and quietness on the other.
- Self-supporting rigid and torsion-resistant all-steel body with defined crumple zones for the front and the rear sections, stable passenger safety cell with side impact reinforcement in the doors.
- Mazda Advanced Impact Distribution and Absorption System (MAIDAS) designed to secure the critical interior space in the event of an accident.

Chassis and Suspension:

- Front: The high-mount double wishbone suspension mechanism minimises negative road inputs for optional stability. It has a minimal kingpin-to-wheel-centre offset to ensure the best possible tyre-to-road contact.
- Rear: The E-type multi-link suspension mechanism employs low-profile springs and angled dampers that permit optimal packaging without compromising the car's handling capabilities.

Brake System:

- Four-Wheel Anti-lock Braking System (ABS) with Electronic Brake-force Distribution (EBD) to optimise brake performance.
- In combination with Dynamic Stability Control (DSC) and a Traction Control System (TCS), Emergency Brake Assist (EBA) is standard on TS² and Sport models.
- Front: 274-283mm ventilated discs (depending on model).
- Rear: 280mm discs.

Model Availability

	1.8 MZR	2.0 MZR	2.0 MZR Activematic	2.3 MZR	2.0 MZR-CD (121ps)	2.0 MZR-CD (143ps)
4-door:						
TS	●	●	-	-	-	●
TS ²	-	●	●	-	-	●
5-door:						
S	●	-	-	-	●	-
TS	●	●	●	-	●	●
TS ²	-	●	●	-	-	●
Sport	-	-	-	●	-	●
Estate:						
S	-	●	-	-	●	-
TS	-	●	-	-	-	●
TS ²	-	●	●	-	-	●

● = Available
- = Not available

Technical Data.

Engine Type	1.8 MZR	2.0 MZR	2.0 MZR Activematic	2.3 MZR	2.0 MZR-CD (121ps)	2.0 MZR-CD (143ps)
Displacement (cc)	1798	1999	1999	2261	1998	1998
Bore x stroke (mm)	83.0 x 83.1	87.5 x 83.1	87.5 x 83.1	87.5 x 94.0	86.0 x 86.0	86.0 x 86.0
Valves per cylinder	4	4	4	4	4	4
Maximum output [ps (kW) / rpm]	120 (88) / 5500	147 (108) / 6500	147 (108) / 6500	166 (122) / 6500	121 (89) / 3500	143 (105) / 3500
Maximum torque (Nm / rpm)	165 / 4300	184 / 4000	184 / 4000	207 / 4000	320 / 2000	360 / 2000
Compression ratio	10.8:1	10.8:1	10.8:1	10.6:1	18.4:1	18.4:1

Transmission

Type		5-speed manual	6-speed manual	5-speed automatic	6-speed manual	6-speed manual	6-speed manual
Gear ratios:	1st	3.666	3.454	3.620	3.454	3.538	3.538
	2nd	2.059	2.059	1.925	1.842	1.913	1.913
	3rd	1.392	1.310	1.285	1.310	1.218	1.218
	4th	0.970	0.970	0.933	1.030	0.880	0.880
	5th	0.755	0.795	0.692	0.837	0.809	0.809
	6th	–	0.680	–	0.755	0.673	0.673
	Reverse	3.166	3.198	3.405	3.198	3.831	3.831
Final gear ratio	4.388	4.388	3.863	4.388	———— 3.611 (1st to 4th) ———— ———— 3.095 (5th and 6th) ————		

Steering

Steering gear	———— Power-assisted rack and pinion ————					
Minimum turning circle (kerb-to-kerb) (m)	10.8	10.8	10.8	10.8	10.8	10.8

Performance and Economy

4-door:

Acceleration [0-62mph (0-100km/h) in sec]	10.7	9.7	10.7	–	–	9.5
Top speed [mph (km/h)]	122 (197)	131 (211)	125 (201)	–	–	127 (205)
Fuel consumption [mpg (l/100km)] ¹⁾	Urban	26.2 (10.8)	26.2 (10.8)	23.3 (12.1)	–	37.7 (7.5)
	Extra Urban	47.9 (5.9)	47.1 (6.0)	42.8 (6.6)	–	55.4 (5.1)
	Combined	36.7 (7.7)	36.2 (7.8)	32.8 (8.6)	–	47.1 (6.0)
CO ₂ emissions (g/km) ¹⁾	184	186	205	–	–	165
EC emission level	EC Stage IV	EC Stage IV	EC Stage IV	–	–	EC Stage IV
Recommended fuel	———— Unleaded 95 RON ————		————	–	–	Diesel
Fuel tank capacity (litres)	64	64	64	–	–	64

5-door:

Acceleration [0-62mph (0-100km/h) in sec]	11.0	9.9	10.9	9.0	10.6	9.5
Top speed [mph (km/h)]	121 (194)	130 (210)	125 (201)	131 (211)	119 (192)	126 (203)
Fuel consumption [mpg (l/100km)] ¹⁾	Urban	25.9 (10.9)	25.7 (11.0)	23.3 (12.1)	24.7 (11.7)	37.7 (7.5)
	Extra Urban	47.1 (6.0)	44.8 (6.3)	42.8 (6.6)	40.9 (6.9)	55.4 (5.1)
	Combined	36.2 (7.8)	35.3 (8.0)	32.8 (8.6)	32.5 (8.7)	47.1 (6.0)
CO ₂ emissions (g/km) ¹⁾	186	191	205	207	165	165
EC emission level	EC Stage IV	EC Stage IV	EC Stage IV	EC Stage IV	EC Stage IV	EC Stage IV
Recommended fuel	———— Unleaded 95 RON ————			————	Diesel	Diesel
Fuel tank capacity (litres)	64	64	64	64	64	64

Estate:

Acceleration [0-62mph (0-100km/h) in sec]	–	9.9	11.1	–	10.9	9.8
Top speed [mph (km/h)]	–	128 (206)	121 (195)	–	118 (190)	125 (201)
Fuel consumption [mpg (l/100km)] ¹⁾	Urban	–	25.7 (11.0)	23.5 (12.2)	–	37.2 (7.6)
	Extra Urban	–	44.8 (6.3)	42.2 (6.7)	–	54.3 (5.2)
	Combined	–	35.3 (8.0)	32.5 (8.7)	–	46.3 (6.1)
CO ₂ emissions (g/km) ¹⁾	–	191	207	–	167	167
EC emission level	–	EC Stage IV	EC Stage IV	–	EC Stage IV	EC Stage IV
Recommended fuel	–	———— Unleaded 95 RON ————		–	Diesel	Diesel
Fuel tank capacity (litres)	–	64	64	–	64	64

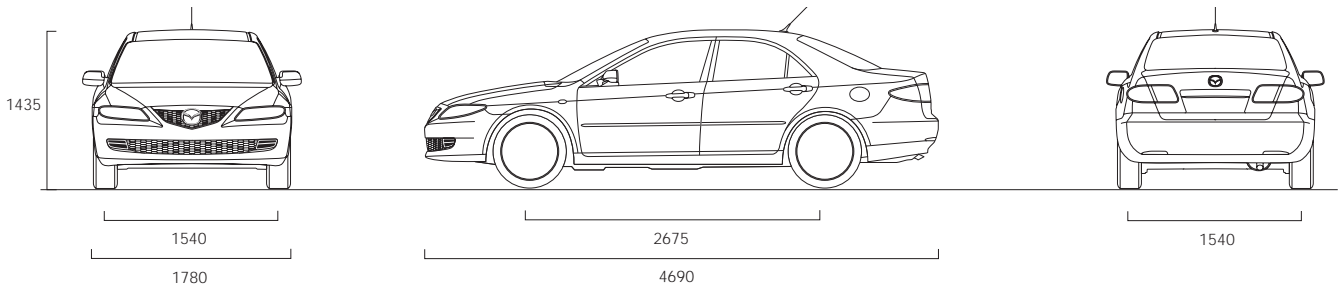
¹⁾ Fuel consumption and CO₂ emissions values according to 1999/100/EC.

Technical Data.

Dimensions and Weights

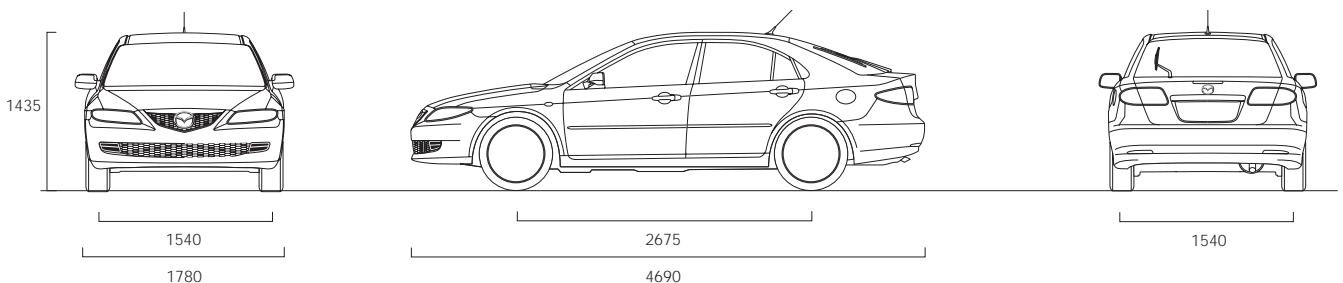
4-door:

	1.8 MZR	2.0 MZR	2.0 MZR Activematic	2.0 MZR-CD (143ps)
Overall length / width (without mirrors) / height (mm)	4690 / 1780 / 1435			
Ground clearance between axles – unladen (mm)	150	150	150	150
Front track / Rear track (mm): 16" wheels	1540/1540	1540/1540	1540/1540	1540/1540
Wheelbase (mm)	2675	2675	2675	2675
Cargo volume, acc. to VDA (l):	501	501	501	501
Brake discs: Ventilated front disc diameter (mm)	274	283	283	283
Rear disc diameter (mm)	280	280	280	280
Permitted gross vehicle weight (kg)	1825	1855	1885	1990
Permitted axle load, front / rear (kg)	955 / 970	985 / 970	1020 / 965	1110 / 980
Towing limit (kg): Unbraked	550	550	550	550
Braked (12% gradient)	1300	1500	1500	1600
Kerb weight (kg) min. / max. incl. driver (75kg)	1305-1380	1310-1385	1355-1430	1440-1515
Maximum roof load (kg)	100	100	100	100



5-door:

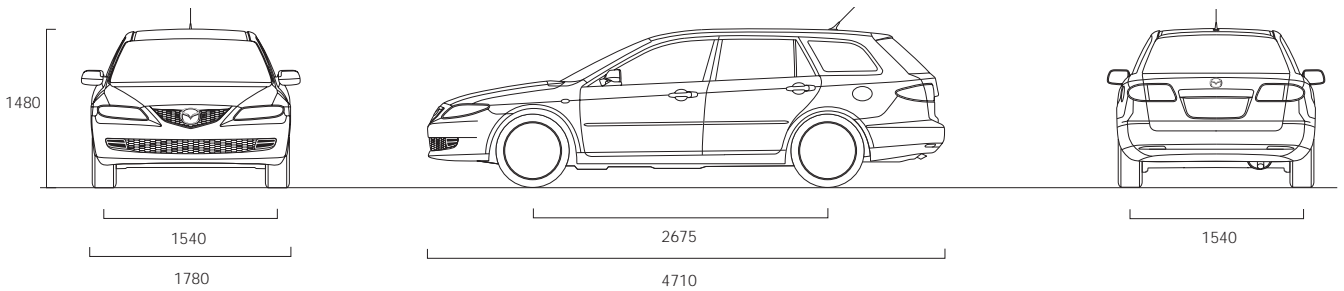
	1.8 MZR	2.0 MZR	2.0 MZR Activematic	2.3 MZR	2.0 MZR-CD (121ps)	2.0 MZR-CD (143ps)
Overall length / width (without mirrors) / height (mm)	4690 / 1780 / 1435					
Ground clearance between axles – unladen (mm)	150	150	150	150	150	150
Front track / Rear track (mm): 16" and 17" wheels	1540/1540	1540/1540	1540/1540	1540/1540	1540/1540	1540/1540
Wheelbase (mm)	2675	2675	2675	2675	2675	2675
Cargo volume, acc. to VDA (l): 5-seat mode (to belt line)	492	492	492	492	492	492
Brake discs: Ventilated front disc diameter (mm)	274	283	283	283	283	283
Rear disc diameter (mm)	280	280	280	280	280	280
Permitted gross vehicle weight (kg)	1870	1885	1915	1940	2015	2020
Permitted axle load, front / rear (kg)	960 / 1010	975 / 1010	1010/1005	1005/1035	1105/1010	1110/1010
Towing limit (kg): Unbraked	550	550	550	550	550	550
Braked (12% gradient)	1300	1500	1500	1500	1600	1600
Kerb weight (kg) min. / max. incl. driver (75kg)	1330-1405	1345-1420	1380-1455	1375-1450	1485-1560	1485-1560
Maximum roof load (kg)	100	100	100	100	100	100



Technical Data.

Dimensions and Weights

Estate:	2.0 MZR	2.0 MZR Activematic	2.0 MZR-CD (121ps)	2.0 MZR-CD (143ps)
Overall length / width (without mirrors) / height (mm)	4710 / 1780 / 1480			
Ground clearance between axles – unladen (mm)	150	150	150	150
Front track / Rear track (mm): 16" wheels	1540 / 1540	1540 / 1540	1540 / 1540	1540 / 1540
Wheelbase (mm)	2675	2675	2675	2675
Cargo volume, acc. to VDA (l): 5-seat mode (to belt line)	505	505	505	505
Brake discs: Ventilated front disc diameter (mm)	283	283	283	283
Rear disc diameter (mm)	280	280	280	280
Permitted gross vehicle weight (kg)	1940	1975	2040	2050
Permitted axle load, front / rear (kg)	975 / 1065	1010 / 1065	1095 / 1045	1100 / 1050
Towing limit (kg): Unbraked	550	550	550	550
Braked (12% gradient)	1500	1500	1600	1600
Kerb weight (kg) min. / max. incl. driver (75kg)	1370-1445	1405-1480	1520-1595	1520-1595
Maximum roof load (kg)	100	100	100	100



Equipment.

Safety and Security	S	TS	TS ²	Sport
Mazda Advanced Impact Distribution and Absorption System (MAIDAS) engineered 'triple H' body structure to help protect occupants from impact forces	●	●	●	●
Supplementary Restraint System (SRS) – Central control unit with crush sensors, front seatbelt pre-tensioners, load-limiters and dual front airbags	●	●	●	●
Anti-lock Braking System (ABS) with Electronic Brake-force Distribution (EBD)	●	●	●	●
Emergency Brake Assist (EBA)	–	–	●	●
Dynamic Stability Control (DSC) with Traction Control System (TCS)	–	–	●	●
Front airbags	●	●	●	●
Front side airbags	●	●	●	●
Front and rear curtain airbags	●	●	●	●
Front passenger airbag deactivation system	●	●	●	●
Safety brake pedal for minimum impact intrusion	●	●	●	●
Whiplash-minimising front seats	●	●	●	●
ISOFIX child seat anchorage	●	●	●	●
Seatbelt reminder (all seats)	●	●	●	●
Seatbelts: Front, 3-point (ELR) x 2 with pre-tensioners and load-limiters, height-adjustable	●	●	●	●
Rear, 3-point (ELR) x 3	●	●	●	●
Thatcham Category 1 alarm and immobiliser	●	●	●	●

Exterior

Tyres and wheels: 205/55 R16 on 16" alloy wheels with security locking wheel nuts	●	●	●	●
215/45 R17 on 17" alloy wheels with security locking wheel nuts	–	–	–	● ¹⁾
Temporary size spare wheel	●	●	●	●
Twin exhausts ²⁾	●	●	●	●
Chrome upper radiator grille	●	●	●	●
Bumpers, front and rear: Body colour	●	●	●	●
Bodyside mouldings: Body colour	●	●	●	●
Door handles: Body colour	●	●	●	●
Rear spoiler	–	–	–	●
Roof rails, black (Estate only)	●	●	●	–
Heated rear window	●	●	●	●
Wipers: Front, 3-speed with intermittent wipe and electric wash	●	●	●	–
Front, automatic with rain sensor	–	–	–	●
Headlights: Halogen	●	●	●	–
Xenon	–	–	–	●
Intelligent Auto Light System	–	–	–	●
Headlight cleaning	–	–	–	●
Headlight levelling: Manual	●	●	●	–
Automatic	–	–	–	●
Front fog lights (integrated in headlamp unit)	–	–	–	●
Rear fog light	●	●	●	●
Rear brake light, high-mounted	●	●	●	●
Door mirrors: Body colour housings, power-operated and heated, driver's wide angle	●	●	●	●
Metallic / Mica paint	○	○	○	●
Heat-reflecting glass	●	●	●	●
Power sunroof	–	–	●	●
Front mudflaps	●	●	●	●

● = Standard

○ = Option at extra cost

– = Not available

¹⁾Not available on 2.0 5-door Sport Diesel

²⁾Only available on 2.0 and 2.3 petrol derivatives

Equipment.

Comfort and Convenience		S	TS	TS ²	Sport
Power door locks and superlock		●	●	●	●
Remote keyless entry system:	With illuminated entry	●	●	●	●
	Global closing (central closing of all windows through key fob)	●	●	●	●
Power steering		●	●	●	●
Cruise control		–	●	●	●
Power windows:	Front and rear, with one-touch auto down on each window	●	●	●	●
Air conditioning:	Manual	●	–	–	–
	Climate control	–	●	●	●
Sunvisors:	Driver's and front passenger's, with mirror and ticket holder	●	–	–	–
	Driver's and front passenger's, with illumination, mirror and ticket holder	–	●	●	●

Interior Features

Seats and integral head restraint:	Driver's, dial reclining and height adjustment	●	●	●	●
	Driver's, lumbar adjustment	●	●	●	●
	Driver's power reclining and height adjustment, with memory function	–	–	□	□
	Driver's power tilt/slide adjustment, with memory function	–	–	□	□
	Driver's and passenger's height-adjustable headrest	●	●	●	●
	Sports bucket style front seats	–	–	–	●
Rear seats:	60 / 40 fold down (4-door only)	●	●	●	–
	60 / 40 full flat fold down (5-door and Estate)	●	●	●	●
	'Karakuri' seat-fold system (5-door and Estate)	●	●	●	●
	Three height-adjustable headrests	●	●	●	●
	Centre armrest	●	–	–	–
	Centre armrest with storage box	–	●	●	●
Seat trim:	Cloth	●	●	●	●
	Leather	–	–	□	□
Steering wheel:	Leather-wrapped	–	●	●	●
	Tilt and height adjustment	●	●	●	●
Leather-wrapped gearshift knob (manual only) and leather-covered handbrake lever		–	●	●	●
Dark Titanium appearance on centre console		–	●	●	●
Grab handle, front passenger's and two rear with coat hooks		●	●	●	●
Audio and Navigation system:	AM/FM radio / CD, four speakers	●	●	–	–
	Bose® sound system with seven speakers, ND® (4-door) or Richbass® (5-door and Estate) woofer, 6-disc CD autochanger and amplifier with five channels of customised equalisation	–	–	●	●
	DVD navigation system, 7" colour pop-up screen, 2 display functions and voice guidance	–	–	○	○
Steering wheel-mounted remote audio controls		–	●	●	●
Meter set:	Trip computer	–	●	●	●
	Exterior temperature thermometer, digital	●	●	●	●
Digital clock		●	●	●	●
Cigar lighter		●	●	●	●
Further storage spaces:	Glovebox, lockable with illumination	●	●	●	●
	Seat-back pocket (passenger side)	●	●	●	●
	Front door pockets	●	●	●	●
	Two cup holders (front)	●	●	●	●
Front ashtray, illuminated		●	●	●	●
Interior light, dome with integral spotlight		●	●	●	●
Front passenger and two rear grab handles		●	●	●	●

- = Standard
- = Option at extra cost
- = Part of an option pack
- = Not available

Colours and Seat Trims.

Model	S	TS	TS ²	Sport**		
Trim	Black	Black	Black	Black Leather*	Black	Black Leather*

Solid Body Colours

Arctic White (A4D)	●	●	●	●	●	●
--------------------	---	---	---	---	---	---

Mica and Metallic Body Colours*

Black Mica (16W)	●	●	●	●	●	●
Blue Pacific Mica (25B)	●	●	●	●	●	●
Tungsten Grey Mica (32G)	●	●	●	●	●	●
Nordic Green Mica (27C)	●	●	●	●	●	●
Phantom Blue Mica (32C)	●	●	●	●	●	●
Silver Contrail Metallic (25H)	●	●	●	●	●	●
Velocity Red Mica (27A)	●	●	●	●	●	●

● = Available

* Option at extra cost.

** Metallic paint is standard on Sport models.



Black (S, TS, TS²)



Black (Sport)



Black Leather (TS², Sport)



Arctic White (A4D)



Black Mica (16W)



Blue Pacific Mica (25B)



Tungsten Grey Mica (32G)



Nordic Green Mica (27C)



Phantom Blue Mica (32C)



Silver Contrail Metallic (25H)



Velocity Red Mica (27A)



Mazda Products and Services.

Warranty Plus – 3-Year Cover.

Every Mazda is designed and built to the highest standards of performance, comfort and reliability. For your further reassurance, Mazda also provides a full 3-year / 60,000-mile¹ warranty cover including Mazda European Assistance and a 12-year anti-perforation warranty.

¹ There is no mileage limit during the first year of the warranty.

Mazda Momentum – New Vehicle Extended Warranty.

At any time during the manufacturer's warranty period you may purchase a Mazda Momentum extended warranty package.

Three options are available. Your Mazda dealer will be pleased to provide you with details.

Accessories.

There is a full range of Mazda genuine accessories for each Mazda model. For more information, contact your Mazda dealer.

Mazda Credit.

Mazda Credit* provides a comprehensive range of finance plans which include:

Mazda MultiOption – A flexible and cost-effective method of funding a Mazda.

Mazda Hire Purchase – A simple, straightforward and traditional funding plan.

Mazda Business Partner – A range of finance solutions for business customers.

Mazda Insurance.

Mazda Insurance offers a range of motor-related insurance products to protect you and your car. For total motoring peace of mind, please ask your Mazda dealer for details.

Tax-Free Personal Export, Diplomatic and Military Sales.

Significant savings are available for those who qualify, with schemes tailored to suit individual needs.

For further information, contact your Mazda dealer or contact Mazda Tax Free Sales on 01932 335132.

Motability.

For all Motability enquiries, please contact Mazda on 08457 48 48 48.

Your Mazda dealer:

Mazda Motors UK Limited reserves the right to introduce changes in specification and equipment due to its ongoing product development. Colour and trim samples shown in this brochure may vary from the actual colours because of the limitations of the printing process. It is recommended that you consult your Mazda dealer when referring to these.

*Finance subject to status. Guarantees / Indemnities may be required.

Written quotations: Mazda Credit UK, Central Office, Eagle Way, Brentwood, Essex CM13 3AR.

Authorised and regulated by the Financial Services Authority.

October 2005.

Internet: www.mazda.co.uk

Mazda Helpline: 08457 48 48 48