

**HONDA**  
The Power of Dreams

CIVIC  
Type S







## contents

- 03 EXTERIOR DESIGN
- 09 INTERIOR DESIGN
- 13 PERFORMANCE & SAFETY
- 15 MODEL LINE UP
  - 19 OPTIONS
  - 21 COLOURS
- 24 SPECIFICATION
  - 30 FINANCE
- 31 AFTERSALES
- 33 GLOSSARY
- 35 THE POWER OF DREAMS



### REAL ROAD PRESENCE

The Type S is impressive with its distinct looks and striking lines. Its features are both powerful and modern, from the integrated indicators in the door mirrors to the triangular door handles and twin exhausts. The new wire mesh grille is in line with the race bred Type R and the matching coloured body kit adds a dynamic presence.





#### DESIGNED FOR A PURPOSE

Our racing heritage has taught us that small improvements can make a big difference. The body matching coloured panels combined with 17" alloys enhance the sporty look. Improvements to both the design and quality of the rear light clusters bring an added edge to the contemporary styling.









### FOCUSED ON DRIVING

Through our racing experience, we have drawn on knowledge of how drivers absorb information whilst keeping their focus on the road. From this, we've created the Dual Zone dashboard and curved driver zone which resembles a cockpit of a racing car.

The lower zone shows the rev counter and the multi-information display shows average speed, fuel consumption and outside temperature. The climate control, steering wheel mounted controls for the audio, cruise control and Bluetooth® are all close to hand, which means you're able to concentrate on the road whilst enjoying the drive.





### COMPLETE COMFORT

Whilst the dashboard features a new brushed metal trim, the driver environment has been refined with upgraded materials. The cockpit in the Type S features both an auxiliary socket (MP3 connection) and a Deflation Warning System\*. Sporty Alcantara bucket seats mould to the shape of your body, holding you in the perfect position for driving, making long or short journeys a pleasure.

\*For more information on which grades these and other features are available on, please see specification pages 24-29.



Model shown is 1.8 Type S GT i-SHIFT with optional Satellite Navigation. Please note that Satellite Navigation is only available on certain grades. For more information on which grades this and other features are available on, please see specification pages 24-29.





#### ENGINEERED TO PERFORM, DESIGNED TO PROTECT

At Honda, our engineers are always striving to create lighter, quieter and more powerful engines that offer lower emissions. This dedication has led to the introduction of a new engine to the Type S range, the petrol fuelled 1.4 i-VTEC. It uses innovative variable valve timing and lift control, which helps to deliver optimum fuel economy at low revs and more power at high revs. It is also available with the i-SHIFT automated manual transmission. Select either an automatic mode or a manual mode where you can change through the 6 gears using the gear shift or the steering wheel mounted paddle shifts. This engine is also available with a conventional 6-speed manual gearbox.

A more powerful 1.8 i-VTEC petrol engine has the efficiency of a 1.6 litre engine at low revs, but the power of a larger engine at high revs. This engine is available with either a 6-speed manual gearbox or our new next generation 6-speed i-SHIFT automated manual transmission. This engine delivers smoother and quicker changes between gears, while improving fuel economy and lowering emissions. For an even more engaging drive, the 1.8 i-VTEC engine i-SHIFT has a new sports button, which when pressed makes the engine rev higher before shifting up to the next gear.

The Type S is also available with a 2.2 i-CTDi diesel engine with a 6-speed manual gearbox. The lightweight engine is made from aluminium and returns good fuel economy and low emissions of 136 g/km, whilst delivering a powerful and exhilarating drive.

As with all of our cars, safety is a priority. That's why we built our own crash test centre at Tochigi. It's here that our engineers developed the latest safety features for the Civic Type S. Our innovative Advanced Compatibility Engineering (ACE) body structure helps protect occupants from frontal crashes. Multiple airbags, Anti-lock Braking System (ABS), Electronic Brake-force Distribution (EBD) and Vehicle Stability Assist (VSA) all come as standard.



**1.4 i-VTEC Type S**

Petrol i-SHIFT or 6-speed manual

**1.8 i-VTEC Type S**

Petrol i-SHIFT or 6-speed manual

**2.2 i-CTDi Type S**

Diesel 6-speed manual

The Type S grade comes with the following features as standard:

- Dual front, side and curtain Supplemental Restraint System (SRS) airbags
- Front seatbelt pre-tensioners
- 16" alloy wheels (available on 1.4)
- 17" alloy wheels (available on 1.8 and 2.2)
- Active front head restraints
- Anti-lock Braking System (ABS)
- Electronic Brake-force Distribution (EBD)
- Emergency Brake Assist (EBA)
- Vehicle Stability Assist (VSA)
- Deflation Warning System (DWS)
- ECU engine immobiliser
- Front electric windows
- Electric adjustable and heated door mirrors
- Perimeter security alarm
- Illuminated and refrigerated glovebox
- Leather multi-function steering wheel
- Alcantara fabric upholstery
- Climate control air conditioning
- Drilled aluminium sports pedals
- Stereo CD tuner with RDS and MP3 compatibility
- Speed adjusting audio volume
- Auxiliary socket (MP3 connection)



Model and interior shown is 2.2 Type S



**1. ADJUSTABLE CENTRE CONSOLE**


This provides space for cups, bottles and CDs.



1



2



3

**2. AUDIO PANEL**

Allows flexible in-car music via radio/CD player and MP3 connection, which can be controlled by steering wheel mounted buttons.

**3. ALCANTARA SEAT FABRIC**

This sports fabric moulds to your seating position and holds you in place, providing a comfortable and premium feel.



**1.8 i-VTEC Type S GT**

Petrol i-SHIFT or 6-speed manual

**2.2 i-CTDi Type S GT**

Diesel 6-speed manual

In addition to the Type S grade specification, the Type S GT also comes with the following as standard:

- Cruise control
- Interior and perimeter alarm (CAT 1)
- Automatic headlights with dusk sensor
- Power folding door mirrors
- Panoramic glass roof
- Front fog lights
- Rain sensing windscreen wipers
- Dual Zone climate control
- USB port\*

**Optional features**

- Rear parking sensors
- Voice recognition DVD Satellite Navigation with integrated Bluetooth® Hands Free Telephone (HFT) System†
- 18" alloy wheels



Model and interior shown is 1.8 Type S GT with Satellite Navigation



**1. CRUISE CONTROL**

Type S GT comes with cruise control and the control buttons are mounted on the steering wheel to create a more relaxed driving experience.

**2. PANORAMIC GLASS ROOF**

The panoramic glass roof creates a light and airy cabin, and an increased sense of space.



1



2



3

**3. USB & AUXILIARY SOCKET**

Allows you to plug in an iPod®, MP3 player or similar device with a USB cable adaptor and control them with the Type S audio system.

**4. MULTI-JOG DIAL**

Allows you to control satellite navigation, audio and climate controls without having to take your concentration from the road.



4

iPod® is a registered trademark of Apple Computer, Inc. registered in the US and other countries.

\*Always use the recommended USB flash memory device. Some USB flash memory devices will not work in this audio unit.

† For a list of compatible phones, please refer to [www.hondahandsfree.com](http://www.hondahandsfree.com)





1



2



3



4



5



6

**1 & 5. TYPE S EMBLEM & STICKERS**

Add a Type S emblem to the front grille and stickers to the rear panels to emphasise your car's sporting identity.

**2. FUEL CAP**

This aluminium filler means even the fuel cap looks stylish.

**3. ILLUMINATED DOORSTEP GARNISH**

The illuminated doorstep garnish protects the sills of your Type S.

**4. HONDA COMPACT NAVIGATION SYSTEM**

The widescreen portable navigation system contains full European mapping and has wireless Bluetooth® technology for hands free telephone calls, and is shown here with carbon effect dashboard panels.

**6. IPOD® ADAPTOR\***

With this adaptor you can easily connect your iPod® to your car's audio system and enjoy your personal digital music collection while on the move.

\*Please check with your local Honda Dealer for iPod® compatibility. iPod® is a registered trademark of Apple Computer, Inc. registered in the US and other countries.





POLISHED METAL METALLIC



DEEP BRONZE PEARL



ALABASTER SILVER METALLIC

#### COLOURS

Six colours, six different impressions. Hot blooded red, or deep and mysterious black. Which one are you?



MILANO RED



CRYSTAL BLACK PEARL



DEEP SAPPHIRE BLUE PEARL







|   | 1.4 i-VTEC Type S Man / i-SHIFT | 1.8 i-VTEC Type S Man / i-SHIFT | 2.2 i-CTDi Type S Manual | 1.8 i-VTEC Type S GT Man / i-SHIFT | 2.2 i-CTDi Type S GT Manual |
|---|---------------------------------|---------------------------------|--------------------------|------------------------------------|-----------------------------|
| <b>Engine</b>                               |                                 |                                 |                          |                                    |                             |
| Type  | SOHC                            | SOHC                            | SOHC                     | SOHC                               | SOHC                        |
| Displacement                                | 1399                            | 1799                            | 2204                     | 1799                               | 2204                        |
| Maximum power (PS @ rpm)                    | 100 @ 6000                      | 140 @ 6300                      | 140 @ 4000               | 140 @ 6300                         | 140 @ 4000                  |
| Maximum torque (Nm @ rpm)                   | 127 @ 4800                      | 174 @ 4300                      | 340 @ 2000               | 174 @ 4300                         | 340 @ 2000                  |
| Fuel type                                   | Petrol                          | Petrol                          | Diesel                   | Petrol                             | Diesel                      |
| <b>Fuel Economy<sup>†</sup></b>             |                                 |                                 |                          |                                    |                             |
| Urban (mpg)                                 | 38.7 / 40.9                     | 32.1 / 33.6                     | 42.8                     | 32.1 / 33.6                        | 42.8                        |
| Urban (l/100km)                             | 7.3 / 6.9                       | 8.8 / 8.4                       | 6.6                      | 8.8 / 8.4                          | 6.6                         |
| Extra urban (mpg)                           | 56.5 / 55.4                     | 51.4 / 54.3                     | 65.7                     | 51.4 / 54.3                        | 65.7                        |
| Extra urban (l/100km)                       | 5.0 / 5.1                       | 5.5 / 5.2                       | 4.3                      | 5.5 / 5.2                          | 4.3                         |
| Combined (mpg)                              | 47.9 / 49.6                     | 42.2 / 44.1                     | 55.4                     | 42.2 / 44.1                        | 55.4                        |
| Combined (l/100km)                          | 5.9 / 5.7                       | 6.7 / 6.4                       | 5.1                      | 6.7 / 6.4                          | 5.1                         |
| CO <sub>2</sub> (g/km)                      | 135 / 132                       | 155 / 152                       | 136                      | 155 / 152                          | 136                         |
| <b>Transmission</b>                         |                                 |                                 |                          |                                    |                             |
| 6-speed manual                              | ● / -                           | ● / -                           | ●                        | ● / -                              | ●                           |
| 6-speed i-SHIFT                             | - / ●                           | - / ●                           | -                        | - / ●                              | -                           |
| <b>Performance</b>                          |                                 |                                 |                          |                                    |                             |
| Acceleration 0-62 mph (secs)                | 13.0 / 15.0                     | 8.9 / 10.9                      | 8.7                      | 8.9 / 10.9                         | 8.7                         |
| Maximum speed (mph)                         | 110 / 110                       | 127 / 127                       | 127                      | 127 / 127                          | 127                         |
| <b>Weights and Capacities</b>               |                                 |                                 |                          |                                    |                             |
| Boot capacity seats up (litres, VDA method) | 485                             | 485                             | 485                      | 485                                | 485                         |
| Fuel tank (litres)                          | 50                              | 50                              | 50                       | 50                                 | 50                          |
| Kerb weight (kg)                            | 1245 / 1249                     | 1317 / 1320                     | 1453                     | 1317 / 1320                        | 1453                        |
| Turning circle – kerb to kerb (m)           | 10.2                            | 11.1                            | 11.1                     | 11.1                               | 11.1                        |
| Maximum towing weight with brakes (kg)*     | 1200                            | 1400                            | 1500                     | 1400                               | 1500                        |
| Maximum roof load (kg)                      | 80                              | 80                              | 80                       | 55                                 | 55                          |
| <b>Dimensions</b>                           |                                 |                                 |                          |                                    |                             |
| Length (mm)                                 | 4270                            | 4270                            | 4270                     | 4270                               | 4270                        |
| Width including door mirrors (mm)           | 2046                            | 2046                            | 2046                     | 2046                               | 2046                        |
| Width excluding door mirrors (mm)           | 1785                            | 1785                            | 1785                     | 1785                               | 1785                        |
| Height excluding aerial (mm)                | 1460                            | 1460                            | 1460                     | 1460                               | 1460                        |
| Wheelbase (mm)                              | 2620                            | 2620                            | 2620                     | 2620                               | 2620                        |
| <b>Wheels and Tyres</b>                     |                                 |                                 |                          |                                    |                             |
| 16" alloy wheels                            | ●                               | -                               | -                        | -                                  | -                           |
| 17" alloy wheels                            | -                               | ●                               | ●                        | ●                                  | ●                           |
| 18" alloy wheels                            | -                               | ○                               | ○                        | ○                                  | ○                           |

|   | 1.4 i-VTEC Type S Man / i-SHIFT | 1.8 i-VTEC Type S Man / i-SHIFT | 2.2 i-CTDi Type S Manual | 1.8 i-VTEC Type S GT Man / i-SHIFT | 2.2 i-CTDi Type S GT Manual |
|---|---------------------------------|---------------------------------|--------------------------|------------------------------------|-----------------------------|
| Tyres   | 205/55 R16                      | 225/45 R17                      | 225/45 R17               | 225/45 R17                         | 225/45 R17                  |
| Wheels  | 16x6½J                          | 17x7J                           | 17x7J                    | 17x7J                              | 17x7J                       |
| Instant Mobility System (IMS) repair kit                                  | ●                               | ●                               | ●                        | ●                                  | ●                           |
| Space saver spare wheel   | ○                               | ○                               | ○                        | ○                                  | ○                           |
| <b>Instruments and Controls</b>   |                                 |                                 |                          |                                    |                             |
| Multi-Information driver computer   | ●                               | ●                               | ●                        | ●                                  | ●                           |
| Paddle shift gear selector  | - / ●                           | - / ●                           | -                        | - / ●                              | -                           |
| Shift indicator light   | ● / -                           | ● / -                           | ●                        | ● / -                              | ●                           |
| Adjustable dashboard illumination   | ●                               | ●                               | ●                        | ●                                  | ●                           |
| Cruise control  | -                               | -                               | -                        | ●                                  | ●                           |
| Digital odometer (A / B trip)   | ●                               | ●                               | ●                        | ●                                  | ●                           |
| Digital fuel consumption display  | ●                               | ●                               | ●                        | ●                                  | ●                           |
| Audible headlight on reminder   | ●                               | ●                               | ●                        | ●                                  | ●                           |
| Engine start button   | ●                               | ●                               | ●                        | ●                                  | ●                           |
| Internally adjustable headlight height                                    | ●                               | ●                               | ●                        | ●                                  | ●                           |
| Tachometer (rev counter)  | ●                               | ●                               | ●                        | ●                                  | ●                           |
| Front interior welcome light  | ●                               | ●                               | ●                        | ●                                  | ●                           |
| Fuel filler release cap   | ●                               | ●                               | ●                        | ●                                  | ●                           |
| External temperature gauge (built into odometer)                          | ●                               | ●                               | ●                        | ●                                  | ●                           |
| Digital clock (built into audio system)                                   | ●                               | ●                               | ●                        | ●                                  | ●                           |
| Front map lights  | ●                               | ●                               | ●                        | ●                                  | ●                           |
| Low fuel warning light  | ●                               | ●                               | ●                        | ●                                  | ●                           |
| <b>Safety</b>   |                                 |                                 |                          |                                    |                             |
| Dual front Supplemental Restraint System (SRS) airbags                    | ●                               | ●                               | ●                        | ●                                  | ●                           |
| Dual side Supplemental Restraint System (SRS) airbags                     | ●                               | ●                               | ●                        | ●                                  | ●                           |
| Dual curtain Supplemental Restraint System (SRS) airbags – front and rear | ●                               | ●                               | ●                        | ●                                  | ●                           |
| Anti-lock Braking System (ABS)  | ●                               | ●                               | ●                        | ●                                  | ●                           |
| Electronic Brake-force Distribution (EBD)                                 | ●                               | ●                               | ●                        | ●                                  | ●                           |
| Emergency Brake Assist (EBA)  | ●                               | ●                               | ●                        | ●                                  | ●                           |
| Hill Start Assist (HSA)   | - / ●                           | - / ●                           | -                        | - / ●                              | -                           |
| Active front head restraints  | ●                               | ●                               | ●                        | ●                                  | ●                           |
| Three rear head restraints  | ●                               | ●                               | ●                        | ●                                  | ●                           |
| Dual tone horn  | ●                               | ●                               | ●                        | ●                                  | ●                           |
| High level rear brake light   | ●                               | ●                               | ●                        | ●                                  | ●                           |
| Side impact protection beams  | ●                               | ●                               | ●                        | ●                                  | ●                           |



|  | 1.4 i-VTEC Type S<br>Man / i-SHIFT | 1.8 i-VTEC Type S<br>Man / i-SHIFT | 2.2 i-CTDi Type S<br>Manual | 1.8 i-VTEC Type S GT<br>Man / i-SHIFT | 2.2 i-CTDi Type S GT<br>Manual |
|--|------------------------------------|------------------------------------|-----------------------------|---------------------------------------|--------------------------------|
| Front seatbelt pre-tensioners                          | •                                  | •                                  | •                           | •                                     | •                              |
| Height adjustable front seatbelts                      | •                                  | •                                  | •                           | •                                     | •                              |
| 5 x 3-point seatbelts                                  | •                                  | •                                  | •                           | •                                     | •                              |
| ISOFix child seat restraint mechanism                  | •                                  | •                                  | •                           | •                                     | •                              |
| Front ventilated disc brakes                           | •                                  | •                                  | •                           | •                                     | •                              |
| Rear disc brakes                                       | •                                  | •                                  | •                           | •                                     | •                              |
| Rear parking sensors                                   | ◦                                  | ◦                                  | ◦                           | ◦                                     | ◦                              |
| Vehicle Stability Assist (VSA)                         | •                                  | •                                  | •                           | •                                     | •                              |
| Deflation Warning System (DWS)                         | •                                  | •                                  | •                           | •                                     | •                              |
| Drive By Wire throttle (DBW)                           | •                                  | •                                  | -                           | •                                     | -                              |
| <b>Security</b>  |                                    |                                    |                             |                                       |                                |
| Parcel shelf   | •                                  | •                                  | •                           | •                                     | •                              |
| Rolling code ECU engine immobiliser                    | •                                  | •                                  | •                           | •                                     | •                              |
| Honda Superlocks (deadlocks)                           | •                                  | •                                  | •                           | •                                     | •                              |
| Externally visible Vehicle Identification Number (VIN) | •                                  | •                                  | •                           | •                                     | •                              |
| Remote keyless entry                                   | •                                  | •                                  | •                           | •                                     | •                              |
| Central locking  | •                                  | •                                  | •                           | •                                     | •                              |
| High security integrated audio                         | •                                  | •                                  | •                           | •                                     | •                              |
| Glovebox   | •                                  | •                                  | •                           | •                                     | •                              |
| Locking wheelnuts                                      | •                                  | •                                  | •                           | •                                     | •                              |
| Perimeter security alarm                               | •                                  | •                                  | •                           | -                                     | -                              |
| Interior and perimeter alarm (CAT 1)                   | -                                  | -                                  | -                           | •                                     | •                              |
| <b>Exterior</b>  |                                    |                                    |                             |                                       |                                |
| Automatic headlights with dusk sensor                  | -                                  | -                                  | -                           | •                                     | •                              |
| Front lower bumper garnish (black)                     | •                                  | •                                  | •                           | •                                     | •                              |
| Side sill garnish (black)                              | •                                  | -                                  | -                           | -                                     | -                              |
| Side sill garnish body coloured                        | -                                  | •                                  | •                           | •                                     | •                              |
| Front and rear lower bumper                            | •                                  | -                                  | -                           | -                                     | -                              |
| Body coloured front and rear lower bumper              | -                                  | •                                  | •                           | •                                     | •                              |
| Body coloured door mirrors                             | •                                  | •                                  | •                           | •                                     | •                              |
| Power folding door mirrors                             | -                                  | -                                  | -                           | •                                     | •                              |
| Power adjustable and heated door mirrors               | •                                  | •                                  | •                           | •                                     | •                              |
| Silver door handles                                    | •                                  | •                                  | •                           | •                                     | •                              |
| Panoramic glass roof                                   | -                                  | -                                  | -                           | •                                     | •                              |
| Rear boot spoiler                                      | •                                  | •                                  | •                           | •                                     | •                              |

|  | 1.4 i-VTEC Type S<br>Man / i-SHIFT | 1.8 i-VTEC Type S<br>Man / i-SHIFT | 2.2 i-CTDi Type S<br>Manual | 1.8 i-VTEC Type S GT<br>Man / i-SHIFT | 2.2 i-CTDi Type S GT<br>Manual |
|--|------------------------------------|------------------------------------|-----------------------------|---------------------------------------|--------------------------------|
| Front fog lights   | ◦                                  | ◦                                  | ◦                           | •                                     | •                              |
| Single chrome exhaust                                    | •                                  | -                                  | -                           | -                                     | -                              |
| Twin chrome exhaust                                      | -                                  | •                                  | •                           | •                                     | •                              |
| Mirror integrated indicators                             | •                                  | •                                  | •                           | •                                     | •                              |
| <b>Comfort and Convenience</b>                           |                                    |                                    |                             |                                       |                                |
| Tilt and telescopic steering wheel adjustment            | •                                  | •                                  | •                           | •                                     | •                              |
| Leather multi-function steering wheel                    | •                                  | •                                  | •                           | •                                     | •                              |
| Organ accelerator pedal                                  | •                                  | •                                  | •                           | •                                     | •                              |
| Rain sensing windscreen wipers                           | -                                  | -                                  | -                           | •                                     | •                              |
| Ashtray – front  | •                                  | •                                  | •                           | •                                     | •                              |
| Electric power assisted steering                         | •                                  | •                                  | •                           | •                                     | •                              |
| Boot light   | •                                  | •                                  | •                           | •                                     | •                              |
| Illuminated and refrigerated glovebox                    | •                                  | •                                  | •                           | •                                     | •                              |
| Dual Zone climate control (left:right independent)       | -                                  | -                                  | -                           | •                                     | •                              |
| Climate control air conditioning                         | •                                  | •                                  | •                           | -                                     | -                              |
| Pollen filter  | •                                  | •                                  | •                           | •                                     | •                              |
| Driver vanity mirror illuminated with lid in sunshade    | •                                  | •                                  | •                           | •                                     | •                              |
| Passenger vanity mirror illuminated with lid in sunshade | •                                  | •                                  | •                           | •                                     | •                              |
| Passenger seatback pocket                                | •                                  | •                                  | •                           | •                                     | •                              |
| Aluminium foot rest                                      | •                                  | •                                  | •                           | •                                     | •                              |
| Type S door sill garnish                                 | •                                  | •                                  | •                           | •                                     | •                              |
| Drilled aluminium sports pedals                          | •                                  | •                                  | •                           | •                                     | •                              |
| Front and rear door bottle holder                        | •                                  | •                                  | •                           | •                                     | •                              |
| Centre pocket with lid                                   | •                                  | •                                  | •                           | •                                     | •                              |
| Adaptable boot storage with lid                          | •                                  | •                                  | •                           | •                                     | •                              |
| Front and rear ACC socket                                | •                                  | •                                  | •                           | •                                     | •                              |
| Front cupholders   | •                                  | •                                  | •                           | •                                     | •                              |
| Front electric windows                                   | •                                  | •                                  | •                           | •                                     | •                              |
| <b>Seating</b>   |                                    |                                    |                             |                                       |                                |
| Driver's seat height adjustment                          | •                                  | •                                  | •                           | •                                     | •                              |
| Centre console armrest                                   | •                                  | •                                  | •                           | •                                     | •                              |
| Rear centre headrest and 3-point seatbelt                | •                                  | •                                  | •                           | •                                     | •                              |
| 60:40 split folding second row seats                     | •                                  | •                                  | •                           | •                                     | •                              |
| Alcantara fabric upholstery                              | •                                  | •                                  | •                           | •                                     | •                              |



|  | 1.4 i-VTEC Type S Man / i-SHIFT | 1.8 i-VTEC Type S Man / i-SHIFT | 2.2 i-CTDi Type S Manual | 1.8 i-VTEC Type S GT Man / i-SHIFT | 2.2 i-CTDi Type S GT Manual |
|--|---------------------------------|---------------------------------|--------------------------|------------------------------------|-----------------------------|
| <b>In Car Entertainment (ICE)</b>  |                                 |                                 |                          |                                    |                             |
| Stereo CD tuner with RDS and MP3 compatibility   | •                               | •                               | •                        | •                                  | •                           |
| Rear speakers  | •                               | •                               | •                        | •                                  | •                           |
| Front speakers   | •                               | •                               | •                        | •                                  | •                           |
| Tweeters   | -                               | •                               | •                        | •                                  | •                           |
| Speed adjusting audio volume   | •                               | •                               | •                        | •                                  | •                           |
| Auxiliary socket (MP3 connection)  | •                               | •                               | •                        | •                                  | •                           |
| USB port**   | -                               | -                               | -                        | •                                  | •                           |
| Voice recognition DVD Satellite Navigation with integrated Bluetooth® Hands Free Telephone (HFT) system <sup>Δ</sup> | -                               | -                               | -                        | ○                                  | ○                           |

• standard ○ optional - not available

<sup>†</sup>**Fuel consumption** This test is designed to give an indication of on road fuel consumption. For a detailed explanation, please refer to the glossary on page 33-34.

\* **Maximum towing weights** are based on the ability of the car, with two occupants of 75kg each, to restart on a 12% gradient at sea level. At altitudes in excess of 1500 metres, engine output may drop with a reduction in towing capability. Extra weight, such as additional passengers or luggage, should also be deducted from the maximum towing weight.

\*\*Always use the recommended USB flash memory device. Some USB flash memory devices will not work in this audio unit.

<sup>Δ</sup>For a list of compatible phones, please refer to [www.hondahandsfree.com](http://www.hondahandsfree.com)

These specification details do not apply to any particular product which is supplied or offered for sale. The manufacturers reserve the right to vary their specifications, including colours, with or without notice and at such times in such manner as they think fit. Major as well as minor changes may be involved. Every effort, however, is made to ensure the accuracy of the particulars contained in this brochure. This publication shall not constitute in any circumstances whatsoever an offer by the Company to any person. All sales are made by the Distributor or Dealer concerned subject to and with the benefit of the standard Conditions of Sale and Warranty given by the Distributor or Dealer, copies of which may be obtained from them on request. This publicity material applies to the UK only Trade Descriptions Act (1968). Whilst efforts are made to ensure specification accuracy, brochures are prepared and printed several months in advance of distribution and consequently cannot always immediately reflect either changes in specification or in some isolated cases the provision of a particular feature. Customers are always advised to discuss specification details with the supplying Dealer, especially if your model selection is dependent upon one of the features advertised.



4270mm



1785mm  
(2046mm including door mirrors)



1460mm

## HONDA FINANCE

### SIMPLE, FLEXIBLE AND CONVENIENT

**“Who better to finance your Honda than the people who built it!”**

It’s our aim at Honda Finance to help you buy your new Honda in the simplest way possible. That’s why we offer a flexible and convenient range of finance options.

When you finance your new car through Honda Finance, you’ll not only benefit from a financial solution that’s built around you, but also the added protection that comes with funding a vehicle directly with the people who made it.

### HONDA HIRE PURCHASE

Honda Hire Purchase is the traditional way to purchase your new Honda.

You can decide on a deposit, repayment term and a monthly payment to suit your budget and then once you reach the end of your agreement, you then own your Honda. Your payments are fixed each month, so you’ll always know how much your Honda will cost, making it easier to budget.

### HONDA ASPIRATIONS

Honda Aspirations is one of the most affordable ways to finance your new Honda. It gives you the opportunity to make monthly payments over a shorter term, typically two or three years, as we guarantee the future value of your car and offset this amount to the end of the agreement. You then have three flexible options at the end – part exchange it, keep it or hand it back.

It’s a straightforward financial package, designed to make paying for your Honda as simple as possible.

### HONDA CONTRACT HIRE

Our Honda Contract Hire financing service allows your local Dealer to give tailored monthly rentals to suit your personal, fleet or business requirements.

Honda Contract Hire gives you:

- Monthly Rentals tailored to suit you. All we need is your annual mileage and how long you would like to keep the car.
- Maintenance can be added to the rental, offering you hassle-free servicing and fixed budgeting.
- No residual value concerns or disposal worries – you just hand the car back.

### HONDA GAP INSURANCE

**“You have the best intentions for your Honda, others may not.”**

If your Honda is written off or stolen, you’ll get its current value in the open market from your insurance company. With protection for up to three years, Honda GAP Insurance will cover you for the difference between what you originally paid for the car and its current value.

### HONDA FINANCE PAYMENT PROTECTOR

**Help for when you really need it – Your finance payments, AND YOU, protected.**

All our Payment Protection Plans basically do the same thing: if you’re unable to keep up the monthly payments on your Honda Finance agreement because of an accident, illness or redundancy, we’ll pay them for you.

Please speak to you local Honda Dealer about any of the above services.

Terms and Conditions Apply.

Credit provided by Honda Finance Europe PLC  
Axis 2, Axis Park, Hurricane Way, Langley, SL3 8AG

Insurers:

London General Life Company Limited

Integra House, Floor 2, Vicarage Road, Egham, Surrey, TW20 9JZ



### fixed price repairs

Wouldn't it be great if you could put your car in for repair without any hidden charges, added extras or surprise costs, with nobody taking one look and making the price up on the spot? With Fixed Price Repairs, that's exactly what you get; one price that includes the cost of the parts, labour and VAT at participating dealerships.

### fixed price servicing

Imagine being able to escape the hidden costs, added extras and little surprises that come with getting your car serviced? Well now you can. Fixed Price Servicing is a pre-paid package that allows you, on selected new cars, to pay just one sum upfront for all your servicing.

### budget plan servicing

Why should your servicing and maintenance costs break the bank? At Honda we think you should be able to spread your payments over a term that suits you. So that's exactly how we do it. It's a service that includes regular safety checks and the cost of selected maintenance items. Allowing you to pay small monthly payments in return for a huge amount of peace of mind.

### car insurance

Why shouldn't your insurance fit around your lifestyle? Our complimentary 7-day insurance starts the second you leave the dealership so you can enjoy your Honda straight away. And after 7-days you can choose our Honda Happiness Annual Cover. It's an insurance package that is specifically designed for Honda owners to give you all the cover you need at a competitive rate.

### MOT and tyre insurance

At Honda, we don't want you to worry about what the future holds. That's why our MOT and Tyre Insurance covers you for most eventualities. So you can plan ahead without thinking about the cost of tyre repair or replacement and whatever the result of your MOT test – you don't have to worry about a thing.

### roadside assistance

Don't you think you deserve a pat on the back for being a loyal customer? Here it is. Qualifying customers who have their Honda serviced at one of our participating dealerships will now receive complimentary roadside assistance. It means that if you break down at the roadside we can get help to you, get a message to your family and get you to where you want to go. It's a small thank you from us that will keep you and your car on the road with as little difficulty as possible.

### extended guarantee

Why shouldn't the happiness last a little longer? Well now it can. Our Honda Happiness Extended Guarantee is a great value way to extend many of the features and benefits of our standard 3 year/90,000 mile Warranty\*.

It is available on vehicles coming to the end of their manufacturer's warranty, whether new or used and provides added protection against the unforeseen failure of most mechanical and electrical items (parts and labour)\*. We'll also give you breakdown and recovery in the UK and Europe, and even arrange transport for you, your passengers and your vehicle, to any mainland UK destination. It can also be extended for up to three years, keeping you secure, protected and happy.

### accident management service

What do you do when the worst happens? Well, we think you should call on us. That's why we offer a complimentary Accident Management Service. It means that if your vehicle is involved in an accident at any time, 24 hours a day, 7 days a week and 365 days a year, we can handle the complete accident management process for you. We'll also follow up the estimating procedure and deal with your insurance company on your behalf.

In the event of an accident, it's actually you that decides who should repair your car. Our Honda Approved Body Repair Centres understand Honda repair techniques and use only genuine Honda parts, panels and approved paint. That way your mechanical, paint and anti-corrosion warranty will not be affected and your Honda will stay a Honda.

**honda  
happiness**



**ACTIVE FRONT HEAD RESTRAINTS**

The Civic's front seats incorporate innovative active front head restraints that help minimise the potential for neck injury from rear-end collisions. In this type of collision, the occupant's body will be pushed against the seatback. The pressure to the seatback is then transmitted mechanically from the lumbar plate via links that push the head restraint upward and forward to reduce the gap between the occupant's head and seat head restraint. This lessens impact forces on the head, neck and spine, helping reduce whiplash injuries.

**ADVANCED COMPATIBILITY ENGINEERING (ACE)**

The Civic has been designed with an innovative frame structure engineered to reduce the concentrated frontal force on occupants in front end impacts. The Advanced Compatibility Engineering (ACE) design disperses and absorbs crash energy over a larger area, enhancing the preservation of the cabin space and improving safety for all occupants. Additionally, ACE also helps to reduce misalignment with vehicles of different sizes; the design of the Civic's structure reduces impact forces acting upon other vehicles.

**AERODYNAMICS**

Aerodynamics refers to the ability of a car to overcome the resistance or 'drag' generated by its body as it moves through the atmosphere. The lower the Coefficient of Drag (Cd) the more aerodynamic the shape. An aerodynamic shape is more fuel efficient, quieter and keeps the car firmly on the road. The Cd value multiplied by the cross section area of the car is the wind drag of the car.

**ANTI-LOCK BRAKING SYSTEM (ABS)**

ABS prevents the wheels from locking when the brakes are applied in an emergency, reducing the possibility of a skid on wet, icy or loose surfaces, and enabling the driver to retain steering control.

**BLUETOOTH®**

The Bluetooth® Hands Free Telephone (HFT) system enables the driver to make and receive calls without taking their hands off the wheel. By using a Bluetooth® compatible telephone, automatic connection may be made on start up. Telephone contacts can be easily transferred onto the system and made accessible via the Satellite Navigation screen or through voice activated commands. With this system, even redialling and transferring calls are simple and safe.

**CO<sub>2</sub>**

Carbon dioxide is one of the exhaust gases believed to be one of the causes of the Green House Effect. Therefore, the lower the CO<sub>2</sub> emissions, the better it is for the environment.

**COMMON RAIL**

Common rail diesel engines have a reservoir of highly pressurised fuel close to the cylinder heads. As well as allowing extremely precise amounts of fuel to be injected into the combustion chamber very quickly, the pressure means the fuel forms a fine mist, which burns more efficiently. This makes the engine more economical, and reduces noise, smoke and emissions levels.

**i-CTDi**

The Honda i-CTDi engine – the 'i' stands for 'intelligent' – is a direct injection engine that uses both the latest common rail and variable turbocharger technology. As a result, it's significantly quieter, smoother, more powerful and returns greater fuel economy than conventional diesels.

**DRIVE-BY-WIRE OR ELECTRONIC THROTTLE CONTROL SYSTEM (DBW)**

The mechanical link from the accelerator pedal to the engine is replaced with sensors that detect the throttle position and feed instructions directly to the engine management system. This provides instant, directly proportional yet smooth responses to throttle inputs.

**DEFLATION WARNING SYSTEM (DWS)**

The Deflation Warning System works in combination with the same sensors used in Vehicle Stability Assist. It is designed to detect if you need to check your tyre pressure; this displays a warning through the Multi Information Display on the dashboard.

**ELECTRIC POWER STEERING (EPS)**

An electric motor assists the steering instead of hydraulics. It runs off the battery, not the engine, so helps to reduce emissions and improves fuel economy.

**ELECTRONIC BRAKE-FORCE DISTRIBUTION (EBD)**

This works in tandem with ABS, analysing weight distribution around the car and automatically adjusting the braking force applied to front and rear wheels to help maintain directional stability.

**EMERGENCY BRAKE ASSIST (EBA)**

If you have to make an emergency stop, the system detects the quick pedal action and automatically boosts braking power to reduce the stopping distance.

**ERGONOMICS**

Ergonomics is the applied science of designing a working environment, in this case the car's cabin, in order to maximise the occupants' comfort and safety. In simple terms, that means locating major controls and instruments in a way that makes them easy and comfortable to use and to see. This is extended to seating which minimises driver fatigue and discomfort.

**FUEL CONSUMPTION**

The figures for the fuel consumption and CO<sub>2</sub> emissions are to give you an indication of the car's performance. Following legislation by the VCA (Vehicle Certification Agency), all car manufacturers generate these statistics through the same industry standard test. This allows comparison across all manufacturers and models. The tests use a standard version of the model and do not take into account optional levels of equipment, such as different sized wheels, tyres and other factors that can affect the economy of the model. The test is on a rolling road and there is no additional weight in the car other than the driver (no passengers or cargo) and it does not account for individual driving style, which can mean a difference to the figures achievable in the real world.

**HILL START ASSIST (HSA)**

This system helps to prevent roll back whilst changing from brake to accelerator pedal on hills, holding the car steady for up to a second.

**ISOFIX CHILD SEAT RESTRAINTS**

The aim of ISOFix is to avoid incorrect fitting of universal child seats when installed in cars, thus reducing the risk of injury in the event of a collision. The Civic has two ISOFix anchorage points on the two outer rear seats.

**i-SHIFT**

Intelligent Shift is Honda's automated control of the car's clutch. Different to an automatic in that i-SHIFT does not have a torque converter, it has the same clutch as the 1.4 manual, but the gear changes are made automatically when in auto mode or manually using steering wheel mounted paddle shifts or the sequential shift lever.

**TORQUE**

Torque is a twisting or rotational force. For example, when you use a spanner to tighten a bolt, you are actually applying torque to turn the bolt. The further out you hold the spanner, the more torque you apply. Low rev torque is the ability of an engine to develop strong response (rotational force), and hence, acceleration from lower revs and speeds. As speed rises, torque becomes less important than power for maintaining high speeds.

**VEHICLE STABILITY ASSIST (VSA)**

VSA helps keep the Civic on course in adverse driving conditions by detecting and correcting potential understeer or oversteer. The system continually monitors vehicle speed, throttle position, individual wheel speeds, steering angle, lateral G-force and yaw rate to detect when oversteer or understeer is imminent. When necessary, VSA automatically reduces the engine's torque and uses the ABS system to apply brakes to each wheel, as needed, to help

stabilise the vehicle. The response is so quick that the instability may be corrected before the driver even knows it's occurring.

**VTC (VARIABLE TIMING CONTROL)**

VTC changes the timing angle of the intake side camshaft relative to the crankshaft as engine speed and load change. This way the cylinder filling with air/fuel mixture is optimised for improved torque and performance, with 90% of torque available at just 3,000 rpm.



**i-VTEC**

The combination of VTEC and VTC for improved engine performance, fuel economy and emissions.

**VTEC (VARIABLE VALVE TIMING AND LIFT ELECTRONIC CONTROL)**

VTEC varies the amount of valve lift and the duration of valve opening during the intake stroke of each engine cylinder. The effect is optimised combustion over changing engine speeds, with the result of reduced fuel consumption and emissions as well as increased engine performance.





We've always done things differently. Not just because we can, but because it can lead us into areas of development and discovery that we didn't know existed. Because it can help make people, machines and the world a better place. This though, is only part of the story, as it's how we apply this alternative thinking that matters the most. As our founder, Soichiro Honda once said:

"We only have one future, and it will be made of our dreams, if we have the courage to challenge convention."

#### THE POWER TO BE DIFFERENT

We believe that engines are good. The challenge is making them better for all of us. This is why we created a jet with engines above the wing instead of below, to increase fuel efficiency and lower emissions. We also vowed never to manufacture 2-stroke outboard engines and only make lighter, cleaner 4-strokes.

#### ADVANCED TECHNOLOGY

Every piece of technology we create is for a reason. Even the cameras, laser sensors and microprocessors in ASIMO, our advanced humanoid robot, are influencing the design of our cars to be safer and more intelligent than ever before.

#### A BRIGHTER FUTURE

At Honda we have always strived to develop products that benefit all, and that includes our planet. We believe our development of emission free cars and reusable energy sources is a challenge we need to undertake to help protect the planet for everyone. And as Soichiro said, "If it is difficult, it is worth doing."



**HONDA**  
The Power of Dreams



Honda (UK) - Cars 470 London Road, Slough, Berkshire, SL3 8QY. Honda Contact Centre - Telephone: 0845 200 8000 [www.honda.co.uk](http://www.honda.co.uk)  
A division of Honda Motor Europe Ltd. No. 857969 Registered in England and Wales Part No: BEZ-496 Issue Date: 03/09



Please don't bin me. Pass me on to a friend or recycle me. The pulp in the manufacture of this paper is from renewable timber produced on a fully sustainable basis. The paper used in this brochure is manufactured using ECF (Elemental Chlorine Free) pulp.