

HONDA
The Power of Dreams

CR-Z





The New CR-Z

Forward thinking

| | |
|---------------------|----|
| PERFORMANCE | 03 |
| INTERIOR DESIGN | 05 |
| INTERIOR COMFORT | 07 |
| EXTERIOR DESIGN | 09 |
| MODEL LINE-UP | 11 |
| OPTIONS | 13 |
| COLOURS | 15 |
| SPECIFICATION | 17 |
| THE POWER OF DREAMS | 19 |

When asked why he made cars, Soichiro Honda always replied: "I do it because it's fun."

The new CR-Z takes this philosophy and uses it to create a stylish coupé with sporty handling. And it just so happens to be a hybrid.

Low on emissions High on exhilaration

For the first time a fuel-efficient, low emission hybrid system is combined with a precise, driver focused 6-speed manual gearbox.

An innovative 1.5-litre 4-cylinder engine combined with the revolutionary IMA system gives an overall output of 124PS and 174Nm of torque which you would expect from a larger 1.8 litre engine. The added benefit of an electric motor means whenever you put your foot down, there is 78Nm of torque instantly available for excellent acceleration, CO₂ emissions are just 117g/km.

The CR-Z proves that a car can be environmentally responsible and fun to drive.





Different modes for different moods

The CR-Z has three driving modes, giving you the choice to switch between Sport - for maximum enjoyment, Econ - for optimal economy, and Normal - for a perfect balance between the two.

Sport

When you want to experience a sportier drive the sport setting changes the central dial to red, enhances throttle response, firms up the steering and gives you full power on tap.



Normal

This is the default setting, where the central dial glows blue and gives you the perfect balance between sportiness and economy.



Econ

When you're in a situation where there's no need for extra power, like sitting in traffic, Econ mode is perfect. When you push the Econ button, the engine is tuned for optimal economy, the climate control adjusts and the assistance from the IMA hybrid system gives priority to fuel efficiency. To show you're in Econ mode, the central dial will light up in green.



The image shows a left hand drive car that measures distance and speed in kilometres. In the UK, the CR-Z comes in right hand drive and measures in miles. Model shown is CR-Z GT 1.5 i-VTEC IMA (with optional Navigation)* For information on which grades these and other features appear, please see specification pages 17-18



Style and comfort Designed with you in mind



The blend of a modern, driver-focused cockpit with high quality finishes throughout, create a dynamic interior ambience with a premium sports feel.

The low seating position of the front seats is designed to enhance the driving experience, whilst providing comfort and support.

The rear seats can be lowered with a simple one-touch motion, meaning that the 2+2 layout can adapt to increase luggage capacity.

Be seen Stand out

The CR-Z's wide and low stance gives it a confident and dynamic appearance. The flowing lines and striking looks are completed by the daytime running lights with eight LED's under each sweeping headlight.






Model line-up

With a variety of features to choose from, just read down the list and pick a grade to suit you. If you think you would like something more, just flick over to our Options page and choose the pack that's good for you.

| | S | SPORT | GT |
|--|---|-------|----|
| 16" alloy wheels | • | • | • |
| Anti-lock Braking System (ABS) | • | • | • |
| Vehicle Stability Assist (VSA) | • | • | • |
| 1 3 Mode drive system (Sport / Normal / Econ) | • | • | • |
| HID headlights with auto levelling and headlamp washers | - | - | • |
| 2 Daytime running lights | • | • | • |
| Power folding door mirrors | - | • | • |
| Front foglights | - | - | • |
| Rain sensing windscreen wipers | - | - | • |
| Panoramic glass roof | - | - | • |
| Rear parking sensors | - | • | • |
| Adjustable dashboard illumination | • | • | • |
| Cruise control | - | • | • |
| 3 Climate control air conditioning | • | • | • |
| Ambient lighting | - | • | • |
| Leather multi function steering wheel | - | • | • |
| 4 Alloy and leather gear knob | - | • | • |
| Alloy pedals | - | • | • |
| Fabric upholstery | • | • | - |
| Leather front heated seats | - | - | • |
| 5 Stereo CD tuner with RDS and MP3 compatibility | • | • | • |
| Integrated Bluetooth® Hands Free Telephone (HFT) system** | - | - | • |
| Front and rear speakers | • | • | • |
| Tweeters and subwoofer | - | • | • |
| AUX socket | • | • | • |
| USB port* | - | • | • |
| Privacy glass | - | • | • |
| Tonneau cover | • | • | • |
| OPTIONAL NAVIGATION | | | |
| 6 Voice recognition DVD Satellite Navigation with Traffic Message Channel (TMC) | - | - | ◦ |

• standard ◦ optional - not available



- 1.** 3 Mode drive system (Sport / Normal / Econ)
- 2.** Daytime running lights
- 3.** Climate control air conditioning
- 4.** Alloy and leather gear knob
- 5.** Stereo CD tuner with RDS and MP3 compatibility
- 6.** Optional Satellite Navigation system

* Always use the recommended USB flash memory device. For more information please contact your local Honda Dealer.
 ** Please refer to www.hondahandsfree.com for a list of compatible phones.
 For full specifications, please see pages 17-18.

Make it yours

Individualise your CR-Z by choosing from the following option packs.



1

1. COMFORT

The Comfort pack includes the following features:

- Elegance floor carpets
- Cargo mat
- Stainless steel door step garnishes
- Centre armrest with storage



2

2. GLOW

The Glow pack includes the following features:

- Elegance floor carpets
- Cargo mat
- Illuminated door step garnishes
- Illuminated speaker rings
- Illuminated door pockets

3

3. DYNAMIC

The Dynamic pack includes the following features:

- Body coloured tailgate spoiler
- Carbon effect rear skirt
- Carbon effect front skirt

4

4. DYNAMIC+

The Dynamic+ pack includes the following features:

- Carbon effect front skirt
- Carbon effect rear skirt
- Carbon effect side skirt
- Metallic finish front grille
- Metallic finish door mirror covers
- Body coloured tailgate spoiler



5

5. ELECTRA ALLOY WHEELS

Available as an addition to any option pack, these distinctive 17" Electra alloy wheels set your CR-Z apart.

Colours

Storm Silver Metallic

Horizon Turquoise Pearl

Milano Red

Crystal Black Pearl

Premium White Pearl



| | S | SPORT | GT |
|--|-------------------|-------------------|-------------------|
| ENGINES | | | |
| Displacement cc | 1497 | 1497 | 1497 |
| Type | SOHC | SOHC | SOHC |
| Fuel type | Petrol / Electric | Petrol / Electric | Petrol / Electric |
| Maximum power (PS @ rpm) | 114@6100 | 114@6100 | 114@6100 |
| Maximum power (bhp @ rpm) | 112@6100 | 112@6100 | 112@6100 |
| Maximum torque (Nm @ rpm) | 174@1500 | 174@1500 | 174@1500 |
| Maximum torque (lb-ft @ rpm) | 128@1500 | 128@1500 | 128@1500 |
| FUEL ECONOMY† | | | |
| Urban (l/100km) | 6.1 | 6.1 | 6.1 |
| Urban (mpg) | 46.3 | 46.3 | 46.3 |
| Extra urban (l/100km) | 4.4 | 4.4 | 4.4 |
| Extra urban (mpg) | 64.2 | 64.2 | 64.2 |
| Combined (l/100km) | 5.0 | 5.0 | 5.0 |
| Combined (mpg) | 56.5 | 56.5 | 56.5 |
| CO ₂ (g/km) | 117 | 117 | 117 |
| TRANSMISSION | | | |
| 6-speed manual | • | • | • |
| PERFORMANCE | | | |
| Maximum speed (mph) | 124 | 124 | 124 |
| Acceleration 0-62 mph (sec) | 9.9 | 10 | 10.1 |
| WEIGHTS AND CAPACITIES | | | |
| Kerb weight (kg) | 1198 | 1198 | 1198 |
| Maximum load weight (kg) | 1520 | 1520 | 1520 |
| Maximum towing weight (braked) (kg) | 0 | 0 | 0 |
| Maximum roof load (kg) | 50 | 50 | 50 |
| Turning circle - kerb to kerb (m) | 10 | 10 | 10 |
| Fuel tank (litres) | 40 | 40 | 40 |
| Boot capacity to window with rear seats up (litres VDA method) | 225 | 215 | 215 |
| Boot capacity to window with rear seats down (litres VDA method) | 401 | 389 | 389 |
| WHEELS AND TYRES | | | |
| 16" alloy wheels | • | • | • |
| Tyres | 195/55R16 | 195/55R16 | 195/55R16 |
| Wheel size | 16 x 6J | 16 x 6J | 16 x 6J |
| Instant Mobility System (IMS) repair kit | • | • | • |
| Space saver spare wheel | ◦ | ◦ | ◦ |

| | S | SPORT | GT |
|--|---|-------|----|
| INSTRUMENTS AND CONTROLS | | | |
| Multi-function driver computer | • | • | • |
| Adjustable dashboard illumination | • | • | • |
| Cruise control | – | • | • |
| Digital clock (built into audio system) | • | • | • |
| Digital odometer (A / B trip) | • | • | • |
| 3 Mode drive system (Sport / Normal / Econ) | • | • | • |
| Fuel consumption display | • | • | • |
| Audible headlight on reminder | • | • | • |
| Internally adjustable headlight height | • | • | • |
| Interior welcome light | • | • | • |
| Low fuel warning light | • | • | • |
| Tachometer (rev counter) | • | • | • |
| External temperature gauge (built into odometer) | • | • | • |
| Shift Indicator Light (SIL) | • | • | • |
| Front map light | • | • | • |
| SAFETY | | | |
| Dual front, side and curtain SRS airbags | • | • | • |
| Anti-lock Braking System (ABS) | • | • | • |
| Electronic Brakeforce Distribution (EBD) | • | • | • |
| Emergency Brake Assist (EBA) | • | • | • |
| Vehicle Stability Assist (VSA) | • | • | • |
| High level rear brake light | • | • | • |
| Side impact protection beams | • | • | • |
| Front seat belt pre-tensioners | • | • | • |
| Rear parking sensors | – | • | • |
| Height adjustable front seat belts | • | • | • |
| 4 x 3 point seat belts | • | • | • |
| ISOFix childseat restraint mechanism | • | • | • |
| Passenger airbag cut off switch | • | • | • |
| Active front head restraints | • | • | • |
| Front ventilated and rear disc brakes | • | • | • |
| SECURITY | | | |
| Tonneau cover | • | • | • |
| Privacy glass | – | • | • |
| Rolling code ECU engine immobiliser | • | • | • |
| Honda Superlocks (deadlocks) | • | • | • |
| Externally visible Vehicle Identification Number (VIN) | • | • | • |

| | S | SPORT | GT |
|--|------|-------|------|
| Remote keyless entry | • | • | • |
| Central locking | • | • | • |
| High security integrated audio | • | • | • |
| Glovebox | • | • | • |
| Locking wheelnuts | • | • | • |
| Perimeter security alarm | • | • | • |
| EXTERIOR | | | |
| Body coloured door mirrors | • | • | • |
| Daytime running lights | • | • | • |
| HID headlights with auto levelling and headlamp washers | – | – | • |
| Power folding door mirrors | – | • | • |
| Electric adjustable and heated door mirrors | • | • | • |
| Mirror integrated indicators | • | • | • |
| Body coloured door handles | • | • | • |
| Length (mm) | 4080 | 4080 | 4080 |
| Width including door mirrors (mm) | 2013 | 2013 | 2013 |
| Width excluding door mirrors (mm) | 1740 | 1740 | 1740 |
| Height excluding aerial (mm) | 1395 | 1395 | 1395 |
| Wheelbase (mm) | 2425 | 2425 | 2425 |
| Front foglights | – | – | • |
| COMFORT AND CONVENIENCE | | | |
| Climate control air conditioning | • | • | • |
| Panoramic glass roof | – | – | • |
| Ambient lighting | – | • | • |
| Front electric windows with auto up down on drivers side | • | • | • |
| Electric power assisted steering | • | • | • |
| Heated front seats | – | – | • |
| Tilt and telescopic steering wheel adjustment | • | • | • |
| Leather multi function steering wheel | – | • | • |
| Alloy and leather gear knob | – | • | • |
| Rain sensing windscreen wipers | – | – | • |
| Auto lights with dusk sensor | – | – | • |
| Boot light | • | • | • |
| Footrest | • | • | • |
| Alloy pedals | – | • | • |
| Illuminated glovebox | – | • | • |
| Pollen filter | • | • | • |
| Driver and passenger vanity mirror with lid in sunshade | • | • | • |

| | S | SPORT | GT |
|---|---|-------|----|
| Passenger seatback pocket | • | • | • |
| Front cupholder | • | • | • |
| Power socket | • | • | • |
| SEATING | | | |
| Drivers seat height adjustment | • | • | • |
| Fabric upholstery | • | • | – |
| Leather upholstery | – | – | • |
| IN CAR ENTERTAINMENT (ICE)* | | | |
| Stereo CD tuner with RDS and MP3 compatibility | • | • | • |
| Front and rear speakers | • | • | • |
| Tweeters | – | • | • |
| Subwoofer | – | • | • |
| Steering wheel mounted audio controls | – | • | • |
| AUX socket | • | • | • |
| USB port [□] | – | • | • |
| Integrated Bluetooth® Hands Free Telephone (HFT) system [△] | – | – | • |
| OPTIONAL NAVIGATION | | | |
| Voice recognition DVD Satellite Navigation with Traffic Message Channel (TMC) | – | – | ◦ |

• standard ◦ optional – not available

† The figures for the fuel consumption and CO₂ emissions are to give you an indication of the car's performance. Following legislation by the VCA (Vehicle Certification Agency), all car manufacturers generate these statistics through the same industry standard test. This allows comparison across all manufacturers and models. The tests use a standard version of the model and do not take into account optional levels of equipment, such as different sized wheels, tyres and other factors that can affect the economy of the model. The test is on a rolling road and there is no additional weight in the car other than the driver (no passengers or cargo) and it does not account for individual driving style, which can mean a difference to the figures achievable in the real world.

* For a full listing of accessories, please visit your local Honda Dealer.

□ Always use the recommended USB flash memory device. For more information please contact your local Honda Dealer.

△ Please refer to www.hondahandsfree.com for a list of compatible phones.

These specification details do not apply to any particular product which is supplied or offered for sale. Manufacturers reserve the right to vary specifications, including colours, with or without notice and at such times or in such a manner as deemed appropriate and may include major and minor changes. This publication shall not constitute in any circumstances whatsoever an offer by the Company to any person. All sales are made by the Distributor or Dealer concerned subject to and with the benefit of the standard Conditions of Sale and Warranty given by the Distributor or Dealer, copies of which may be obtained from them on request. This publicity material applies to the UK only Trade Descriptions Act (1968) as amended. Whilst every effort has been made to ensure accuracy, brochures are prepared and printed several months in advance of distribution and consequently cannot always immediately reflect either changes in specification or in some isolated cases the provision of a particular feature. Customers are always advised to discuss specification details with the supplying Dealer, especially if your model selection is dependent upon one of the features advertised.



Everything we do
goes into everything we do

At Honda we continuously strive to develop more intelligent, safer and better technologies. This drive for innovation has led us to create many fascinating projects, including ASIMO, the most advanced humanoid robot in the world.

Developing advanced innovations that keep ASIMO at the forefront of technology requires thinking in a different way. And thinking about things differently has helped us evolve the design of our cars, like the CR-Z.

Because everything we create today goes into everything we dream of for tomorrow.



CR-Z
Don't look back

HONDA
The Power of Dreams



Honda (UK) - Cars 470 London Road, Slough, Berkshire, SL3 8QY. Honda Contact Centre - Telephone: 0845 200 8000 www.honda.co.uk

A division of Honda Motor Europe Ltd. No. 857969 Registered in England and Wales Part No: BEZ-599 Issue Date: 04/10

Please don't bin me.
Pass me on to a
friend or recycle me.



The pulp in the manufacture of this paper is from renewable timber produced on a fully sustainable basis.
The paper used in this brochure is manufactured using ECF (Elemental Chlorine Free) pulp.