

NISSAN PATHFINDER



0011100000101

QUALITY

0010001110000011011100000101

PERFORMANCE

11110000011011100000101

SPORTIER

NEW DESIGN

0010001110000011011100000101

NEW

TECHNOLOGY

0010001110000011011100000101

DYNAMIC

00100



CHALLENGE IS WHAT WE DO AT NISSAN

PROVE IT
WWW.NISSAN-PROVEIT.COM

We say we make cars with the belief that travelling is more than a journey from A to B. We claim our cars are made to add to your confidence, to make you feel ready to go anywhere at any time and for any unforeseen challenge you might encounter.

You challenge us to "prove it".

PATHFINDER PROOF #2 HOT. NOT BOTHERED.

Don't worry about wear and tear. Our seat fabrics and leather seams go through 33 tests up to 20,000 times to prove they can take the heat.

PATHFINDER GUARANTEES YOU ENJOY YOUR DRIVE FOR LONGER:

- ➔ 3 YEAR WARRANTY
- ➔ 12 YEAR ANTI-CORROSION WARRANTY
- ➔ 18,000 MILE SERVICE INTERVAL
- ➔ MINIMAL ENVIRONMENTAL IMPACT

RECLAIM. RECYCLE. RENEW.

The Nissan Green Program is on target for zero emissions by 2012. We set up improvement objectives to control emissions into the air, water and soil, manage waste, use energy efficiently and continually improve environmental performance.

ELECTRIC VEHICLES ARE THE FUTURE OF URBAN MOBILITY:

Nissan is a technology leader for 100% CO₂-free EVs with concepts like Pivo and Mixim. Nothing is cleaner.




PATHFINDER PROOF #20 FREEZE. DRY.

Nissan weathers every storm. From drizzle to a downpour, a frost to a big freeze, our extreme shower test guarantees Pathfinder is leak proof in any conditions.

PATHFINDER PROOF #34 SHAKE IT.

To ensure that the car stays in one piece, Nissan puts its cars on 4 vibrating posts and shakes it for days. This is equivalent to hours of driving on paved road.

GET TO KNOW MORE AT: WWW.PROVEIT.NISSAN.CO.UK



PLANT THE SEED

Active type seeks intelligent life



Sign of innate strength: a robust set of 18" alloy wheels.

NEW DESIGN

18" ALLOY WHEELS

TOUGH TRIMS

CONVEX SWOOP

A sporty 8cm longer and even more upfront, new Pathfinder is going places.

It's bolder with a muscular front grille, sturdy bumpers, stylish Xenon headlamps and 18" alloy wheels. It's fresher with an improved 2.5L Diesel engine. It's brighter with easy-to-use technology for unprecedented comfort. This forward-thinking design has evolved in your direction.

GROWING TIPS

Firm yet flexible

64 SEAT COMBINATIONS

With 64 different ways* to arrange PATHFINDER's new, improved seats, you're never left short on space or comfort. There's no struggling in and out either: just lock and unlock the doors with the Intelligent Key in your pocket – or by touching the door handle button if your arms are full. And you don't need to insert the key to start up either. It's liberating.

* 32 different seat options on Tekna grade.

7 full-size seats

With thick cushioned foam for more thigh support and new feet-friendly carpet, no-one will want to leave their seats. Still, it's good to know you can fold them all down individually, just by pulling a lever. And with the front passenger seat down flat, you can charge up goods up to 2.80m length: now there's a thought.

* Features are grade specific, please see UK specification guide for full details



Lower both rows of seats to create a vast, flat space that's ultra-easy to load. From all their kit to all of yours – and the kitchen sink, Pathfinder takes it all on board.

To keep everyone happy there's air conditioning throughout the interior, with dual zone climate control for the front occupants.

LEATHER

QUALITY

TRIM

ERGONOMIC

SOUND

LOUD & CLEAR

POCKET



TAKE ROOT

Adapts to surroundings

Bluetooth



Heighten your senses thanks to Nissan Connect Premium's state-of-the-art HDD navigation system, HDD music server and hands-free 'phone connectivity. Play DVDs and CDs, browse with Bluetooth® audio-streaming or select sounds from your iPod, MP3 or USB stick via the 7" touch screen.

STAY CONNECTED

BRAINY BLUETOOTH®

CD & MP3

Keep your hands on the wheel and your eyes on the road with Bluetooth® integrated into your audio unit. With caller ID on incoming calls plus voice recognition, you can control your compatible mobile phone (and the sat nav) simply by speaking. At journey's end, the colour rear view parking camera displays a colour picture on the multi-function screen, helping you park in the tightest spaces, easily. As a touch of additional quality, you have a sharp illuminated combimeter for a crisp view of the dials.

Intelligence breeds simplicity, which is why Pathfinder is easier to drive.

The rear-view camera gives you eyes at the back of your head while the HDD-based sat-nav system leads you through most of Europe. With key points of interest alerts and TMC (Traffic Message Channel), it warns you of delays and possible detours.



Map out your road trip on a high-resolution 2D or 3D split screen and auto-zoom on key targets, with voice guidance in 3 European languages.



Open up with Bluetooth® hands-free connectivity complete with caller ID and voice recognition. Just plug in your 'phone and speak out.



Track your progress thanks to continuous updates on your 7" touch screen as well as ultra-clear display of your music selections, 'phone book and diary.

Nissan Connect Premium is standard on Tekna grade

PATHFINDER is no slouch and here's why: a new lower-emission, fuel-efficient 2.5-L turbo Diesel engine producing 190PS of power and 450Nm of torque.

BRANCH OUT Full of natural drive

Front and rear independent double wishbone suspension guarantees a smooth ride with impressive road holding. Off-road or on a slippery surface, Pathfinder's ESP discretely directs torque to the wheels with the most grip.

Get in gear with a 5-speed automatic gearbox. Be laid-back or more involved with the option to change gear up or down in sequence for faster progress or just for fun.

* 5-speed automatic available on Tekna grade



2.5L DIESEL ENGINE
5AT GEARBOX
REFRESHING PERFORMANCE
LIGHTER FOOTSTEP
190PS

Easy to use, the rotary switch mounted on the dashboard selects the transmission mode you need, whether you're in deep snow, up a steep hill or 5 minutes away from the corner shop.

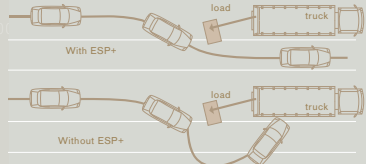


LIGHT THE XENON WAY ↓ ALL MODE 4x4

ESP+

AIRBAGS





0010001110000011011100000101

AIRBAGS

As well as its tough and rigid body, Pathfinder protects you with dual front airbags, front-side airbags and full cabin-length curtain airbags for all three rows of seats. The front seats also have active headrests to prevent whiplash injuries.

ALL-MODE 4x4®

Nissan's intelligent electronic four-wheel drive system selects the ideal driving mode for any surface: two-wheel drive for optimum fuel economy in normal conditions, auto-mode which varies torque spread from 100% rear wheel drive to 50/50 front/rear, 4H mode with a 50/50 front/rear spread for light off-road driving and 4L low ratio mode for maximum traction on steep hills and difficult terrain.

ESP

Nissan's Electronic Stability Protection system automatically activates the ABS, traction control and active yaw control features to help maintain control in evasive manoeuvres.

XENON HEADLIGHTS

Pathfinder's high power, low dazzle automatic Xenon headlights offer distinct projection while its automatic rain sensing wipers and dipping rear view mirror make sure you stay on focus.

0010001110000011011100000101

* Some features are grade specific, please see UK specification guide for full details

Easy to use, the rotary switch mounted on the dashboard selects the transmission mode you need, whether you're in deep snow, up a steep hill or 5 minutes away from the corner shop.




PROTECT AND NURTURE
Responds to tough conditions

LIGHT THE XENON WAY ↓ **ALL MODE 4x4** → **EXTRA-SENSORY PERCEPTION** +
ESP+ + **AIRBAGS** ↓

When you've got character like this, it's rarely the weather that's going to stop you. That's why PATHFINDER is equipped to make on-road and off-road driving fun but safe.

For Nissan, it's the difference between nature and nurture.

EBD and NISSAN BRAKE ASSIST
To ensure the shortest possible stopping distance, PATHFINDER has Electronic Brake force Distribution (EBD) and Nissan Brake Assist, which automatically increase brake pressure in an emergency.





PATHFINDER accessorised with:
 Illuminated side bars, 18" alloy wheels, chrome mirror caps, front corner styling bars, rear corner styling bars.

CULTIVATE VARIETY
 Thrives in diverse climates

00100011110000011011100000101

HOLD THE ROAD
GENUINE ACCESSORIES



Chromed fog lamp ring
 Highlight your visibility with fog lamp rings.



Side claddings
 Boost your height and might with claddings.




Cross bars & bike carrier
 Tailor made to ensure your bikes are quickly and easily fixed.



Towbar
 Pull your weight with a power-packed towbar.






M: METALLIC S: SOLID

COLOURS & TRIMS

Feels good inside and out



DIMENSIONS





We see **SHIFT_** as an invitation. To challenge whatever feels too familiar. To open your mind to the unfamiliar. To ask the questions no-one else is asking. And to find answers no-one else can. At Nissan, we do this every day. And it shapes everything we do. The result is a line-up of vehicles that represents a pure, uncompromising shift from the ordinary.

Visit our website at:
www.nissan.co.uk


Dealer stamp:



SHIFT_the way you move

Every effort has been made to ensure that the content of this publication is correct at the time of going to press (April 2010). This brochure has been produced featuring prototype vehicles exhibited at motor shows. In accordance with the company's policy of continuously improving its products, Nissan International reserves the right to change at any time the specifications and the vehicles described and shown in this publication. Nissan dealers will be informed of any such modifications as quickly as possible. Please check with your local Nissan dealer to receive the most up-to-date information. Because of the limitations of the printing processes used, the colours shown in this brochure may differ slightly from the actual colours of the paint and interior trim materials used. All rights reserved. Reproduction in whole or part of this brochure without the written permission of Nissan International is forbidden.

Part number: 99999-53977. This brochure is made from chlorinefree paper - 04/2010 - Printed in EU.
Created by NEW Robinson Creapress, France - Tel.: +33 1 40 62 37 37 and produced by E-GRAPHICS(FRANCE), France - Tel.: +33 1 49 09 25 35



NISSAN PATHFINDER
TECHNICAL SPECIFICATIONS



With two core grades, two transmissions, seven body colours and a wide range of accessories to choose from, the Pathfinder gives you ample opportunity to **SHIFT_** your personal preferences and reflect them in the Pathfinder you create.



GRADES

ACENTA

STANDARD FEATURES

ENGINE AND DRIVE TRAIN

- 2.5 dCi 190HP / 450Nm 6-speed manual
- ALL MODE 4x4®
- Uphill Start Support (USS)

COMFORT AND CONVENIENCE

- 3 x 12 volt power sockets
- 6 x cupholders
- Auto dimming rear view mirror
- Auto headlights
- Auto rain-sensing wipers
- Bluetooth compatibility
- Single CD/radio audio system with 6 speakers
- Double-decker centre console with lid
- Dual zone climate control air conditioning
- Electric front and rear windows
- Electrically adjustable door mirrors
- Fold-down front centre armrest
- Full size steel spare wheel

- (255/65 R17 tyre)
- Heated door mirrors
- Illuminated front footwell
- USB iPod connectivity
- MP3 Aux socket
- One touch / 3 x signal indicators
- Opening glass on rear hatch
- Puddle lights in door mirrors
- Rear wiper with intermittent
- Steering wheel mounted audio controls
- Sunglasses holder
- Tilt adjustable steering wheel
- Trip computer
- UV-cut glass
- Window integrated antenna

SEATING, TRIM AND STORAGE

- 3 rows / 7 seats
- Aluminium entry guards on front door sills and tailgate
- Carpeted cargo area
- Cloth seat trim
- Driver's seat height adjustment
- Fold-down front passenger seat (Acenta only)
- Leather steering wheel, gearshift and handbrake covers

SAFETY AND SECURITY

- ABS with Brake Assist and EBD
- Active front head restraints with height adjustment
- Driver, front passenger, front side and full length curtain airbags
- Electronic Stability Program (ESP)
- Engine immobiliser
- ISOfix child seat anchorage points (outer 2nd row)

- Load area cover
- Remote central locking
- Thatcham Category 1 ultrasonic and perimetric alarm system

EXTERIOR

- 17" alloy wheels
- Chrome front grille
- Door mirrors with integral indicators
- Flat front wiper blades
- Front fog lights
- Rear privacy glass
- Roof rails

OPTIONS AT EXTRA COST

- Metallic paint

TEKNA

FEATURES ADDITIONAL TO ACENTA

ENGINE AND DRIVE TRAIN

- 2.5 dCi 190HP / 450Nm 5-speed automatic
- Downhill Drive Support (DDS) (auto only)

COMFORT AND CONVENIENCE

- Auto dipping door mirrors
- Cruise control with speed limiter
- Electric tilt and slide sunroof
- Illuminated driver and front passenger vanity mirrors
- Intelligent key
- Memory for door mirror positions
- Nissan Connect Premium
 - HDD satellite navigation with touch screen and voice recognition
 - Nissan Music Box HDD music server (in lieu of in-dash 6 CD autochanger)
 - USB iPod connectivity
 - DVD movie playback (whilst vehicle is stationary)
 - Rear parking camera
- Rear heater and air conditioning controls

- Full size alloy spare wheel (255/60 R18 tyre)

SEATING, TRIM AND STORAGE

- 4-way power adjust front passenger's seat
- 8-way power adjust driver's seat
- Heated front seats
- Leather upholstery
- Memory for driver's seat position
- Wood effect centre console trim

SAFETY AND SECURITY

- Xenon headlights with washers

EXTERIOR

- 18" alloy wheels
- Side steps

OPTIONS AT EXTRA COST

- Metallic paint





UP TO 64 SEAT COMBINATIONS
TOTALLY FLAT LOADING SPACE



Pathfinder

		YD25 ACENTA/TEKNA	YD25 TEKNA
MODEL			
DRIVE TYPE		ALL MODE 4x4*	
TRANSMISSION		Manual Transmission	Automatic Transmission
ENGINE			
Engine code		YD25 Kai3	YD25 Kai3
No. of cylinders, configuration		4, in line	4, in line
Valves per cylinder		4, DOHC	
Air intake system		Turbo Intercooler	Turbo Intercooler
Control system		ECM	
Cylinder block and head		Iron/Al	Iron/Al
Engine capacity	cc	2488	2488
Bore x Stroke	mm	89x100	89x100
Compression ratio		15 : 01	15 : 01
Camshaft drive		Chain driven	
Valve actuation		Graded lifter	
Valve size (intake/exhaust)	mm	28.55 / 25.95	28.55 / 25.95
Valve timing (intake/exhaust)	o TDC	2/210/226/-2	2/210/226/-2
Electric throttle		Yes	Yes
Combustion principle		Compression ignition	Compression ignition
Combustion chamber shape		Toroidal	Toroidal
Bearings		5	5
Fuel pump		Denso HP-3	Denso HP-3
Fuel type		Diesel/ Biodiesel (B10 max)	Diesel/ Biodiesel (B10 max)
Fuel supply		Direct injection + Common Rail	Direct injection + Common Rail
Emission control system		EGR + Catalyst + DPF	EGR + Catalyst + DPF
Cold start		Electronic Glow Plug Control Unit	
Oil capacity (min/max)	lit	5.3/6.7	5.3/6.7
Oil pan		Al / Steel	
Maximum engine power ¹⁾	kW(PS)/rpm	140(190)/3600	140(190)/3600
Maximum engine power ¹⁾	bhp	187.7	187.7
Maximum torque	Nm/rpm	450/2000	450/2000
Emission class		Euro 5	

		Manual Transmission ACENTA/TEKNA	Automatic Transmission TEKNA
TRANSMISSION			
Clutch type		Dry Plate Mech.	Torque Converter
Transmission type		6 Speed M/T	5 Speed A/T
Gear ratio	1 st	4.692	3.827
	2 nd	2.705	2.368
	3 rd	1.747	1.520
	4 th	1.291	1.000
	5 th	1.000	0.834
	6 th	0.827	-
	reverse	4.260	2.613
Final drive		3.692	3.538
Transfer ratio (in 4Lo mode)		2.625	
Driven wheels		4WD (Part Time)	
PERFORMANCE			
Maximum speed (Vmax)	mph (km/h)	115 (186)	115 (186)
Acceleration 0-62 mph (0-100 km/h)	sec	11.0	10.7
Aerodynamics	Cd	0.38	
Stopping distance (AMS) Cold/Hot (for 17" brake system)	m	42.5/45	
FUEL CONSUMPTION³⁾			
Fuel tank capacity	ltrs	80	
Urban cycle	mpg (l/100 km)	25.7 (11.0)	24.1 (11.7)
Extra urban	mpg (l/100 km)	39.8 (7.1)	37.7 (7.5)
Combined	mpg (l/100 km)	33.2 (8.5)	31.4 (9.0)
CO ₂ Mass emission (Combined)	g/km	224	238
NOISE			
Driving noise level	(dB(A))	74	74
Standing noise level	(dB(A))	79	79
EXTERIOR DIMENSIONS			
Overall length	mm	4813	
Overall width (excl. mirrors)	mm	1848	
Overall height	mm	ACENTA 1858 / TEKNA 1862	
Wheelbase	mm	2853	
Overhang	Front	mm	866
	Rear	mm	1094
Track	Front	mm	1570
	Rear	mm	1570



Pathfinder

		YD25 ACENTA/TEKNA	YD25 TEKNA
DOORS AND SEATING CAPACITY			
Number of seats	1 st Row		2
	2 nd Row		3
	3 rd Row		2
Door length	Front/Rear	mm	1118.5/1104.6
Door opening angle	Front/Rear	o	65 / 73
CARGO SPACE			
Lug capacity (VDA) behind 3 rd row	litres		190
Lug capacity (VDA) behind 2 nd row	litres		515
Lug capacity (VDA) behind 1 st seat	litres		2091
Maximum cargo height (up to p'shelf)	mm		332
Maximum width (between Wheelarches)	mm		1128
Loadspace length to back of rear seat (at floor)	mm		446
Loadspace length to back of front seat (at floor)	mm		1874
INTERIOR PACKAGING			
Effective interior length	mm		2524.4
Front head room	mm		110.3
Second row head room	mm		98.9
Third row head room	mm		31.8
Front knee room	mm		632.5
Second row knee room	mm		613
Third row knee room	mm		473.6
Front shoulder room	mm		1480
Second row shoulder room	mm		1483.9
Third row shoulder room	mm		1460
Front hip room	mm		1379.2
Second row hip room	mm		1384.3
Third row hip room	mm		1127.8
WEIGHTS			
Kerb weight	Min/Max	kg	2110/2210
Gross vehicle weight (GVW)		kg	2880
Payload ²⁾	Min/Max	kg	670/770
Permissible axle weight front		kg	1350
Permissible axle weight rear		kg	1710
Max. trailer weight braked @ 12%		kg	3000
Max. trailer weight unbraked		kg	750
Permissible vertical force on hitch ball		kg	120
Max. roof load		kg	100

		Manual Transmission ACENTA/TEKNA	Automatic Transmission TEKNA
BRAKES SYSTEM			
Brakes System		2 circuits; Front & Rear distribution, Power assisted, ABS, EDB, BA (ESP with HSA. FBS & HDC)	
Size	Front	Vented Disc 320 x 28	
	Rear	Drum in Vented Disc 308 x 18	
STEERING			
Steering system		Rack & Pinion Power Assisted	
Turning circle, wall to wall – Actual		m	12.4
Turning circle, kerb to kerb – Actual		m	11.9
Overall steering ratio			20 : 1
Linear steering ratio		mm/rev	47.4
Lock to lock			3.6
SUSPENSION			
Front suspension		Independent, Double Wishbone with coil over shock	
Rear suspension		Independent, multilink with coil spring	
WHEELS AND TYRES			
Alloy wheels size (Std)		inches	17 x 7JJ / 18 x 7JJ
Tyre size (Std)			255/65 R17 / 255/60 R18
			255/60 R18
OFF ROAD CAPABILITY			
Approach angle		o	30
Departure angle		o	26
Ramp angle		o	24
Maximum climbable gradient		o	39
Minimum ground clearance (between axles)		mm	228 / 233
Maximum wading depth		mm	450

1) In accordance with EC 80/1269 directive 2) Figures in accordance with EC directive. Kerb weight condition is without driver and including coolant, oils, fuel, spare wheel and tools. Payload will be reduced depending on the options and/or accessories installed. 3) In accordance with EC 1999/100 directive . (Optional equipment, maintenance, driving technique, road and weather conditions may affect the official results). Figures shown are subject to change.



You care about your Nissan so Nissan will care for you.

That's why we'll make the following commitment:

YOU care about staying on the road when your Nissan is in for service or repair.

NISSAN will keep you mobile free of charge.

+++++

YOU care about quality enough to have your Nissan serviced at a Nissan dealership.

NISSAN says thanks by giving you continuous Nissan roadside assistance for free.

+++++

YOU care about getting the best value for money when it comes to service and repair.

NISSAN will price match like for like competitor written quotes within 10 miles of your local dealer.

+++++

YOU care about having your problems resolved quickly.

NISSAN will propose how to resolve any problem within two working days.

+++++

YOU care about getting the right Nissan model, engine & gearbox to test drive.

NISSAN will guarantee that's what you'll get when you pre-book your test drive either online or through our customer service centre.

For terms and conditions, please visit nissan.co.uk/care

INTRODUCING
OUR
COMMITMENT
TO YOU

YOU + NISSAN
CARE





PATHFINDER

Prices effective from 1st February 2012

Doorplan	Grade	Engine	Transmission	Basic Price	VAT	Total Retail Price	On The Road Price
5 door	ACENTA	2.5 dCi 190PS EURO 5	6 manual	26,083.33	5,216.67	31,300.00	31,935
			6 manual	28,770.83	5,754.17	34,525.00	35,160
	TEKNA	2.5 dCi 190PS EURO 5	5 auto	29,895.83	5,979.17	35,875.00	36,720

Basic and Total Retail includes delivery to the Dealership and number plates. On the Road Price includes 12 months Government Vehicle Excise Duty (determined by CO₂ emissions figure and fuel type - see back page for details) and £55 Government First Registration Fee.



PATHFINDER OPTIONS

	ACENTA	TEKNA	Basic	VAT	Total
Metallic or pearlescent paint	<input type="radio"/>	<input type="radio"/>	412.50	82.50	495
Protection Pack (luxury velour mats, mudguards - front and rear, soft trunkliner)	<input type="checkbox"/>	<input type="checkbox"/>	208.33	41.67	250
Front park sensors	<input type="checkbox"/>	<input type="checkbox"/>	304.17	60.83	365
Rear park sensors	<input type="checkbox"/>		304.17	60.83	365
18" Sendai alloy wheels (x4)***	<input type="checkbox"/>	<input type="checkbox"/>	963.33	192.67	1156
Luxury velour textile mats (5 piece set)	<input type="checkbox"/>	<input type="checkbox"/>	50.83	10.17	61
Chrome side bars with steps	<input type="checkbox"/>		558.33	111.67	670
Rear styling corner bar set - stainless steel	<input type="checkbox"/>	<input type="checkbox"/>	288.33	57.67	346
Roof spoiler*	<input type="checkbox"/>	<input type="checkbox"/>	290.83	58.17	349
Chrome mirror caps (prices from)		<input type="checkbox"/>	159.17	31.83	191
Chrome fog light rings	<input type="checkbox"/>	<input type="checkbox"/>	130.83	26.17	157
Mudguards - front and rear	<input type="checkbox"/>	<input type="checkbox"/>	154.17	30.83	185
Soft trunkliner	<input type="checkbox"/>	<input type="checkbox"/>	81.67	16.33	98
Cross bars for roof railings	<input type="checkbox"/>	<input type="checkbox"/>	188.33	37.67	226
Towbar and electrics (prices from)**	<input type="checkbox"/>	<input type="checkbox"/>	315.83	63.17	379
Roof boxes (prices from)	<input type="checkbox"/>	<input type="checkbox"/>	141.67	28.33	170

Optional - Standard - Optional Dealer Fit -

* Painting of roof spoiler required at additional cost

** Price quoted for flanged towbar with single electrics

*** Price excludes tyres

Dealer fit option prices include fitting but are only a guide. Please check with your local Nissan dealer for exact prices.



CO₂ MASS EMISSIONS

Vehicle	Engine	Transmission	Body Style	CO ₂ Mass Emissions g/km	12 months Vehicle Excise Duty*
PATHFINDER	2.5dCi 190PS EURO 5	6 manual	5 door	224	£580
		5 auto	5 door	238	£790

* Determined by CO₂ emissions figure and fuel type- see "Further information".
NB. Navara VED is fixed at £210 as it is considered a commercial vehicle.



NISSAN INSURANCE

Nissan Insurance has been designed to help Nissan drivers get the most from their cover, boasting the following benefits:

- Competitive premiums
- All repairs carried out within the Nissan Approved Repairer Network
- Only genuine Nissan replacement parts used
- The opportunity to use a courtesy car for the duration of any repairs, when you use an approved repairer (subject to availability)
- Convenient instalment plans, subject to status
- EU cover included
- 24-hour UK based claims helpline

Call Nissan Insurance today on **0845 603 4394**

Nissan Insurance is arranged and administered by Equity Insurance Brokers Limited, which is authorised and regulated by the Financial Services Authority. Registered Office: Library House, New Road, Brentwood, Essex CM14 4GD. Registered in England No. 258414. Nissan Motor (GB) Limited is authorised and regulated by the Financial Services Authority. All quotes are based on individual circumstances and are subject to insurer's underwriting criteria. Terms and conditions apply.



FURTHER INFORMATION

On The Road Prices. On The Road Price includes 12 months Government Vehicle Excise Duty (VED) determined by CO₂ emissions figure and fuel type, £55 Government First Registration Fee, number plates and delivery to the Nissan Dealership.

VED rates are determined by the vehicles CO₂ emissions figures and by the type of fuel used. The following table applies to all new car registrations:

VED Band	A	B	C	D	E	F	G	H	I	J	K	L	M
CO ₂ Emissions Figure (g/km)*	up to 100g	101-110g	111-120g	121-130g	131-140g	141-150g	151-165g	166-175g	176-185g	186-200g	201-225g	226-255g	over 255g
Petrol Car	£0	£0	£0	£0	£115	£130	£165	£265	£315	£445	£580	£790	£1,000
Diesel Car	£0	£0	£0	£0	£115	£130	£165	£265	£315	£445	£580	£790	£1,000
Alternative Fuel Car	£0	£0	£0	£0	£105	£120	£155	£255	£305	£435	£570	£780	£990

* g/km = grammes of CO₂ per kilometre travelled.

All Light Commercial Vehicles will have a standard VED rate of £210 per annum.

Optional equipment. This price list features a selection from the full range of optional equipment, be they standard, dealer fit or factory options.

For further information and details of the full range, please contact your local Authorised Nissan Dealer.

Nissan's commitment to you includes all of the following benefits – some of which may be the reasons why you chose your new Nissan in the first place:

Three-year/60,000 miles manufacturer's warranty – Nissan's comprehensive warranty provides cover for your new Nissan from defects in materials or workmanship. Your vehicle is covered in all European Countries where Authorised Nissan Dealers are located. If your vehicle becomes inoperative due to a warrantable defect a towing service, when necessary, to the Authorised Nissan Dealer is covered. If a warrantable defect abroad takes more than six hours to repair, the Touring Assistance Programme will pay for a hotel room or rental car up to a certain maximum. The paint warranty covers painted body parts (excluding the underbody) for three years regardless of mileage driven. For further details please contact your local Authorised Nissan Dealer.

NV200 Combi - New Vehicle Warranty is issued by Nissan International SA is valid for 3 years from the warranty start date or 60,000 miles, whichever comes first. In addition, for each new NV200 Combi sold by an authorised UK Nissan dealer, Nissan Motor (GB) Limited (NMGB) will issue an extension to the New Vehicle Warranty. This warranty extension will cover your vehicle from 60,000 miles up to 100,000 miles or 3 years from the warranty start date, whichever comes first. Please note that audio and navigation units will not be covered by the warranty extension.



FURTHER INFORMATION

Nissan European Roadside Assistance is provided for the 1st 3 years of your vehicle's life.

Roadside, Recovery and At Home products are provided by RAC Motoring Services (Registered No. 1424399, Registered Office: 8 Surrey Street, Norwich, NR1 3NG). RAC Motoring Services (in respect of insurance mediation activities only) is authorised and regulated by the Financial Services Authority and within the jurisdiction of the Financial Ombudsman Service and Financial Services Compensation Scheme.

Onward Travel and European Cover are underwritten by RAC Insurance Limited (Registered No. 1424399, Registered Office: 8 Surrey Street, Norwich, NR1 3NG). RAC Insurance Limited is authorised and regulated by the Financial Services Authority and within the jurisdiction of the Financial Ombudsman Service and Financial Services Compensation Scheme.

Peace of mind – we always guarantee our workmanship, and all genuine Nissan replacement parts and accessories have a minimum of one year's warranty. Accessory prices are subject to change, please see your nearest dealership for the most up to date prices

Our technicians have been trained by Nissan to work on your vehicle and they are the Nissan specialists. They use the latest equipment to ensure your vehicle is given the best treatment. Accessory prices are subject to change, please see your nearest dealership for the most up to date prices.

Recyclability – we take all our environmental responsibilities very seriously - innovation today comes with a deep respect for the environment. Our engines are now much more unobtrusive and their emissions have been considerably reduced. All our vehicles are designed with recycling in mind.

Nissan Finance offers a wide range of flexible finance schemes to meet the needs of both our retail and business customers. Preferences, Hire Purchase, Nissan Contract Hire and Finance Lease, all offer the in-built flexibility to make the package tailor-made to meet your individual needs. We also provide added security to your finance agreement with a comprehensive range of payment protection plans. Ask your local Authorised Nissan Dealer for details.

The Nissan Motability Programme developed in association with the registered charity Motability enables those with difficulty getting around to obtain selected models on preferential terms.

All prices in this list are quoted in pounds sterling. Value Added Tax (VAT) has been calculated at 20%.

While all reasonable effort has been made to ensure the accuracy of the information provided, due to Nissan's policy of continuous product improvement, all particulars contained are subject to constant revision and Nissan reserves the right to change, alter or modify, among other things, specifications, colours and prices of models without notice at any time. Accordingly you should consult your local Authorised Nissan Dealer for the exact introduction dates of all models and for the most up-to-date information.

Images shown are for guidance purposes. In some instances photos are of non UK specification vehicles and do not represent a specific model, grade or offer.





YOU + NISSAN

CARE

You care about the car you drive. So do we. That's why we're making a commitment to providing the best customer service in the market.

Find out more nissan.co.uk/care



Nissan cares for you because you care about your Nissan.
That's why we'll make the following commitment:

YOU care about staying on the road when your Nissan is in for service or repair.

YOU care about quality enough to have your Nissan serviced at a Nissan dealership.

YOU care about getting the best value for money when it comes to service and repair.

YOU care about having your problems resolved quickly.

YOU care about getting the right Nissan model, engine & gearbox to test drive.

NISSAN will keep you mobile free of charge.

NISSAN says thanks by giving you continuous Nissan roadside assistance for free.

NISSAN will price match like for like competitor written quotes within 10 miles of your local dealer.

NISSAN will propose how to resolve any problem within 2 working days.

NISSAN will guarantee that's what you'll get when you pre-book your test drive either online or through our customer service centre.

Find out more nissan.co.uk/care





MICRA



JUKE



X-TRAIL

SHIFT_ is an English word from a Japanese car company that best embraces our values and the mission of this corporation. No matter where you are in the world, SHIFT_ is the way we express who we are, how we work and what we are trying to accomplish.

Everything we touch, we SHIFT_. And everything we SHIFT_ we try to make better and uniquely Nissan.

NISSAN MOTOR (GB) LIMITED

The Rivers Office Park
Denham Way
Maple Cross
Rickmansworth
Hertfordshire
WD3 9YS

Visit our website at: www.nissan.co.uk

Dealer stamp:



Part Number: 99999-54040
Prices effective from 1st February 2012 unless otherwise stated.

