



"THE HIROSHIMA SPIRIT IS TO NEVER GIVE UP, TO PURSUE EXCELLENCE. TO MAINTAIN A "CAN DO" ATTITUDE."



"WITH A COMPACT, LIGHT ENGINE, A LIGHT BODY AND A BEAUTIFUL DESIGN. WE AIM TO CREATE A NEW STANDARD OF CARS."



"MAZDA WILL CONTINUE TO CHALLENGE, IN ALL OUR PURSUITS. WE'LL ALWAYS DO THINGS DIFFERENTLY."

**MASAHIRO MORO**  
EXECUTIVE OFFICER




**FOLLOW THE STORY AT [MAZDA.CO.UK](http://MAZDA.CO.UK)**



"DESPITE ADVANCEMENT IN TECHNOLOGY, YOU CAN ONLY GO SO FAR WITH COMPUTERS OR OTHER SCIENTIFIC MEANS. ULTIMATELY, IT DEPENDS ON THE CARMAKER'S SKILL AND SENSITIVITY."

**HIROTAKA KANAZAWA**  
MANAGING EXECUTIVE OFFICER



## ***DON'T DO DIFFERENT THINGS. DO THINGS DIFFERENTLY***

Go your own way with the sensational all-new Mazda6. Inspired by our latest 'KODO – Soul of Motion' design theme, its athletic coupe-inspired profile, powerful contours and dynamic alloy wheels catch the eye, and hint at the rewarding drive to come. Beauty is complemented by intelligence in the form of SKYACTIV Technology. By reimagining every major component, the all-new Mazda6 is lighter, safer and more rewarding to drive than ever before, while offering outstanding fuel economy and emissions. It's also our first car to feature i-ELOOP. Because smarter thinking makes smarter cars.



Image shows all-new Mazda6 2.2 150ps Saloon Sport Diesel with optional Soul Red Metallic paint.



## *MOVES YOU. EVEN WHEN IT'S STANDING STILL*

Progressive styling and smart technology come together like never before in the all-new Mazda6. Embodying Mazda's powerful new design language, 'KODO – Soul of Motion', its sculpted body reflects the strength and streamlined beauty of an animal poised to surge forward. A bold front grille emphasises the car's wide stance. Muscular shoulders and gracefully stretched lines convey its lean, sporty character, set off by unique signature lights. While dynamically-styled alloy wheels add the ultimate finishing touch. Do you feel your pulse beginning to race?



## *A SPORTS TOURER. WITHOUT COMPROMISE*

Combining the saloon's instantly recognisable face with a long flowing roof line, the all-new Mazda6 Tourer has the allure of a dynamic sports tourer. Plus the versatility to accommodate your busy lifestyle. From the athletic profile that reinforces its sporting prowess, to the generously-proportioned interior, there's no need to compromise between form and function. Muscular rear wings, distinctive rear lights and the design of the tailgate itself continue the expressions of motion along the sides of the body. And further emphasise its unique blend of elegance and practicality. Think of it less as a tourer, and more as a sports car with added space.





# *MAZDA SHINARI. TURNING DREAMS INTO REALITY*

The dynamic styling of the all-new Mazda6 brings to life our stunning Shinari concept car. Sharing the concept's crisp lines and coupe-like profile, the production car is every bit as exciting as the design team intended. Inside and out, the flowing lines of 'KODO – Soul of Motion' design language create an image of powerful elegance and exciting dynamics. Beneath the surface, all-new Mazda6 shares the concept's full array of SKYACTIV Technology to deliver remarkable performance, whilst delivering outstanding fuel economy and keeping emissions to a minimum. Blending compelling design with cutting-edge technology, the all-new Mazda6 captures the very essence of the Mazda Shinari. And transforms it into reality.





*POWER YOU DEMAND.  
PLEASURE YOU DESERVE*

Mazda's sports car heritage is clear to see in the form of all-new Mazda6. But it's even more apparent from behind the wheel. New SKYACTIV Technology high-efficiency petrol and diesel engines combine with compact, quick-shifting transmissions to deliver an exceptionally rewarding drive. Control and handling are fast and precise, courtesy of independent suspension and speed-sensitive steering. While powerful brakes and our latest safety technology, including Smart City Brake Support\*, work seamlessly to increase your confidence further. However you look at it, you'll get the power and efficiency you demand. And the pure Zoom-Zoom driving pleasure you deserve.







### SKYACTIV-G PETROL ENGINES

The new SKYACTIV-G petrol engine features the world's highest compression ratio for a production petrol engine of 14:1 – comparable to some Formula 1 engines. Choose from SKYACTIV-G 2.0 145ps and 165ps engines. With a new 4-2-1 exhaust system, lightweight cavity pistons and numerous other innovative measures, it achieves highly competitive fuel consumption and CO<sub>2</sub> emissions – leading to lower annual road tax and benefit-in-kind taxation – and an equally impressive increase in torque across the entire rev range.

#### Benefits

- Combined fuel consumption of up to 51.4mpg
- 210 Nm of maximum torque at 4,000 rpm
- CO<sub>2</sub> emissions from 129g/km



### SKYACTIV-D DIESEL ENGINES

Equally impressive is the new SKYACTIV-D diesel engine, with the world's lowest compression ratio for a production diesel engine of 14:1. This highly efficient engine delivers excellent fuel economy and reduced CO<sub>2</sub> emissions, which means it easily meets future Euro Stage 6 emission levels. It also features a new two-stage turbocharger which boosts low and mid-range torque together with greater upper-range power, all the way up to the 5,200 rpm redline.

#### Benefits

- Combined fuel consumption up to 67.3mpg
- Up to 420 Nm of maximum torque at just 4,500 rpm
- CO<sub>2</sub> emissions as low as 108g/km



### SKYACTIV-TRANSMISSIONS

#### SKYACTIV-Drive

Supporting improved fuel economy, the six-speed SKYACTIV-Drive automatic transmission features a new lock-up clutch and provides linear acceleration with a smoother, more direct shift feel.

#### Benefits

- Smooth pull-away and acceleration
- Smooth, vibration-free gear shifting
- Advanced design contributes to improved fuel efficiency

#### SKYACTIV-MT

Sportier and precise, the six-speed SKYACTIV-MT manual transmission is compact and lightweight in design and generates less internal friction. This results in greater fuel economy and a shift feel reminiscent of a sports car.

#### Benefits

- Short, crisp and light gear shift
- Direct sporty gear shift
- Increased transmission efficiency improves fuel economy



### SKYACTIV-BODY

State-of-the-art car safety doesn't happen by accident. It takes time and dedication to create a body that's light in weight, yet offers outstanding crash protection. Using an innovative frame structure combined with lightweight high-tensile steels and the latest bonding methods, our engineers achieved a bodysheet that's both rigid and lightweight.

#### Benefits

- Outstanding crash protection
- Lightweight – enhancing fuel economy
- High body rigidity for a more rewarding and responsive drive



### SKYACTIV-CHASSIS

The new SKYACTIV-Chassis marks a major step forward in driving dynamics. By concentrating on agility, stability, precision and comfort we have created a chassis that's lightweight, highly rigid and delivers the 'fun to drive' element that you have come to expect of a Mazda.

#### Benefits

- Direct connection between driver and car
- Enhanced braking performance
- Ideal balance of precise handling and ride comfort
- Driving dynamics that instil confidence and safety

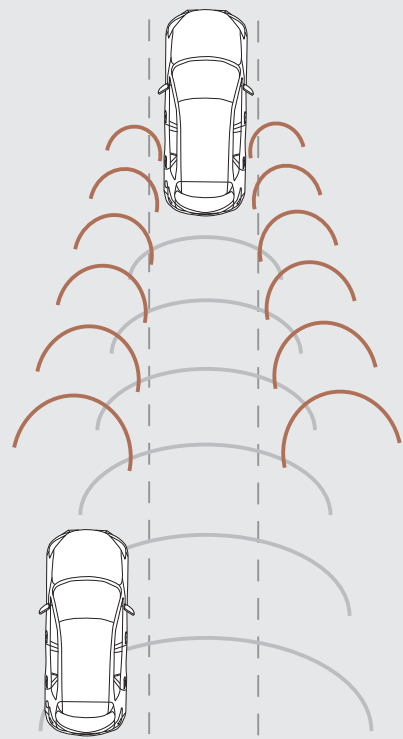


## SKYACTIV TECHNOLOGY THE BEST OF ALL WORLDS

SKYACTIV Technology is all about fuel economy, low emissions and making driving more fun. Embracing all the technologies – engines, transmissions, chassis and body – it's an approach that completely reimagines the car from the ground up. Coupled with innovations such as Mazda i-stop and i-ELOOP, SKYACTIV Technology delivers a unique mix of driving pleasure, balanced with outstanding environmental and safety performance.

# OUTER BEAUTY. INNER STRENGTH

Beneath the stunning lines of the all-new Mazda6 is an equally impressive array of intelligent safety features, designed to leave you relaxed to enjoy the drive. In busy traffic, Smart City Brake Support (SCBS) monitors the gap between you and the vehicle ahead. And applies the brakes if you get too close. Lane Departure Warning System (LDWS) monitors road lane markings and warns you in advance if you're about to stray from your lane. Mazda Radar Cruise Control (MRCC) helps you maintain a safe distance from the vehicle in front. While at night, High Beam Control and the Adaptive Front lighting System better illuminate the road ahead, and avoid dazzling other road users. Not only does all-new Mazda6 take great care of its looks, it offers outstanding protection to you and your passengers too.

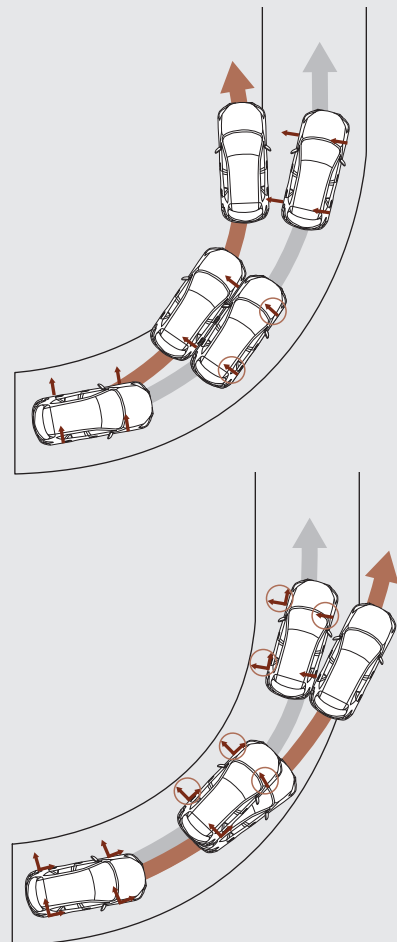


### Rear Vehicle Monitoring (RVM)

RVM warns you of a vehicle entering the detection zone by activating a door mirror-mounted warning light on the relevant side of the car. If you then indicate prior to turning in that direction, the warning light begins flashing and an audible alert sounds. (Part of the optional Safety Pack available for Sport and Sport Nav models)

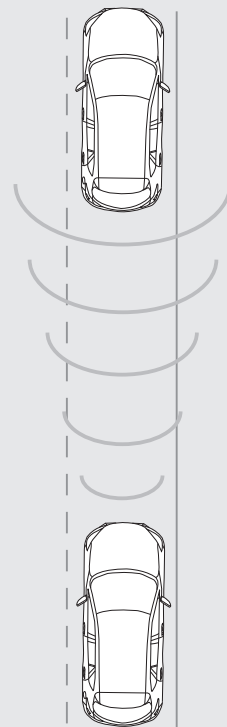
### High Beam Control (HBC)

Maximises the use of the high beam for improved night vision by automatically switching the headlights from high beam to low beam when other traffic is detected. When the road is clear, the system automatically switches to high beam again. (Part of the optional Safety Pack available for Sport and Sport Nav models)



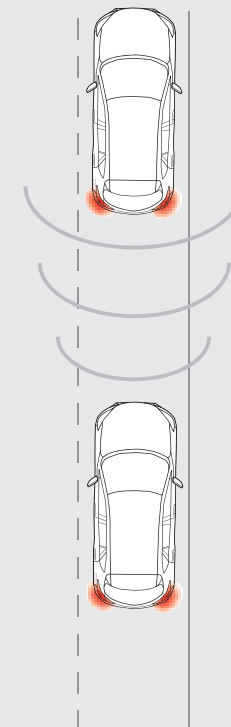
### Dynamic Stability Control (DSC)

DSC enhances stability in critical driving situations, regardless of the road surface the car is driven on. The system, working in conjunction with ABS, reduces engine power when necessary and carefully regulates braking pressure on individual wheels, ensuring that the car can get round corners or obstacles without oversteering or understeering – whilst still maintaining maximum traction and stability. DSC works in conjunction with Traction Control System (TCS) making sure that the wheels do not spin on loose surfaces, at speeds of up to 18 mph by regulating the torque of the engine.



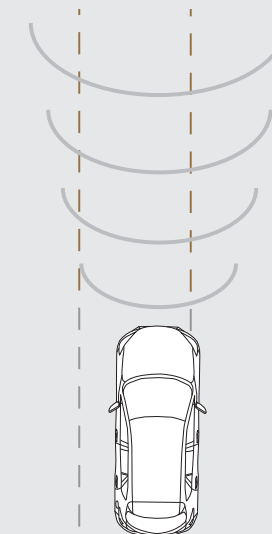
### Mazda Radar Cruise Control (MRCC)

Allows you to set the car's speed and maintain it without using the accelerator pedal. The system uses a radar sensor to monitor the vehicle in front and adjusts your speed to keep it at a pre-set distance. (Available on 2.2 175ps Sport Diesel Automatic models in combination with the optional Safety Pack)



### Smart City Brake Support (SCBS)

Take the stress out of city driving with Smart City Brake Support. Designed to help avoid or minimise the effects of low-speed collisions, the laser-based system continually monitors the gap and closing speed to the vehicle in front, and applies the brakes if a collision is likely, operating at speeds up to approximately 20mph. (Not available on SE or SE Nav models)



### Lane Departure Warning System (LDWS)

Designed to warn the driver if the vehicle inadvertently strays from its lane. A front-view camera monitors the road ahead and calculates the car's position relative to the lane markings. Should the system detect that the car is about to unintentionally move out of its lane, it emits an audible warning sound similar to a rumble strip to alert the driver. (Part of the optional Safety Pack available for Sport and Sport Nav models)

### Adaptive Front lighting System (AFS)

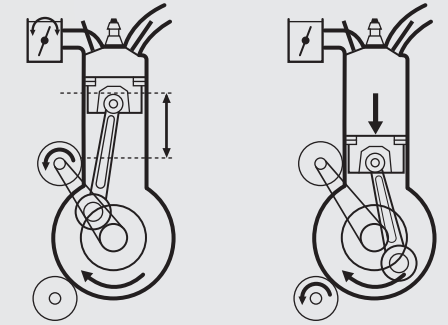
Bi-Xenon headlights with Adaptive Front lighting System (AFS), points the headlights in your direction of travel to illuminate the way forward during cornering at night. (Standard on Sport and Sport Nav models)





## *SMART OUTSIDE. SMARTER UNDER THE SKIN*

At Mazda, we believe that smart thinking makes smarter cars. That's why you'll find our latest ideas turned into reality in the all-new Mazda6. By reimagining the car from the ground up, we've managed to incorporate some of our most forward thinking to help you get more out of every drive. The ground-breaking ideas behind SKYACTIV Technology unleash a powerful combination of economy and sports car agility. And are joined by our unique i-ELOOP regenerative braking system. Together they help the all-new Mazda6 achieve the highest levels of efficiency, safety and Zoom-Zoom driving enjoyment. Why follow the crowd when you can lead?



### **i-stop Smart Idling Stop System**

Mazda's innovative i-stop system saves fuel and cuts emissions by placing the engine on standby when stationary in traffic, instantly restarting as soon as you are ready to go. Standard on both the SKYACTIV-G petrol and SKYACTIV-D diesel engines, this advanced system uses combustion energy rather than the starter motor for a smoother, quicker restart – just 0.35 seconds for the SKYACTIV-G petrol engine and 0.40 seconds for the SKYACTIV-D diesel engine – faster than the competition.

### **i-ELOOP**

The all-new Mazda6 is the first production car to adopt Mazda's fuel saving technology; i-ELOOP\* (intelligent energy loop). A regenerative braking system that recovers lost kinetic energy during deceleration and stores this as electricity in a quick charging capacitor. i-ELOOP is the perfect companion for i-stop, since there is no need to revert to battery power, even when Mazda's idle-stop system has put the engine in standby (at a traffic light, for example). During stop-and-go city driving, charging often resumes before the capacitor is fully discharged. As a result, i-ELOOP can produce most if not all of a vehicle's electricity needs, meaning the engine does not need to divert power to charge the battery, improving engine efficiency and fuel economy.





## *WE'RE NOT COMFORTABLE UNTIL YOU ARE TOO*

Like every Mazda before it, the interior of the all-new Mazda6 is specifically designed around the driver. Settle into the cockpit and the soft-touch surfaces, premium-quality finishes and satin-chrome detailing create the expectation of something special. Push the engine start button and the latest technology anticipates your needs – and meets them – but so unobtrusively you're hardly aware of it. Steering wheel-mounted controls fall perfectly to hand. Optional Mazda Radar Cruise Control (MRCC) helps you maintain a safe distance from the vehicle in front. And the innovative Multimedia Commander puts operation of the audio system and optional navigation at your fingertips. Because you can never feel too comfortable.



### **Entertainment systems**

All-new Mazda6 is ready to entertain you with a range of high-quality audio systems. All models feature a radio / CD player and come with USB connectivity and auxiliary input jack for your MP3 or iPod® in addition to Bluetooth® with voice control for hands-free calling. Sport models are also equipped with the sensational Bose® surround-sound system, offering eleven precisely positioned speakers and a lightweight energy-efficient amplifier for true-to-life panoramic sound and powerful bass reproduction.

### **Integrated navigation system**

A fully-integrated 5.8" colour touch screen puts information and entertainment at your fingertips, including control of the optional integrated navigation system powered by the latest TomTom technology including advanced lane guidance, IQ Routes and voice control.



### **Multimedia Commander**


Located between the driver and front passenger, the Multimedia Commander allows easy control of on-board features. Using the Multimedia Commander, you can operate the audio system, optional navigation and Bluetooth® with information displayed within the integrated 5.8" colour touch screen.





## *SPACE TRAVEL. IN A NEW DIMENSION*

The generously-proportioned interior of the all-new Mazda6 is a world away from regular saloons. High-quality craftsmanship is evident in every detail. Sports-style seats provide outstanding comfort and support for five. The driver's seat has six-way adjustment as standard, while the steering wheel can be adjusted for height and reach, so you can always find the position that's right for you. Versatile 60:40 split rear seats can be folded flat, adding a new dimension to Mazda6's comfortable, quiet and accommodating interior.



### **Space and versatility**

When it comes to load-carrying, the all-new Mazda6 Tourer is in a class of its own. With a load space of between 506 and 1,648 litres, the luggage compartment offers a generous amount of room, meaning whatever your needs the all-new Mazda6 Tourer can meet them.

### **Karakuri seating system**

All-new Mazda6 Tourer's Karakuri seating system features 60:40 split independent rear seats with a remote fold-down function. As well as comfortably accommodating three adults, the rear seats can be folded down with a simple flick of levers in the boot area to provide a large and level load floor. The driver's seat on Sport models also features a memory function, so you can always find your preferred seating position. The easy-to-use tonneau cover protects luggage from inquisitive eyes and can be stored under the luggage compartment floor when not required.





### *MAZDA 6 SE*

#### Key features

- 17" Alloy wheels
- Front fog lights
- Cruise control
- Door mirrors with integrated indicator lights
- Manual air-conditioning
- Front and rear electric windows
- Leather-wrapped steering wheel and gear knob
- Hill Hold Assist (HHA)
- Trip computer
- Engine start / stop button
- Integrated Bluetooth®
- Multimedia system featuring 5.8" colour touch screen display, audio system with four speakers, CD player, USB and iPod connectivity
- Multimedia Commander

### *MAZDA 6 SE NAV*

#### In addition to SE

- Integrated navigation powered by TomTom technology

### *MAZDA 6 SE-L*

#### In addition to SE

- Power-folding door mirrors
- Front and rear parking sensors
- Privacy glass
- Roof rails (Tourer only)
- Dual-zone climate control air-conditioning
- Sliding front centre armrest
- Auto-dimming rear-view mirror
- Smart City Brake Support (SCBS)
- Rain-sensing front wipers
- Dusk-sensing lights
- Two additional speakers

### *MAZDA 6 SE-L NAV*

#### In addition to SE-L

- Integrated navigation powered by TomTom technology

### *MAZDA 6 SPORT*

#### In addition to SE-L

- 19" Alloy wheels
- Bi-Xenon headlights with Adaptive Front lighting System (AFS)
- LED daytime running lights
- Reversing camera
- Premium Bose® surround sound system with eleven speakers
- Heated front seats
- Smart keyless entry system
- Leather seat trim (Black or Light Stone\*)
- 6-Way power adjustable driver's seat and 4-way passenger power adjustment

#### Options:

- Safety Pack (Rear Vehicle Monitoring, Lane Departure Warning System and High Beam Control)
- Mazda Radar Cruise Control (Available on 2.2 175ps Sport Diesel Automatic models in combination with the optional Safety Pack)

### *MAZDA 6 SPORT NAV*

#### In addition to Sport

- Integrated navigation powered by TomTom technology

## *CHOICE*

With a choice of saloon or tourer body styles and a range of trim levels and engines to choose from, the all-new Mazda6 is superbly equipped to deliver Zoom-Zoom driving enjoyment.





## YOUR CAR, YOUR WAY

Make your all-new Mazda6 uniquely yours. Whether you're starting with an SE, SE-L or Sport model, there's a long list of genuine Mazda accessories to help make your all-new Mazda6 more like your idea of perfection. From individual items to a complete package, your Mazda dealer will give you all the information you need.



1. Rear bumper step plate\*.
2. Rear lip spoiler\*.
3. Tow bar.
4. Trunk liner.
5. Trunk mat.
6. Illuminated scuff plate.





## MAZDA FINANCIAL SERVICES

### Who are we?

Mazda Financial Services is a division of Santander Consumer, the leading Consumer Finance House in Europe. We provide finance for your Mazda vehicle through your Mazda dealer at competitive rates and insurance products. We are one of the UK's leading 'point of sale' finance providers, which means we enable your Mazda dealer to provide you with a convenient "One-Stop Shop" when choosing your next Mazda. From our wide range of finance plans, there's an option that's right for you, whether you are thinking of a new or used Mazda.

### What you can expect from Mazda Financial Services:

- Face-to-face service from trained, plain-talking people at your local Mazda Dealer
- Assistance in renewing your car: We'll help you choose the right finance package to enable you to renew your Mazda car as often as you like
- Fixed Interest Rates: The interest rate on your loan is fixed for the duration of the agreement
- Flexible terms tailored to your motoring needs: As specialists in Mazda vehicles we can tailor a finance package to both your budget and your motoring / ownership needs

Please ask your sales executive for a tailor-made finance quote for your new car.

### Mazda Financial Services Finance Plans:

#### Mazda Conditional Sale:

The traditional way of buying your car. Mazda Conditional Sale is flexible and simple, with a range of options to suit everyone.

#### The benefits

- Simple – fixed, equal, regular instalments
- Predictable – pay all your instalments and you own the car
- Flexible – you determine your repayment period at the start of your contract, meaning that you have total control of your budget

#### How it works

1. Choose your Mazda. Tell your dealer the deposit and repayment period you want, from 12-60 months.
2. Agree your repayments. These are based on how much is left to pay, plus interest where applicable.
3. Drive away the moment we activate your agreement.

At the end of your contract, when all instalments have been made, the car is yours. You now have two choices:

- **Renew:** Choose another Mazda. The car is yours; you can part exchange it for another Mazda and use the value as your deposit
- **Retain:** Keep the car. The car is yours once all instalments have been made

#### Mazda Personal Contract Purchase:

The finance plan that helps you to change your Mazda car at more regular intervals. Enabling shorter term finance agreements, meaning a new car more often.

#### The benefits

- You can fund your car over shorter periods, so you get the chance to change more often
- The flexibility at the end of the agreement to choose to renew, retain or return your Mazda
- You're protected against any fall in used car prices by an Optional Final Payment (OFP)

#### How it works

1. Choose any new or used Mazda. Estimate your annual mileage.
2. We estimate the minimum amount your car will be worth once your contract finishes – the OFP.
3. To work out your regular payments we add any interest charges and deduct your deposit plus the OFP from the price of your new Mazda.
4. Drive away the moment we activate your agreement.

At the end of your contract, when all instalments have been made, you now have three choices:

- **Renew:** Choose another Mazda. Use any excess value above the OFP towards a deposit for another Mazda. You can trade in your car at any time or sell it privately having settled your account
- **Retain:** Keep the car. Simply pay the OFP, and the car is yours
- **Return your car:** There's nothing more to pay if the car's in good condition and within the agreed mileage

## OUR COMMITMENT TO THE ENVIRONMENT

Mazda makes cars that excite, look stylish and appealing, are fun to drive and make you want to get behind the wheel again and again. But we are equally committed to the environment, to the creation of a sustainable future for all. This means limiting the Earth's resources that we use and always considering the environmental impact in everything we do.

Our sustainability programme is dedicated to the development of clean technologies. This covers every aspect of a vehicle's impact on the environment – from planning and development, through to manufacturing, use and eventual recycling / disposal. Below are just three examples of how our environmental policies have led to significant advances in 'green' technology.

#### Plant-derived plastics

Our interior car plastics use carbon-neutral\* plant-derived biomass – an industry first.

#### Benefits:

- Reduces reliance on fossil fuels
- Cuts CO<sub>2</sub> emissions
- Uses sustainable raw materials
- Requires 30% less energy to produce than petroleum based plastics
- Is three times stronger than conventional bioplastics
- Has 25% higher heat resistance than conventional bioplastics
- Produces lighter, stronger parts improving fuel economy

\*CO<sub>2</sub> released when the bioplastic decomposes or is burned is comparable to the amount absorbed by growing plants, having a negligible impact on total atmospheric CO<sub>2</sub> levels.

#### Semi-dry machining process

Conventional machining of cast metal parts uses huge amounts of water-based coolant to cool and lubricate cutting tools, and remove and collect waste metal. With Mazda's semi-dry machining process, we have substituted large volumes of coolant for tiny quantities of atomised biodegradable oil in a jet of air.

#### Benefits:

- 84% reduction in the amount of coolant required
- Reduced electricity consumption by 40% on machining lines
- 80% cut in waste liquids

#### Recycling

Mazda has made a substantial commitment to recycling.

- We have reduced waste material in our production facilities by 55% since 1990
- In 1992 we became the first car manufacturer to recycle bumpers
- Over 75% of our plastic parts can be recycled
- All of the gaskets and brake-pads are asbestos-free
- There are no ozone-damaging CFCs in our polyurethane products (such as the foam padding in seats, armrests and steering wheels)
- Many of our plants have passed the stringent ISO 14001 test – commonly known as the environmental ISO





## MODEL AVAILABILITY AND TECHNICAL DATA

Model Availability		2.0 SKYACTIV-G Petrol 145ps Manual	2.0 SKYACTIV-G Petrol 145ps Automatic	2.0 SKYACTIV-G Petrol 165ps Manual	2.2 SKYACTIV-D Diesel 150ps Manual	2.2 SKYACTIV-D Diesel 150ps Automatic	2.2 SKYACTIV-D Diesel 175ps Manual	2.2 SKYACTIV-D Diesel 175ps Automatic
Saloon:	SE	■	-	-	■	-	-	-
	SE-L	■	■	-	■	■	-	-
	Sport	-	-	■	■	-	■	■
Tourer:	SE	-	-	-	■	-	-	-
	SE-L	■	-	-	■	■	-	-
	Sport	-	-	■	■	-	■	■

■ = Available.

### Engine Type

	1998	1998	1998	2191	2191	2191	2191
Displacement (cc)	1998	1998	1998	2191	2191	2191	2191
Transmission type	6-speed manual	6-speed automatic	6-speed manual	6-speed manual	6-speed automatic	6-speed manual	6-speed automatic
Bore x stroke (mm)	83.5 x 91.2	83.5 x 91.2	83.5 x 91.2	86.0 x 94.2	86.0 x 94.2	86.0 x 94.2	86.0 x 94.2
Valves per cylinder	4	4	4	4	4	4	4
Maximum output [ps (kW) / rpm]	145 (107) / 6000	145 (107) / 6000	165 (121) / 6000	150 (110) / 4500	150 (110) / 4500	175 (129) / 4500	175 (129) / 4500
Maximum torque (Nm / rpm)	210 / 4000	210 / 4000	210 / 4000	380 / 1800-2600	380 / 1800-2600	420 / 2000	420 / 2000
Compression ratio	14:1	14:1	14:1	14:1	14:1	14:1	14:1
i-stop system	●	●	●	●	●	●	●
i-ELOOP system	-	-	●	●	●	●	●

● = Standard

### Steering

Steering gear	----- Electronic Power Assist System (EPAS) rack and pinion -----						
Minimum turning circle: wall-to-wall (m) <sup>1)</sup>	12.0 (11.8)	12.0 (11.8)	12.0 (11.8)	12.0 (11.8)	12.0 (11.8)	12.0 (11.8)	12.0 (11.8)

### Performance and Economy

Saloon		2.0 SKYACTIV-G Petrol 145ps Manual	2.0 SKYACTIV-G Petrol 145ps Automatic	2.0 SKYACTIV-G Petrol 165ps Manual	2.2 SKYACTIV-D Diesel 150ps Manual	2.2 SKYACTIV-D Diesel 150ps Automatic	2.2 SKYACTIV-D Diesel 175ps Manual	2.2 SKYACTIV-D Diesel 175ps Automatic
Acceleration (0-62mph in sec)		9.5	10.5	9.1	9.0	9.8	7.9	8.4
Top speed (mph)		129	129	134	131	127	139	134
Fuel consumption <sup>2)</sup> [mpg (l/100km)]:	Urban	39.8 (7.1)	36.2 (7.8)	37.7 (7.5)	55.4 (5.1)	47.9 (5.9)	51.4 (5.5)	47.9 (5.9)
	Extra Urban	61.4 (4.6)	58.9 (4.8)	57.6 (4.9)	78.5 (3.6)	67.3 (4.2)	72.4 (3.9)	67.3 (4.2)
	Combined	51.4 (5.5)	47.9 (5.9)	47.9 (5.9)	67.3 (4.2)	58.9 (4.8)	62.8 (4.5)	58.9 (4.8)
CO <sub>2</sub> emissions <sup>2)</sup> (g/km)		129	136	135	108	127	119	127
EC emission level		----- EC Stage V -----			----- EC Stage VI -----			
Recommended fuel		----- Unleaded 95 RON -----			----- Diesel -----			
Fuel tank capacity (litres)		62	62	62	62	62	62	62

### Tourer

Tourer		2.0 SKYACTIV-G Petrol 145ps Manual	2.0 SKYACTIV-G Petrol 145ps Automatic	2.0 SKYACTIV-G Petrol 165ps Manual	2.2 SKYACTIV-D Diesel 150ps Manual	2.2 SKYACTIV-D Diesel 150ps Automatic	2.2 SKYACTIV-D Diesel 175ps Manual	2.2 SKYACTIV-D Diesel 175ps Automatic
Acceleration (0-62mph in sec)		9.6	-	9.1	9.2	10.0	8.0	8.6
Top speed (mph)		128	-	133	130	126	137	134
Fuel consumption <sup>2)</sup> [mpg (l/100km)]:	Urban	39.2 (7.2)	-	37.7 (7.5)	51.4 (5.5)	46.3 (6.1)	49.6 (5.7)	46.3 (6.1)
	Extra Urban	60.1 (4.7)	-	57.6 (4.9)	74.3 (3.8)	67.3 (4.2)	70.6 (4.0)	67.3 (4.2)
	Combined	50.4 (5.6)	-	47.9 (5.9)	64.2 (4.4)	57.6 (4.9)	61.4 (4.6)	57.6 (4.9)
CO <sub>2</sub> emissions <sup>2)</sup> (g/km)		131	-	136	116	129	121	129
EC emission level		----- EC Stage V -----			----- EC Stage VI -----			
Recommended fuel		----- Unleaded 95 RON -----			----- Diesel -----			
Fuel tank capacity (litres)		62	-	62	62	62	62	62

<sup>1)</sup>Figures in brackets are for Tourer models. <sup>2)</sup>Fuel consumption and CO<sub>2</sub> emissions figures are obtained under standardised test conditions defined in European Legislation using a representative model. This allows direct comparison between different models from different manufacturers, but may not represent the actual fuel consumption achieved in 'real world' driving conditions. More information is available at <http://carfueldata.direct.gov.uk/>

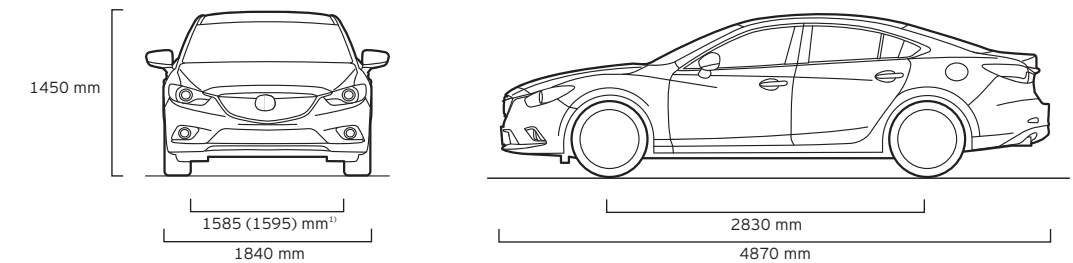
## TECHNICAL DATA

### Dimensions and Weights

#### Saloon

	2.0 SKYACTIV-G Petrol 145ps Manual	2.0 SKYACTIV-G Petrol 145ps Automatic	2.0 SKYACTIV-G Petrol 165ps Manual	2.2 SKYACTIV-D Diesel 150ps Manual	2.2 SKYACTIV-D Diesel 150ps Automatic	2.2 SKYACTIV-D Diesel 175ps Manual	2.2 SKYACTIV-D Diesel 175ps Automatic
Overall length / width / height (mm)	----- 4870 / 1840 / 1450 -----						
Ground clearance (mm) between the axles – unladen	165	165	165	165	165	165	165
Front track / rear track (mm) <sup>1)</sup>	----- 1585 / (1595) and 1575 / (1585) -----						
Wheelbase (mm)	2830	2830	2830	2830	2830	2830	2830
Front headroom / leg room / shoulder room (mm)	----- 975 / 1073 / 1450 -----						
Rear headroom / leg room / shoulder room (mm)	----- 942 / 984 / 1410 -----						
Cargo volume, acc. to VDA (l)	483	483	483	483	483	483	483
Kerb weight (kg) incl. driver (75 kg)	1447	1476	1457	1553	1569	1562	1578
Permitted gross vehicle weight (kg):	Total	1935	1965	1945	2055	2070	2055
	Front / rear	970 / 965	1005 / 960	980 / 965	1085 / 970	1105 / 965	1085 / 970
Permitted axle load, front / rear (kg)	1005 / 1030	1040 / 1025	1015 / 1030	1120 / 1035	1140 / 1030	1120 / 1035	1140 / 1030
	Towing limit (kg): Braked (12% gradient)	1300	1500	1500	1600	1600	1600
Maximum roof load (kg)	TBC	TBC	TBC	TBC	TBC	TBC	TBC

<sup>1)</sup>Figures in brackets are for Sport and Sport Nav models with 19" tyres.

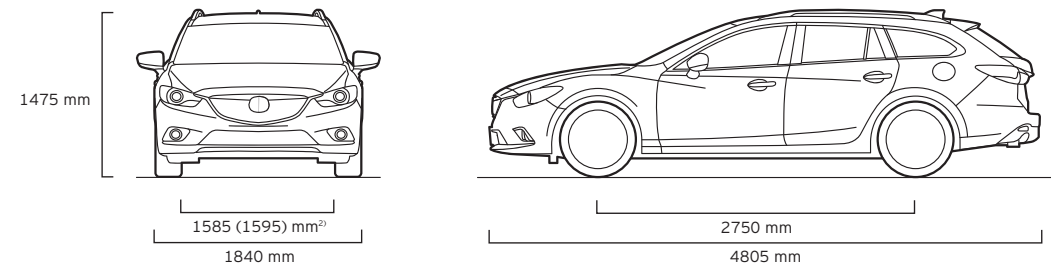




## TECHNICAL DATA

Dimensions and Weights	2.0	2.0	2.0	2.2	2.2	2.2	2.2
	SKYACTIV-G Petrol 145ps Manual	SKYACTIV-G Petrol 145ps Automatic	SKYACTIV-G Petrol 165ps Manual	SKYACTIV-D Diesel 150ps Manual	SKYACTIV-D Diesel 150ps Automatic	SKYACTIV-D Diesel 175ps Manual	SKYACTIV-D Diesel 175ps Automatic
Tourer							
Overall length / width / height (mm)	-----4805 / 1840 / 1475 <sup>1)</sup> -----						
Ground clearance (mm) between the axles – unladen	165	-	165	165	165	165	165
Front track / rear track (mm) <sup>2)</sup>	-----1585 (1595) / 1575 (1585)-----						
Wheelbase (mm)	2750	-	2750	2750	2750	2750	2750
Front headroom / leg room / shoulder room (mm)	-----975 / 1073 / 1450-----						
Rear headroom / leg room / shoulder room (mm)	-----971 / 955 / 1408-----						
Cargo volume, acc. to VDA (l):	506	-	506	506	506	506	506
5-seat mode (to tonneau cover)							
2-seat mode	1648	-	1648	1648	1648	1648	1648
Kerb weight (kg) incl. driver (75 kg)	1461	-	1476	1578	1588	1587	1597
Permitted gross vehicle weight (kg):	1980	-	1990	2090	2110	2090	2110
Total							
Front/rear	960 / 1020	-	970 / 1020	1070 / 1020	1090 / 1020	1070 / 1020	1090 / 1020
Permitted axle load, front / rear (kg)	980 / 1100	-	990 / 1100	1090 / 1100	1110 / 1100	1090 / 1100	1110 / 1100
Towing limit (kg): Braked (12% gradient)	1300	-	1500	1600	1600	1600	1600
Maximum roof load (kg) <sup>3)</sup>	100	-	100	100	100	100	100

<sup>1)</sup>Overall height with roof rails is 1480 mm. <sup>2)</sup>Figures in brackets are for Sport and Sport Nav models with 19" tyres. <sup>3)</sup>Maximum roof load is not applicable to SE grade Tourer models due to non-availability of roof rails for this grade.



## TECHNICAL DATA

Body, Chassis and Suspension	SE / SE Nav	SE-L / SE-L Nav	Sport / Sport Nav
Self-supporting rigid and torsion-resistant all-steel body with defined crush zones for the front and rear sections, stable passenger safety cell with side impact reinforcement in the doors	●	●	●
Supplementary Restraint System (SRS) comprising central control unit and crash sensors, seatbelt pre-tensioners, load-limiters and airbag system	●	●	●
SKYACTIV-Body designed to secure the critical interior space in the event of an accident	●	●	●
Front: Independent suspension with MacPherson struts and 6-point rubber mounting system	●	●	●
Rear: Multi-link suspension with monotube dampers and low-mounted springs to maximise load compartment space	●	●	●
<b>Safety and Security</b>			
SKYACTIV-Body engineered 'triple H' body structure to help protect occupants from impact forces	●	●	●
Dynamic Stability Control (DSC) with Traction Control System (TCS)	●	●	●
Rear Vehicle Monitoring (RVM): Radar-based system combining rear lane change assistance and blind spot monitoring	-	-	□
Smart City Brake Support (SCBS): Designed to help avoid or minimise the effects of low-speed collisions, the laser-based system continually monitors the gap and closing speed to the vehicle in front, and applies the brakes if a collision is likely. (Operates at speeds up to approximately 20mph)	-	●	●
Secondary Collision Reduction (SCR): If a vehicle is involved in an impact and airbags are deployed, SCR utilises the brakes and the hazard warning lights to reduce the possibility of a secondary accident	●	●	●
Lane Departure Warning System (LDWS)	-	-	□
High Beam Control (HBC)	-	-	□
Hill Hold Assist (HHA)	●	●	●
Emergency Stop Signalling system (ESS): Automatic activation of flashing brake lights and hazard lights when emergency braking is applied	●	●	●
Dual front airbags	●	●	●
Front side airbags	●	●	●
Front and rear curtain airbags	●	●	●
Passenger airbag cut-off switch	●	●	●
Seatbelt reminder (driver, passenger and rear seat), audible warning	●	●	●
Seatbelts: Front, 3-point (ELR) x 2 with pre-tensioners and load-limiters, height-adjustable	●	●	●
Rear, 3-point (ELR) x 3	●	●	●
ISOFIX child seat anchorage; attached to outer rear seats	●	●	●
Thatcham Category 1 alarm and immobiliser system	●	●	●

### Additional Safety and Security Options

Baby and child seats:	Baby Safe Plus (up to 13kg) ISOFIX Duo Plus (9-18kg) Kid Plus (15-36kg)	Please contact your dealer for further information and availability.
-----------------------	---	--

● = Standard; □ = Part of an optional Safety Pack for Sport and Sport Nav models available at extra cost.



## TECHNICAL DATA

Exterior		SE / SE Nav	SE-L / SE-L Nav	Sport / Sport Nav
Tyres and wheels:	225/55 R17 with 17" alloy wheels	●	●	-
	225/45 R19 with 19" alloy wheels	-	-	●
Tyre Repair Kit		●	●	●
Metallic / Mica / Pearlescent paint		○	○	○
Rear roof spoiler:	Body coloured <sup>1)</sup>	●	●	●
Door handles:	Body colour	●	●	●
Double exhaust system		●	●	●
Privacy glass:	Rear and rear side windows	-	●	●
Wipers:	Front, rain-sensing wipers	-	●	●
	Rear, adjustable speed with intermittent wipe <sup>1)</sup>	●	●	●
Headlights:	Halogen, with manual headlight levelling	●	●	-
	Bi-Xenon with headlight levelling and cleaning	-	-	●
	Adaptive Front Lighting System (AFS)	-	-	●
	Dusk-sensing lights	-	●	●
	Daytime running lights	●	●	-
	LED daytime running lights	-	-	●
Front fog lights		●	●	●
Front and rear parking distance sensors:	Acoustic and visual notification indicating the distance to obstacles for the front and rear of the Mazda6.	-	●	●
	Visual display is through the 5.8" colour display in the centre console	-	●	●
Reversing camera:	With dynamic parking guidance lines	-	-	●
Shark fin antenna <sup>1)</sup>		●	●	●
Door mirrors:	Electrically-adjustable, heated mirrors with integrated indicators	●	-	-
	Electrically-adjustable, heated power-folding mirrors with integrated indicators	-	●	●
Roof rails <sup>1)</sup>		-	●	●

### Additional Exterior Options

Tyres and wheels:	17" Alloy wheels	Please contact your dealer for further information and availability.
	19" Alloy wheels	
Spoiler:	Front and Rear	
Mudflaps:	Front	
	Rear	
Thule roof carrier system:	Attachment for Skis / Snowboards	
	Attachment for bicycles	
	Roof rack	
	Roof box, Pacific 200	
	Roof box, Pacific 700	
	Roof box, Ranger 90	
Rear bumper step protector		
Tow bar:	Detachable	
	Attachment for bicycles	
	Rear fog light kit for bicycle carrier	
	Tow bar harness (available for 7-pin and 13-pin)	

● = Standard; ○ = Option at extra cost; <sup>1)</sup>Tourer models only.

## TECHNICAL DATA

Interior		SE / SE Nav	SE-L / SE-L Nav	Sport / Sport Nav
Seats and integral head restraint:	Driver's seat, manual lumbar adjustment	●	●	-
	Driver's manual reclining and height adjustment	●	●	-
	Driver's seat, power lumbar adjustment	-	-	●
	Driver's seat power slide / recline / height adjustment with memory	-	-	●
	Front passenger's seat power slide / recline adjustment	-	-	●
	Premium black cloth trim	●	●	-
	Black leather seats <sup>1)</sup>	-	-	●
	Heated front seats (3-Stage settings)	-	-	●
Rear seats:	Head restraints	●	●	●
	Centre armrest with two cup holders	●	●	●
	60:40 fold down seats	●	●	●
Steering wheel:	Leather-wrapped	●	●	●
	Tilt and height adjustment	●	●	●
	Paddle shift for automatic transmission <sup>2)</sup>	-	-	●
Gear knob:	Leather-wrapped	●	●	●
Handbrake:	Leather-wrapped	●	●	●
Decoration panel:	Dark gloss	●	●	-
	Red gloss	-	-	●
Grab handles:	Front passenger's and two rear with coat hooks	●	●	●
Auto-dimming rear-view mirror		-	●	●
Sliding centre armrest		-	●	●
Storage spaces:	Glovebox with illumination	●	●	●
	Seatback pocket (driver and front passenger)	●	●	●
	Door pockets (driver, front passenger and rear)	●	●	●
	Front centre console with storage box	●	●	●
	Box, between driver and front passenger	●	●	●
Meter set display:	Includes trip computer information, i-ELOOP status (where fitted) and i-stop status	● <sup>3)</sup>	●	●
Dome interior courtesy light, with integrated spotlight		●	●	●
Luggage compartment:	Light	●	●	●
	Power outlet <sup>4)</sup>	●	●	●
	Karakuri Tonneau cover <sup>4)</sup>	●	●	●
	Cargo net <sup>4)</sup>	-	●	●

### Additional Interior Options

Scuff plates:	Front and rear stainless steel with illuminated red Mazda6 logo on the front scuff plates	Please contact your dealer for further information and availability.
Welcome illumination for front footwell (driver and passenger side)		
Audio systems:	AUX jack audio cable for MP3 compatibility / USB for iPod / iPhone / iPad	
Cigar lighter		
Ashtray		
Cup holder organiser		
Luggage compartment:	Boot light (Saloon)	
	Boot liner (Tourer)	
	Boot mat with rear bumper protector	
	Boot net	
	Boot storage	
	Boot storage system	
	Dog guard (Tourer)	
First aid kit		
Cool and warm box		

● = Standard. <sup>1)</sup>Leather refers to centre seat facing and side supports. <sup>2)</sup>2.2 175ps Sport and Sport Nav Diesel Automatic models only. <sup>3)</sup>2.0 145ps SE models do not feature i-stop status display. <sup>4)</sup>Tourer models only.



## TECHNICAL DATA

### Audio and Communications

		SE / SE Nav	SE-L / SE-L Nav	Sport / Sport Nav
Multimedia Commander:	Located between the driver and passenger, the Multimedia Commander allows easy control of a range of on-board features including the audio, navigation (where fitted), vehicle settings and phone, with information displayed within the integrated 5.8" colour touch screen	●	●	●
Mazda Multimedia System:	AM/FM Radio / single CD / MP3, four speakers	●	-	-
	AM/FM Radio / single CD / MP3, six speakers	-	●	-
	AM/FM radio, single CD and premium Bose® Centerpoint® surround-sound system (includes eleven speakers with approximately 231 watts of amplification and Centerpoint® surround-sound system offering 8 channels of customised equalisation)	-	-	●
	Integrated 5.8" colour touch screen display for audio, Bluetooth® and (where fitted) navigation information	●	●	●
	USB / iPod® connectivity (located in centre console) <sup>1)</sup>	●	●	●
	Steering wheel-mounted audio controls	●	●	●
	Auxiliary jack and 12V power outlet (located in centre console)	●	●	●
Mazda navigation system <sup>2)</sup> :	Powered by the latest TomTom technology including advanced lane guidance, IQ Routes, voice control and a 3 month free subscription to TomTom LIVE Services including TomTom Places, HD-traffic and speed camera alerts (after 3 months a subscription can be purchased from TomTom)	- / ●	- / ●	- / ●
Integrated Bluetooth <sup>3)</sup> :	Allows hands-free calling and easy access to phone contacts via touch screen or commander as well as auto creation of voice tags. Includes audio transfer from Bluetooth® enabled devices	●	●	●

### Comfort and Convenience


Remote central locking with deadlocking	●	●	●
Smart remote keyless entry system	-	-	●
Engine start / stop button	●	●	●
Power steering:	Electric	●	●
Cruise control	●	●	●
Mazda Radar Cruise Control (MRCC) <sup>3)</sup>	-	-	○
Electric windows:	Front and rear, with one-touch auto down / up, timer function	●	●
Air conditioning:	Manual	●	-
	Dual-zone climate control	-	●
	Rear air vents	-	●
Sun visors:	Driver's and passenger's with covered mirror and driver's ticket holder	●	-
	Driver's and passenger's with covered mirror, illumination and driver's ticket holder	-	●

### Additional Comfort and Convenience Options

Front and rear floor mats:	Carpet floor mat, 'Standard', black Carpet floor mat, 'Luxury', black	Please contact your dealer for further information and availability.
Rear bumper step plate		
Sunblind:	Rear side of door windows, with black semi-transparent mesh	
Baby care mirror		
Car heater		
Garment hanger		

● = Standard; ○ = Option at extra cost; <sup>1)</sup>Please refer to [www.mazdahandsfree.co.uk](http://www.mazdahandsfree.co.uk) for the latest information regarding compatibility and functionality of mobile phone / portable devices. <sup>2)</sup>Standard on Mazda6 SE Nav, SE-L Nav and Sport Nav models only. <sup>3)</sup>Available on 2.2 175ps Sport and Sport Nav Diesel Automatic models in combination with optional Safety Pack available at extra cost.

## COLOURS AND SEAT TRIMS



Black Cloth (SE / SE-L)

Black Leather (Sport)

Light Stone Leather\* (Sport)



Arctic White Solid (A4D)

Snowflake White Pearlescent\* (25D)

Aluminium Metallic\* (38P)

Meteor Grey Mica\* (42A)



Soul Red Metallic\* (41V)

Blue Reflex Mica\* (42B)

Stormy Blue Mica\* (35J)

Jet Black Mica\* (41W)

\*Available at extra cost.





**Manufacturer's Warranty – 3-Year Cover**

Every Mazda is designed and built to the highest standards of performance, comfort and reliability. For your further reassurance, Mazda also provides a full 3-year / 60,000 mile warranty cover, Mazda Roadside Assistance<sup>1)</sup>, 3-year paintwork warranty and a 12-year anti-perforation warranty.

**Mazda Momentum – New Vehicle Extended Warranty**

At any time during the manufacturer's warranty period, you may purchase a Mazda Momentum extended warranty package. Three options are available. Your Mazda dealer will be pleased to provide you with details.

**Free Mazda Accident Aftercare**

Mazda Accident Aftercare is designed to assist you following a road traffic accident. Should you ever be involved in an accident or need to make an insurance claim, 'Mazda First' will liaise directly with your insurer to process the claim and ensure that your vehicle is repaired at a Mazda approved bodyshop using only genuine Mazda parts, in addition to other benefits such as providing you with a free courtesy car and maintaining your Mazda warranties.

**Mazda Contract Hire\***

Mazda Contract Hire offers low running costs with market-driven residual values, resulting in extremely competitive ownership costs for businesses and individuals. To find out more about the benefits of Mazda Contract Hire, please speak to your Mazda dealer or phone 0844 600 1410.

**Digital Service Record**

The Mazda Digital Service Record (DSR) system provides increased security against counterfeit service documents and odometer tampering, and makes it easy to keep the service history up-to-date. Stored on a central database, the DSR replaces the traditional paper service book and ensures a secure, accurate and permanent service history for the life of the vehicle.

**Your Mazda dealer:**

Mazda Motors UK Limited reserves the right to introduce changes in specification and equipment due to its ongoing product development. Colour and trim samples shown in this brochure may vary from the actual colours because of the limitations of the printing process. It is recommended that you consult your Mazda dealer when referring to these.

<sup>1)</sup>Please visit [www.mazda.co.uk/buying-owning/buying/roadside-assistance](http://www.mazda.co.uk/buying-owning/buying/roadside-assistance) for more details on your Mazda Roadside Assistance coverage.

Bose®, the Bose logo, Richbass®, Nd® and AudioPilot® are registered trademarks of Bose Corporation in the U.S. and other countries. Used with permission.

The Bluetooth® word mark and logos are owned by the Bluetooth SIG, Inc. and any use of such marks by Mazda Motor Company is under licence. Other trademarks and trade names are those of their respective owners.

\*Mazda Contract Hire is provided by ALD Automotive Ltd, trading as Mazda Contract Hire, Oakwood Park, Lodge Causeway, Fishponds, Bristol, BS16 3JA. Guarantees / Indemnities may be required. ALD Automotive Ltd is incorporated in the UK and regulated by the Financial Services Authority in respect of general insurance products.

April 2013.

**Internet: [www.mazda.co.uk](http://www.mazda.co.uk)  
Mazda Helpline: 08457 48 48 48**

