

Cadillac



ALL NEW 2015  
E S C A L A D E





ESCALADE



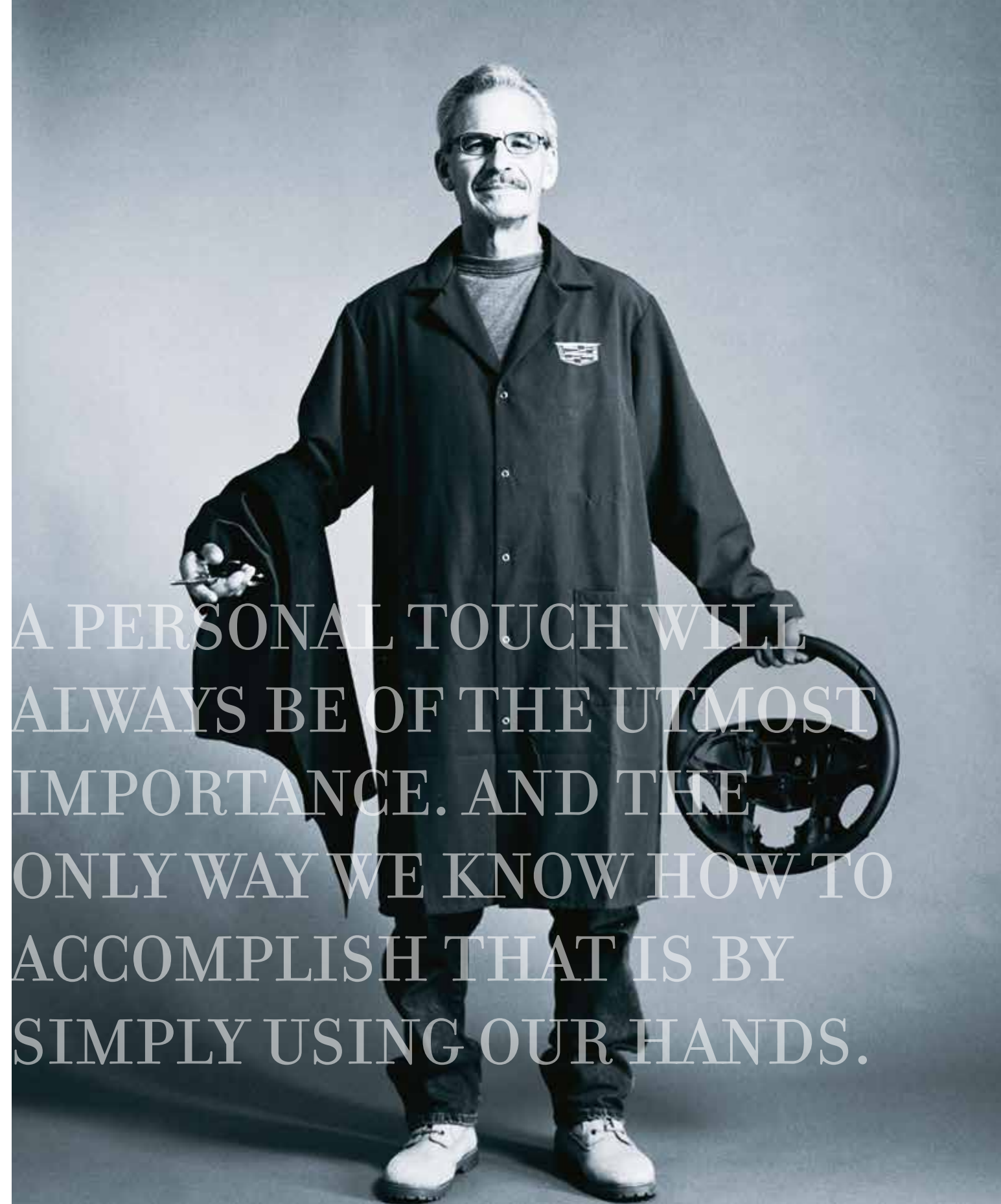
The next-generation Escalade. Is the arrival of the most anticipated generation of Cadillac's crown jewel worthy merely of an introduction or should it be more of a celebration? We would argue the latter considering the level of design, craftsmanship and detail that transformed it into the epitome of luxury. The charge of taking an American icon and elevating it to extraordinary new heights, which previously existed solely in the hearts and imagination of the world's finest designers and artisans, was as exhilarating and monumental as the vehicle itself. Welcome to the Cadillac of Escalades.

THE CADILLAC  
OF ESCALADES.



## ONE SIGNATURE.

Some people look at an automobile and all they see is metal and glass. But the Escalade sculptors, designers and craftsmen are true artists with a real passion for the automotive form. They immerse themselves in everything about the vehicle and infuse their spirit into everything the vehicle becomes. They feel, and we agree, that it's truly amazing to bring something handcrafted into the world.

A man with glasses and a mustache, wearing a black work coat with a small logo on the chest, stands against a grey background. He is holding a steering wheel in his left hand and a pair of glasses in his right hand. He is wearing dark pants and white sneakers.

A PERSONAL TOUCH WILL ALWAYS BE OF THE UTMOST IMPORTANCE. AND THE ONLY WAY WE KNOW HOW TO ACCOMPLISH THAT IS BY SIMPLY USING OUR HANDS.

A man wearing a black cap and a black work coat with a small logo on the chest, stands against a grey background. He is holding a pair of scissors in his right hand and a piece of fabric in his left hand. He is wearing dark pants and black and white sneakers.

THE TRUEST LUXURY CAN ONLY BE ACHIEVED WHEN WE FIND THE SMALLEST DETAILS AND GIVE THEM OUR HIGHEST LEVEL OF ATTENTION.



The image shows the interior of a luxury SUV, likely an Escalade, with light-colored leather seats and wood trim. The view is from the passenger side looking towards the driver's seat. The seats are upholstered in a light-colored leather with a subtle pattern. The dashboard and center console feature wood trim and a large infotainment screen. The steering wheel is also wrapped in leather. The overall atmosphere is one of luxury and craftsmanship.

OUR CROWN JEWEL,  
CUT AND CRAFTED TO FORM.

Finding the perfect elements to create a uniquely Escalade interior required searching the world over, so we did just that. With the finest materials in hand, 11 interior artisans endeavored to capture the essence of absolute luxury by dramatically layering fabrics and textures specifically chosen to complement one another. The hand-wrapped and cross-stitched heated steering wheel, dressed in leather, adds a personal touch. Exceptionally comfortable and supportive leather seating surfaces create a new level of Escalade sophistication. Even the center console, armrest and instrument panel trim are taut, cut-and-sewn masterpieces.



### Authentic Wood Throughout

Each interior theme inspired our designers to choose the perfect genuine wood accompaniment. Jet Black is paired with exotic Santos Palisander. Shale received a distinctive American Walnut. Available Kona Brown is complemented with a Natural Finish Elm that will only grow richer with time.



### Quietest Escalade Ever

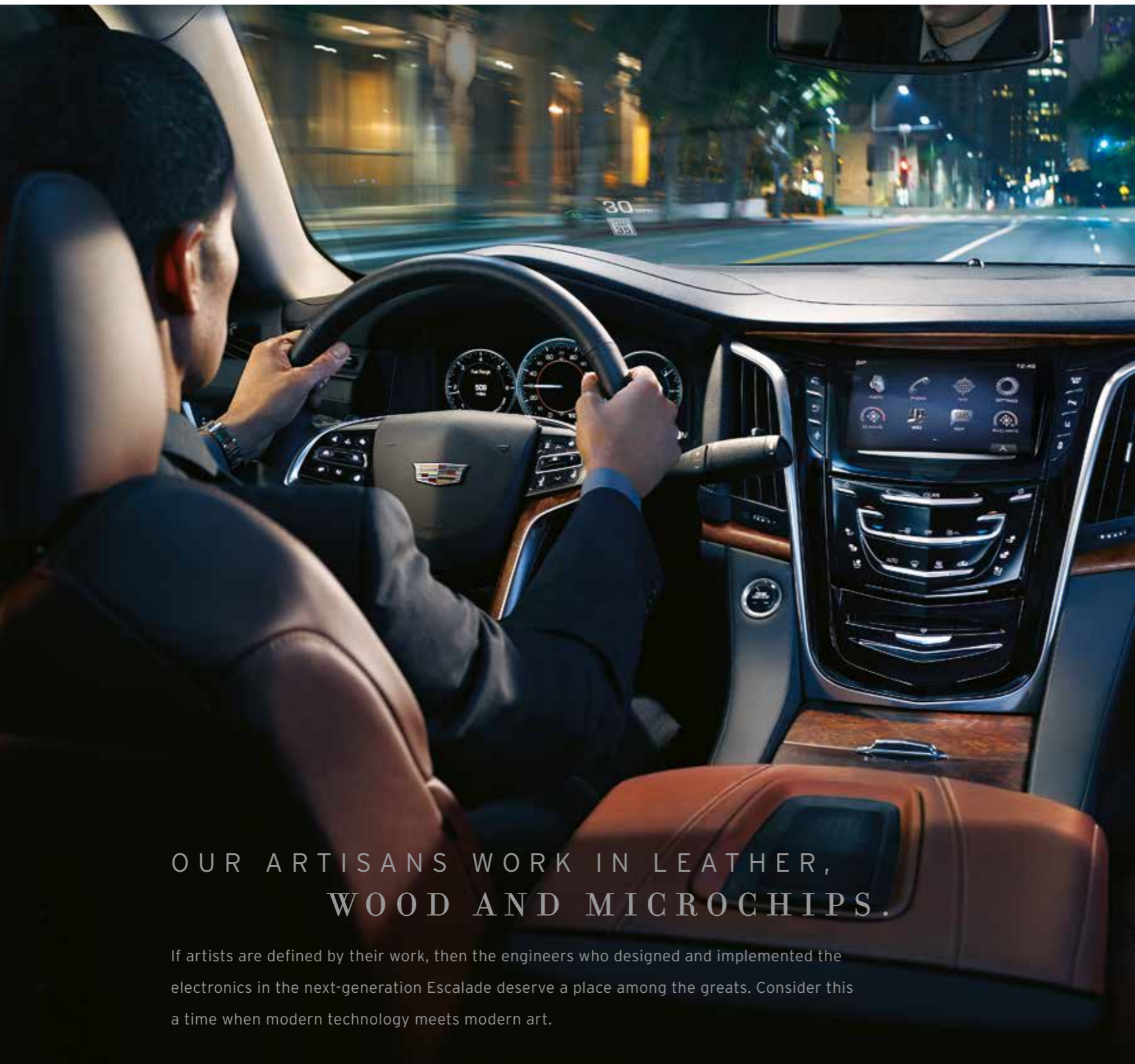
Acoustic front glass, triple-sealed doors and the use of Bose® Active Noise Cancellation create a serene interior. The Bose technology actively monitors and measures undesirable cabin noise and sends a canceling frequency through the speakers to reduce powertrain sounds.



### Heated and Cooled Front Seats

When it comes to comfort, feeling is believing. That's why the perforated Mulan leather driver and front-passenger seatbacks and cushions are both heated and cooled.





OUR ARTISANS WORK IN LEATHER,  
WOOD AND MICROCHIPS.

If artists are defined by their work, then the engineers who designed and implemented the electronics in the next-generation Escalade deserve a place among the greats. Consider this a time when modern technology meets modern art.

**HEAD-UP DISPLAY** The standard reconfigurable Head-Up Display offers a full-color interface that conveniently projects desired information – such as speed, engine rpm, navigation and more – on the windshield in your natural line of sight. **RECONFIGURABLE DISPLAY** Customize your 12.3" diagonal LCD gauge display to one of four personas that mixes traditional vehicle data with navigation, entertainment and detailed 3-D vehicle images. **BOSE® CENTERPOINT® SURROUND SOUNDSTAGE®** This 16-speaker system features Advanced Staging Technology, an innovation that creates an immersive sound that brings you the feeling of being front row, center stage. **CADILLAC CUE** Displayed on an intuitive screen, CUE<sup>1</sup> – Cadillac User Experience – functions like a tablet with touch features, device synchronization and the ability to recognize your natural voice<sup>2</sup>. **NAVIGATION** Standard navigation brings maps to your 8" diagonal CUE touch screen. **REAR-SEAT ENTERTAINMENT SYSTEM** Our entertainment system features a large 9" screen (two screens in ESV), along with first-in-class Blu-ray™ playback. **WIRELESS CHARGING**<sup>3</sup> With this station conveniently located on the center console, you can inductively



charge your compatible phone and certain other mobile devices.

1. Full functionality requires compatible Bluetooth® and smartphone. Some devices require USB connectivity. 2. Voice recognition is available in the following languages: English, French, German, Italian, Portuguese, Spanish and Russian. 3. The system wirelessly charges one PMA- or Qi- compatible mobile device. Mobile phone must support wireless charging for functionality.



EVEN THE SECOND AND THIRD ROWS  
ARE FIRST CLASS.



**POWER-FOLDING THIRD-ROW SEATS** All it takes is mere seconds for these seats to fold flat, letting you go from passenger space to cargo space and back in no time.

**HEATED SECOND-ROW SEATS** Our second-row seats make a great first impression, providing warmth, comfort and luxury in abundance. **POWER-RELEASE FOLD-**

**AND-TUMBLE SECOND-ROW SEATS** A simple touch of a button sends the second row in motion, making it infinitely more convenient for rear passengers to enter the spacious third row. **SPACE FOR EVERYTHING** With the third-row seats folded flat, the Escalade ESV offers 3,424 litres of cargo space and more storage compartments than ever before.

**CARGO MANAGEMENT SYSTEM** More storage means you can bring more of what matters to you. The system located behind the third row provides additional underfloor space. Simply lift the hinged door to find a compartment that's hidden from view yet easy to access. **CENTER**

**CONSOLE STORAGE** A smartphone deserves a smart console. That's why we created one with multiple USB ports and a layered soft-touch tray. It has an intelligently designed section for your electronic devices and overall room to accommodate a tablet or small laptop. And because not all things run on USB, there's a 230-volt power outlet.

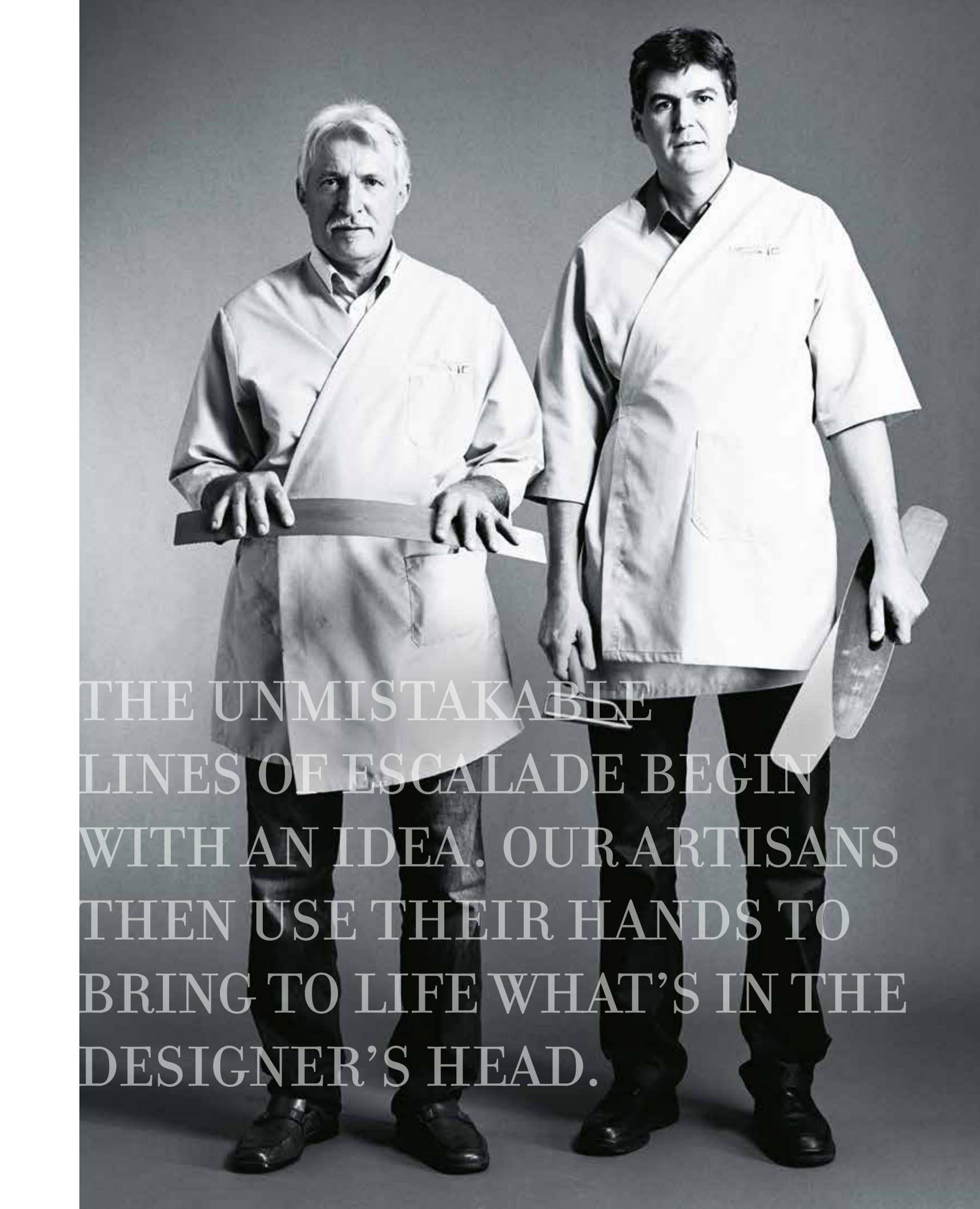






INTRODUCING ESCALADE PLATINUM -  
INDULGENCE ON A MUCH GRANDER SCALE.



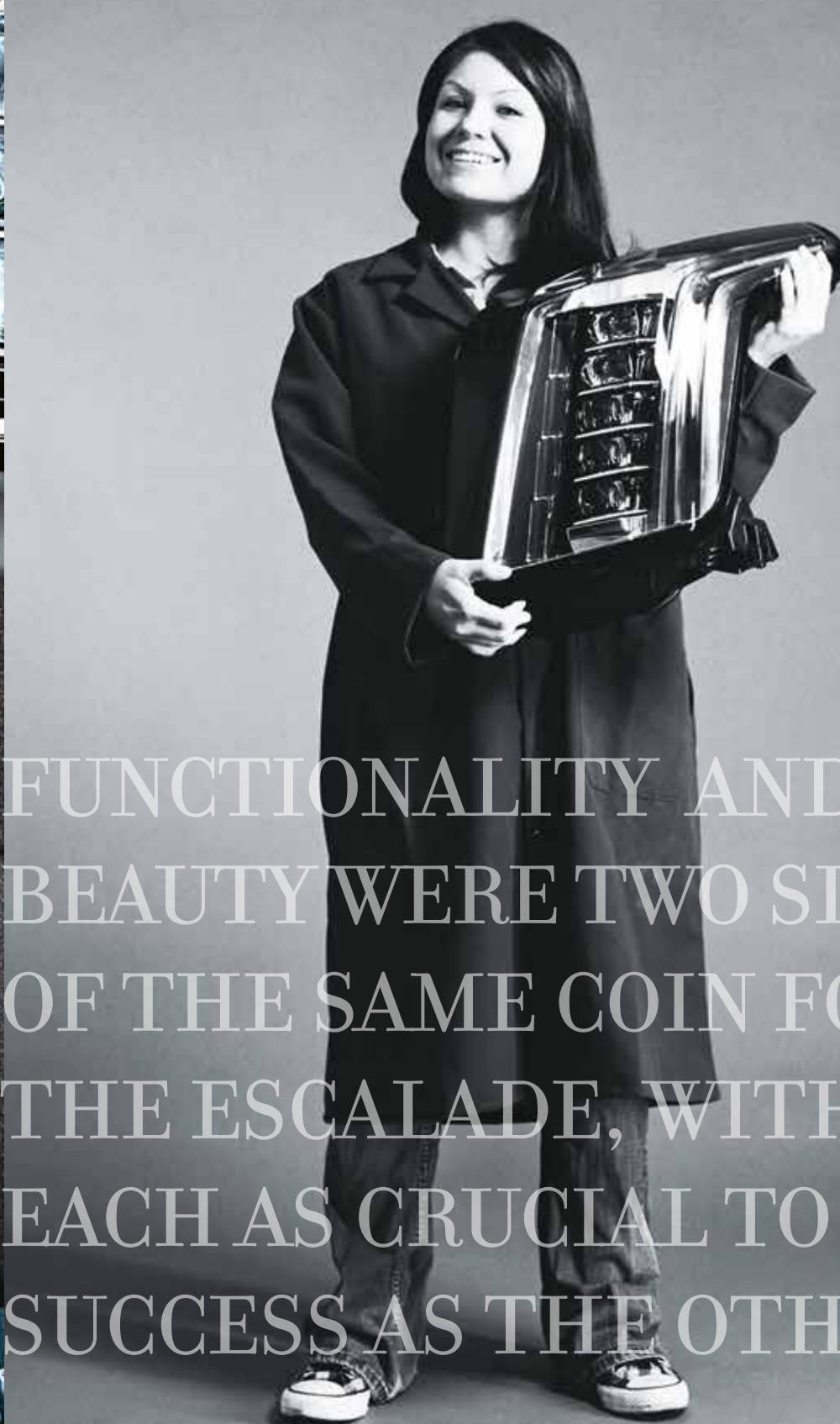
Two men in white lab coats stand against a grey background. The man on the left is older with white hair, and the man on the right is younger with dark hair. They are both holding a long, thin, light-colored strip of material, possibly a piece of fabric or paper, which they are presenting together. The man on the right is also holding a large, flat, light-colored object, possibly a piece of wood or a large sheet of paper.

THE UNMISTAKABLE  
LINES OF ESCALADE BEGIN  
WITH AN IDEA. OUR ARTISANS  
THEN USE THEIR HANDS TO  
BRING TO LIFE WHAT'S IN THE  
DESIGNER'S HEAD.



**UNCOVERING OUR LATEST ICON TOOK THE STROKES OF GENIUSES.** This is not a computer model. This is not a concept 3-D drawing. This is literally a mobile work of art, sculpted by dedicated hands. Every line, every bevel and every curve has been painstakingly rendered by artisans who live and love their craft.



A woman with long dark hair, wearing a dark coat and jeans, is smiling and holding a large, rectangular chrome grille. The background is a plain, light gray wall. On the far left and right edges of the image, there are vertical strips showing close-up details of a car's front and rear lights, respectively.

FUNCTIONALITY AND  
BEAUTY WERE TWO SIDES  
OF THE SAME COIN FOR  
THE ESCALADE, WITH  
EACH AS CRUCIAL TO  
SUCCESS AS THE OTHER.

A man with glasses, wearing a dark suit jacket over a white shirt, is standing and holding a large, rectangular taillamp. He is looking directly at the camera. The background is a plain, light gray wall. On the far left and right edges of the image, there are vertical strips showing close-up details of a car's front and rear lights, respectively.

THE ICONIC CADILLAC  
TAILLAMP SIGNATURE  
RECEIVED A MODERN  
INTERPRETATION AND,  
IN THE PROCESS, BECAME  
AN INSTANT CLASSIC.



#### ADVANCED FORWARD LIGHTING

There's brilliance behind the brilliance. Full LED headlamps – including industry-first Total Internal Reflectance LED high-beam technology – use less power while supplying greater performance and produce an exclusive and vibrant razor-like vertical light signature. In addition, cornering lamps engage when sensors indicate the vehicle is turning, projecting light to the side of the vehicle to better illuminate the path you're traveling.



#### LIGHT-BLADE LED TAILLAMPS

Our best shine bright. Full LED taillamps boast a clean, classic appearance, but that's far from the end of the story. These long-lasting lights also use less power and activate 200 milliseconds faster than an incandescent bulb, which could give the driver behind you extra time to react when it's most important.



## FORM AND FUNCTION PROUDLY DISPLAYED UNDER ONE ROOF.

### INTELLIBEAM HEADLAMPS

When oncoming headlamps are sensed or when taillamps are detected in front of you, IntelliBeam headlamps intuitively adjust between low and high beam. It's a perfect example of dim being bright.

### POWER-RETRACTABLE ASSIST STEPS

An engraved invitation to enter Escalade. Power-retractable assist steps feature LED lighting that illuminates the surrounding area to ease vehicle entry and help you find solid footing.<sup>1</sup>



### SURROUND VISION

Your eyes in the sky. To help ensure you're seeing the area around your Escalade when backing up, a series of cameras work together to provide a birdseye view of the vehicle and the areas immediately surrounding it. This view, projected on the Cadillac CUE screen, helps increase your awareness, and that helps everyone.

### INVISIBLE REAR WIPER

This is what happens when artists and engineers design an SUV – you get a sleek and clean exterior. And a simple thing like a rear wiper is not going to get in the way of that. Instead of cutting into the beauty of Escalade, it is brilliantly concealed when not in use, clearing your rear vision while enhancing its bold aesthetics.

### HANDS-FREE POWER LIFTGATE WITH PROGRAMMABLE MEMORY HEIGHT

With the keyless access fob in your pocket or purse, you simply place your foot under the rear bumper to both open and close the liftgate, delivering a truly hands-free experience. The memory height function lets you program how high the gate will open, which is important for those who have a garage with a low ceiling.

### 22-INCH WHEELS

Standard 22-inch wheels don't just turn heads. They're crafted with a full-forming process to help save weight while creating a strong wheel. And the tires on Escalade have been engineered to balance incredible traction and optimal fuel economy.

<sup>1</sup>. Not available if optional 2nd row bench seats are ordered (8-seater models).

EVERY ESCALADE  
MAKES A STATEMENT.



ESV JUST MAKES  
A BIGGER ONE.



As with every aspect of this icon, the additional half a metre of **ESCALADE ESV** isn't just for show. The extra room provides generous luxury for up to eight passengers – including nearly 25 centimetres of third-row legroom. There's 3,424 litres of cargo capacity with all seats folded – that's almost 760 litres more than the standard wheelbase Escalade – not to mention 1,113 litres behind the third row. And the ESV was designed with larger rear doors that open wide to allow easy entry or exit, proving we'll go to great lengths to make sure you're fully accommodated.

BETTER DOESN'T  
ALWAYS MEAN BIGGER.




The 6.2L V8 engine, paired with a smooth-shifting 6-speed automatic transmission, is the beast inside the beauty. **INCREASED HP AND TORQUE** Our engineers took the challenge: leverage advanced technology to get more out of an already legendary powerplant. The end result is 426 hp and 610 Nm of torque – impressive leaps over the previous generation. **SPARK IGNITION DIRECT INJECTION** injects gasoline directly into the combustion chamber of each cylinder, enabling improvements in horsepower, torque and fuel efficiency. **VARIABLE VALVE TIMING** controls the valves during intake and exhaust, allowing the engine to operate more efficiently and, at the same time, helps improve low-rpm torque and high-rpm horsepower. Escalade achieves **EXCEPTIONAL V8 FUEL ECONOMY** thanks in part to **ACTIVE FUEL MANAGEMENT**, which deactivates four cylinders when added power is not needed, such as at cruising speed.




**The luxury of 4WD:** Selectable four-wheel drive – with a single speed transfer case – only seems like a luxury until you need it. **Magnetic Ride Control suspension:** This technology adds balance to the athletic performance of Escalade with driver-selectable Touring and Sport modes. It reads the road up to 1,000 times a second as magnetic particles suspended in fluid react to a magnetic field that adjusts the suspension to ever-changing road conditions. Like a gymnast balancing on a beam, Magnetic Ride Control gives Escalade a ride of almost supernatural grace.

IN THIS CASE, "OVERPROTECTIVE"  
IS A COMPLIMENT.



Safety starts with a strong foundation. And every Escalade has one, including a safety cage constructed using ultra-high-strength steel alloys. Safety is further enhanced with crumple zones (shown in red) designed to help protect you and your passengers when the unexpected happens. And since there's safety in numbers, the Escalade is equipped with seven strategically located airbags, including the first-ever luxury SUV **FRONT CENTRE AIRBAG** designed to help reduce the risk of injury to the driver and passenger in a side-impact situation. Vehicle protection is serious business. So we've equipped all our Escalades with the seriously protective **THEFT-DETERRENT PACKAGE**, Theft-Deterrent Package, including glass breakage, interior motion and inclination sensors, door lock shields, and a self-powered horn.

ESCALADE HOLDS SELF-AWARENESS  
IN THE HIGHEST REGARD.



LANE CHANGE ALERT

SIDE BLIND ZONE ALERT

LANE DEPARTURE WARNING

FORWARD COLLISION ALERT,  
AND ADAPTIVE CRUISE CONTROL

The standard **DRIVER AWARENESS PACKAGE** includes a class-exclusive **SAFETY ALERT SEAT** that sends pulses through the seat cushion on the left or right or simultaneously, alerting you to a variety of potential hazards as well as the direction they're coming from; **FORWARD COLLISION ALERT** that uses a forward-facing front camera to detect and warn you when an impact may be imminent; and **LANE DEPARTURE WARNING** that monitors road lines and alerts you when the vehicle begins to drift into another lane without the use of a turn signal. **REAR CROSS-TRAFFIC ALERT**, which uses sensors to sweep the left and right areas to the sides of your Escalade when you back out of parking spots and alerts you to approaching vehicles; **SIDE BLIND ZONE ALERT**, which alerts you with a side-mirror warning icon if a vehicle is in your blind spot before you merge or make a lane change; and **LANE CHANGE ALERT**, which surveys the areas well beyond the side blind zones and flashes the side-mirror warning icon to alert you of rapidly approaching vehicles. A **DRIVER ASSIST PACKAGE** standard as well and features



**ADAPTIVE CRUISE CONTROL**, which uses forward-looking radar and camera technology to naturally maintain a driver-selected following distance from the vehicle ahead, even in stop-and-go traffic. **INTELLIGENT BRAKE ASSIST** systems can detect vehicles in front or objects in the rear and, in certain situations, pre-fills the brakes to help reduce braking time. **AUTOMATIC SAFETY BELT TIGHTENING** helps keep your belt precisely where it needs to be.








# EXTERIOR COLOURS

**TRICOAT** | A meticulous 3-layer process that results in a dramatic hue-shifting color.


**TINTCOAT** | A premium 2-layer paint application with the addition of a tinted clearcoat, lending the finish an extra depth and brightness.




Dark Granite  
Metallic




Black  
Raven



Majestic Plum  
Metallic




White Diamond  
Tricoat



Radiant Silver  
Metallic



Crystal Red  
Tintcoat



Silver Coast  
Metallic



Terra Mocha  
Metallic

## PREMIUM COLLECTION



360 DEGREE CAMERA



POWER FOLDING 2ND AND 3RD ROW SEATING



REAR SEAT ENTERTAINMENT SYSTEM  
including 9" screen player

Immerse yourself in the Premium Collection and discover unsurpassable excellence in every detail. The cutting-edge Surround Vision 360° camera automatically activates when in reverse, providing a panoramic view of the area behind the vehicle. The cutting-edge, voice-activated CUE provides an advanced customisable entertainment and communications interface with 3D Navigation, all showcased through the striking 8" full-colour touch screen. The Escalade's 22" aluminium wheels with chrome inserts will turn heads, while Power Folding 2nd and 3rd Row Seating will give you that often needed extra cargo capacity. Passengers can sit back and be endlessly entertained with the Rear Seat Entertainment System, including a 9" Overhead Screen Player and Dual 7" Head restraint Screens all with cinema-sharp, Tri-play capability.

## PLATINUM COLLECTION



18-WAY POWER ADJUSTABLE FRONT SEATS,  
including multidirectional massage function for driver's seat




22" PREMIUM PAINTED ALLOY WHEEL  
WITH CHROME INSERTS



DUAL 7" DIAGONAL SCREENS IN THE  
FRONT HEAD RESTRAINTS

Travel in unrivalled comfort and style with the distinctive Platinum Collection. Luxury starts on the outside with 22" Premium Painted Alloy Wheels complete with chrome inserts, a highly detailed grille finish and the unmistakable Cadillac badge forged out of Platinum. The incomparable quality continues inside with luxurious, supple leather enveloping the interior. Sueded Microfibre Headliners, exclusive two tone wood paneling and Nappa semi-Aniline leather give an unprecedented level of distinction. Power Side-Assist Steps and Front Floor Compartment with cooler are the extra touches of luxury that make for an unmistakably elegant ride. You can de-stress while you drive with the tension-relieving, multidirectional massage seat.

# INTERIOR THEMES



**KONA BROWN** Mulan Full Leather Seats<sup>1</sup> / Jet Black Dashboard Accents / Natural Finish Elm Wood Trim  
Available on Premium Collection.



**TUSCAN BROWN** Nappa Semi-Aniline Full Leather Seats<sup>2</sup> / Tuscan Brown Dashboard Accents  
Natural Finish Crème Laurel Wood Trim / Sueded Microfiber Headliner  
Available on Platinum Collection.

1. Late availability: available to order from Summer 2015. 2. Mulan leather on third-row seating.



**JET BLACK** Nappa Semi-Aniline Full Leather Seats<sup>1</sup> / Jet Black Dashboard Accents  
Sumi Black Tamo Ash Wood Trim / Sueded Microfiber Headliner  
Available on Platinum Collection.

**JET BLACK** Mulan Leather Seating Surfaces / Jet Black Dashboard Accents / Santos Palisander Wood Trim  
Available on Premium Collection.



**SHALE** Mulan Leather Seating Surfaces / Cocoa Dashboard Accents / American Walnut Wood Trim  
Available on Premium Collection.



1. Mulan leather on third-row seating.

# WHEELS



**22" 7-SPOKE PREMIUM PAINTED WHEELS WITH CHROME INSERTS**

Standard on Escalade and Escalade ESV and includes P285/45R22 all-season tyres

**22" PREMIUM PAINTED WHEELS WITH CHROME INSERTS**

Standard on Escalade and Escalade ESV Platinum Collection and includes P285/45R22 all-season tyres



**22" DUAL 7-SPOKE PREMIUM PAINTED WHEELS WITH ULTRA-BRIGHT MACHINED FINISH**

available on Escalade and Escalade ESV Premium Collections and includes P285/45R22 all-season tyres



# TECHNICAL SPECIFICATIONS

## ESCALADE



DIMENSIONS	FRONT	REAR	CAPACITY	
Headroom (mm)	1087	968	Cargo Volume (litres) Maximum	2668
Hip room (mm)	1547	1252	Behind second row	1461
Legroom (mm)	1151	630	Behind third row	431
Shoulder room (mm)	1648	1590	Seating	7/8
			Fuel capacity (litres)	98

ENGINE SPECS	ESCALADE 6.2L V8 AWD
Engine Description	6.2L V8 direct injection petrol engine with variable valve timing and cylinder deactivation technology
Displacement	6162 cm <sup>3</sup>
Power Output	426 hp/313 kW @ 5600 rpm
Torque	610Nm @ 4100 rpm
Gears/Transmission	6-speed automatic, electronically controlled with overdrive and tow/haul mode
Fuel	Petrol
Top Speed	180 km/h
Acceleration (0-100 km/h)	6.7 seconds
Towing Capacity (kg) (unbraked/braked)	750/3100 <sup>1</sup>
Curb Weight (kg)	2751
Maximum Allowable Weight (kg)	3311

1. If power-fold-and-tumble 2nd row bench split-folding seats are ordered maximum towing capacity is 3000kg.

## ESCALADE ESV



DIMENSIONS	FRONT	REAR	CAPACITY	
Headroom (mm)	1087	978	Cargo Volume (litres) Maximum	3424
Hip room (mm)	1547	1252	Behind second row	2172
Legroom (mm)	1151	876	Behind third row	1113
Shoulder room (mm)	1648	1590	Seating	7/8
			Fuel capacity (litres)	117

ENGINE SPECS	ESCALADE ESV 6.2L V8 AWD
Engine Description	6.2L V8 direct injection petrol engine with variable valve timing and cylinder deactivation technology
Displacement	6162 cm <sup>3</sup>
Power Output	426 hp/313 kW @ 5600 rpm
Torque	610Nm @ 4100 rpm
Gears/Transmission	6-speed automatic, electronically controlled with overdrive and tow/haul mode
Fuel	Petrol
Top Speed	180 km/h
Acceleration (0-100 km/h)	6.9 seconds
Towing Capacity (kg) (unbraked/braked)	750/3000 <sup>2</sup>
Curb Weight (kg)	2857
Maximum Allowable Weight (kg)	3402

2. If power-fold-and-tumble 2nd row bench split-folding seats are ordered maximum towing capacity is 2600kg.

# Cadillac

## PARTNER

Whether you are at home or on the road, our Cadillac Partner is there to offer you truly personal assistance. Count on us to arrange service appointments, answer questions about your new Cadillac and ensure you are always satisfied with your ownership experience. To find the Cadillac Partner closest to you, visit [cadillaceurope.com](http://cadillaceurope.com).



### WARRANTY

As a Cadillac owner, you expect nothing less than premium service and protection. Which is why your new Cadillac comes with a full 3-year or 100,000-km warranty (whichever comes first), plus a 6-year rust-through guarantee. All backed by an experienced Cadillac service team that will handle any issues with confidence and care. For more details, ask your Cadillac Partner.


### CADILLAC SALES AND SERVICE SPECIALISTS

Whether you are at home or on the road, your Cadillac sales and service specialists are there to offer you truly personal assistance. Count on them to arrange service appointments, answer questions about your new Cadillac and ensure that you are always satisfied with your ownership experience. To find the Cadillac sales and service specialists closest to you, visit [cadillaceurope.com](http://cadillaceurope.com).



### CADILLAC ROADSIDE ASSISTANCE

In the event of an emergency, help is only a phone call away. Contact Cadillac Roadside Assistance, and we'll come to you as quickly as possible – 24 hours a day, 365 days a year. If we can't return you to the road straightaway, we'll take you to the nearest Cadillac Partner. Cadillac Roadside Assistance is yours free of charge for a period of 36 months from the date of registration. Ask your local Cadillac Partner for details.



*Cadillac*®

	CO <sub>2</sub> EMISSIONS (g/km) COMBINED	FUEL CONSUMPTION (l/100 km)			FUEL-EFFICIENCY CATEGORY									
		URBAN	EXTRA-URBAN	COMBINED	BE	CH	DE	DK	ES	FR	LU	NL	UK	
Escalade	302	18.0	10.3	13.1	G	G	E	G	D	G	G	G	M	
Escalade ESV	302	18.0	10.3	13.1	G	G	E	G	B	G	G	E	M	

Fuel consumption data and CO<sub>2</sub> emission data are determined according to Regulation (EC) No. 715/2007, taking into consideration the vehicle mass in running order, as specified by the regulation. Additional equipment may lead to slightly higher results than the stated fuel consumption and CO<sub>2</sub> figures. The figures for fuel consumption and CO<sub>2</sub> emissions do not relate to a specific vehicle and are not part of an offer. They are provided only for the purpose of comparison between different vehicle types. Average CO<sub>2</sub> emission of all new cars sold in Switzerland: 148g/km.

Kerb weight (kg): The specified value accounts for a 90 per cent filled fuel tank as well as 68 kg for the driver and 7 kg for luggage. The kerb weight applies to vehicles with standard equipment. Optional equipment may increase this value. Rated power output: For petrol engines, Cadillac recommends using Super unleaded RON 95. Fuel qualities unleaded with RON 95 and above as well as a maximum ethanol volume of 10 per cent (E10) are permissible. Information on power and consumption relates to operation with RON 98 fuel.

PLEASE NOTE: The vehicles shown in this brochure are for illustration purposes only. European specifications may vary. Some illustrations feature special equipment that is not included in standard delivery. The information contained in this brochure was accurate at the time of going to press. We reserve the right to make changes in design and equipment. The colours printed in the brochure only approximate actual colours. Illustrated optional equipment is available at extra charge. Availability, technical features and equipment provided on our vehicles can vary from one market to another and may change without prior notice. Information on recycling design and End of Life Vehicles (ELV) can be found on [cadillaceurope.com](http://cadillaceurope.com). For precise information on the equipment provided on our vehicles, please contact your local Cadillac sales and service specialist. This material shall not be reprinted, in whole or in part, without the express written permission of General Motors.

© 2015 General Motors. All rights reserved. [cadillaceurope.com](http://cadillaceurope.com), Cadillac Europe, a department of Chevrolet Europe GmbH, a company registered under the Laws of Switzerland and having its registered office at Stelzenstrasse 4, 8152 Glattpark, Switzerland.



*Cadillac*<sup>®</sup>

[cadillaceurope.com](http://cadillaceurope.com)