

CR-V



BLUE SKIES FOR OUR CHILDREN

Images are shown for illustration purposes only and show a left hand drive vehicle. In the UK, the CR-V will be a right hand drive vehicle. These specification details do not apply to any particular product which is supplied or offered for sale. The manufacturers reserve the right to vary their specifications, including colours, with or without notice and at such times in such manner as they think fit. Major as well as minor changes may be involved. Every effort, however, is made to ensure the accuracy of the particulars contained in this brochure. This publication shall not constitute in any circumstances whatsoever an offer by the Company to any person. All sales are made by the Distributor or Dealer concerned subject to and with the benefit of the standard Conditions of Sale and Warranty given by the Distributor or Dealer, copies of which may be obtained from them on request. Whilst efforts are made to ensure specification accuracy, content is prepared several months in advance of circulation and consequently cannot always immediately reflect either changes in specification or in some isolated cases the provision of a particular feature. Customers are always advised to discuss available model line-up and specification details with the supplying Dealer especially if your model selection is dependant upon one of the features advertised. You accept that if you do go ahead and make a purchase or enter into any kind of transaction, whether for payment or not, you did so entirely in reliance on your own judgment and not in reliance on any verbal or written representations.



Honda (UK) - Cars Cain Road, Bracknell, Berkshire, RG12 1HL, Honda Contact Centre - Telephone: 0845 200 8000 www.honda.co.uk
A division of Honda Motor Europe Ltd. No. 857969 Registered in England and Wales Part No: CAR-CRV-0315 Issue Date: 03/15



Honda sources paper responsibly from manufacturers within the EU.
Please don't bin me, pass me onto a friend or recycle me.

CONTENTS

03 EXTERIOR DESIGN	35 UPHOLSTERY
07 INTERIOR EQUIPMENT	37 COLOURS
09 AUDIO & COMMUNICATION	39 OPTIONS
11 INTERIOR COMFORT	43 SPECIFICATION
13 INTERIOR SPACE	47 THE POWER OF DREAMS
15 TECHNOLOGY	
17 PERFORMANCE	
19 EFFICIENCY	
21 SAFETY	
25 YOUR CR-V	
27 MODEL LINE-UP	

BUILT FOR ADVENTURE

PACKED WITH INNOVATIVE TECHNOLOGY

Refined, distinctive and muscular, the stylish new CR-V is packed full of clever ideas and helpful innovation. It shares your spirit for adventure and gives you the flexibility and freedom to explore.





BOLD AND DISTINCTIVE

DYNAMIC DESIGN

The CR-V has a real presence, a powerful, contemporary shape that is enhanced by its bold, dynamic grille, sleek, sculpted integrated headlights and smart alloys. So wherever your journey takes you, mountain road or high street, you'll never look out of place.



ADVANCED SLEEK AND STYLISH

The CR-V's fluid lines have been carefully considered to enhance design and assist performance resulting in a sleek, dynamic look that also channels airflow more efficiently to improve fuel economy.

Design details such as the chrome tailgate garnish and rear skid plate give the CR-V an individual and purposeful look. The curved edges of the door mirrors harmonise with the overall design and reduce blind spots around the car. The dramatic windows offer superb all round visibility, not only making it easy to see out, but making it a pleasure to be seen in.



POWER TAILGATE*

A single press on the key fob button raises the tailgate, another push of the button and the door smoothly and securely closes again.

WELL EQUIPPED AND WELL THOUGHT OUT

Refined, spacious and intuitively designed.

The CR-V's cockpit ensures that every feature is positioned just where you need it, to keep the driver in full control at all times. The clean and elegantly laid out dashboard presents advanced driving technology in the simplest of ways, placing essential information directly in the line of sight, for instant readability.

This convenience is continued with our intelligent-Multi Information Display (i-MID) screen that provides useful information about your journey, with instinctive operation via controls located on the leather steering wheel*. This, together with the new Honda CONNECT touchscreen entertainment system, puts you in total control.



ENGINE START BUTTON*

The CR-V even makes life easier before you step inside, as Smart Keyless Entry locks and unlocks the doors and will also start the engine – without you having to search for the key.

*For more information on which grades these and other features are available on, please refer to specification pages 43-46.

Model shown is 1.6 i-DTEC 4WD EX with automatic transmission and black leather interior.

Images are shown for illustration purposes only and show a left hand drive vehicle.
In the UK, the CR-V will be a right hand drive vehicle and will show its speed in miles per hour.



KEEPING YOU CONNECTED

KEEPING YOU ENTERTAINED

We've developed innovative and intelligent technology that enhances every journey.

The CR-V incorporates the new Honda CONNECT⁹ in-car audio and information system which keeps you in touch with all the things you love in life, like your music and your friends, all within one central touchscreen display which can be controlled with smartphone-like operation.

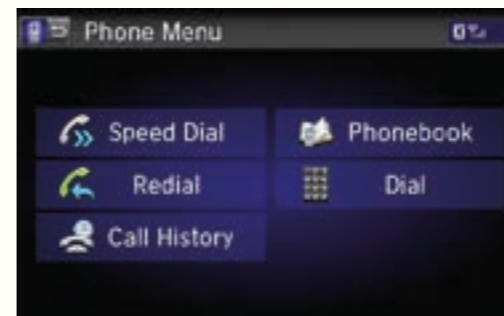
Honda CONNECT offers excellent connectivity to keep you in touch whilst on the road through Wifi tethering* or Mobile Wifi Router. The Honda CONNECT 7" touchscreen can be personalised with your favourite photos. It is also easy to select the soundtrack to your journey with Aha™ radio. You can listen to your favourite internet-delivered music services and radio programmes from around the world including news, weather, sports, podcasts and audiobooks.

The Bluetooth™ connectivity allows you to connect your smartphone to the Hands Free Telephone system within the car. Furthermore it is possible to browse the internet** on your touchscreen. Garmin's award-winning satellite navigation is available as an option in Honda CONNECT and uses a simple icon menu to provide you with real time traffic information, road speed limit warnings as well as access to 5 years free map updates. Honda CONNECT is also MirrorLink enabled***.



PERSONALISED HOME SCREEN†

Personalise Honda CONNECT by uploading your favourite photo as wallpaper. The display can be customised and personalised to suit your style.



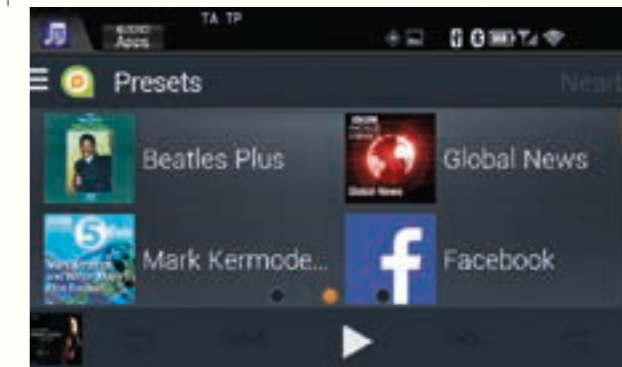
BLUETOOTH™ HANDS FREE TELEPHONE†

Use the intuitive touchscreen to access all your mobile phone contacts.



GARMIN NAVIGATION†

Garmin PhotoReal™ displays upcoming junctions with photo-realistic images of junctions and exits with arrow lane indication to provide clear guidance. The system also includes predictive routes, real-time traffic avoidance, road speed limit display, 3D building, terrain views and more.



AHA™

The Aha™ enables you to connect to internet radio, access your Facebook™ and Twitter™ accounts and find nearby restaurants and hotels.

†Data usage and roaming charges may result from using applications on Honda CONNECT. We recommend you check your mobile phone subscribed package.
 ††Function can only be used when the car is stationary.
 †††This feature is only available where user's smartphone is compatible with Honda CONNECT MirrorLink.
 ††††This feature is only available where user's smartphone display and gain access to their smartphone applications. This technology enables the user to mirror their smartphone display and gain access to their smartphone applications. For information on which grades these features are available on, please refer to specification pages 43-46.
 †††††Model shown is 1.6i HDTec 4WD EX.
 ††††††On the SE grade optional Honda CONNECT with Garmin Navigation & CD player is only available with optional Driver Assistance SafetyPack. For more information, please contact your local Honda dealer.



COMFORT

IT'S IN THE DETAIL

Welcome to your haven from a busy world. The CR-V's spacious interior has been designed to create a quiet, refined and relaxed ambience. It's a very pleasurable space to travel in, as a driver or passenger.

Soft touch material on the door panels and dashboard add extra quality, while a choice of seat fabrics, including leather in classic black or contemporary beige, add a genuine sense of comfort. Power lumbar support in the driver and passenger seats* can be adjusted for overall comfort whilst you drive, while the driver seat's electronic memory* records two programmable settings.



FRONT HEATED SEATS*

Both the driver and front passenger seats include two-stage heating.



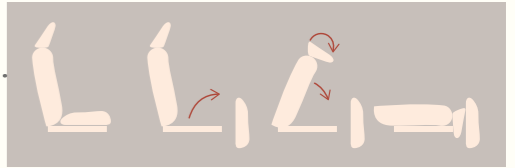
DRIVER MEMORY SEAT*

Allows up to two drivers to have their preferred seating position saved.

*For more information on which grades these and other features are available on, please refer to specification pages 43-46. Model shown is 1.6 i-DTEC 4WD EX with beige leather interior.



ONE-MOTION
FOLDING SEATS



ENJOY THE **FLEXIBILITY**

Developed with comfort and adaptability in mind, the CR-V is designed for maximum space and flexibility. Our engineers started at the front, creating more legroom for the driver and front passenger and increased all round visibility, making you feel more comfortable and confident when driving.

The rear seats, coupled with a reclining backrest and curved door linings, create more room for your passengers to relax in. The final result is an open and highly adaptable space that allows everyone to arrive refreshed, no matter how long or short the journey.

The handy one-motion folding seats mean creating space for bulky items is one motion away. Just by pulling each lever in the back or the strap at the side of the passenger seat, the rear seats fold seamlessly, creating a flat base in an instant, opening up to a generous 1146 litres of boot space*.

The 60:40 split rear seats fold to create a large amount of boot space and the flexibility to transport a range of different items to suit your lifestyle.



*Measurement based on luggage capacity to base of window with seats folded. Model shown is 1.6 i-DTEC 4WD EX with beige leather interior. Images are shown for illustration purposes only and show a left hand drive vehicle. In the UK, the CR-V will be a right hand drive vehicle.

ADVANCED TECHNOLOGY

REAL-WORLD EFFICIENCY

The CR-V is full of ideas and pioneering technology, working together to increase efficiency.

Take the new innovative 1.6 i-DTEC engine available on the four wheel drive CR-V, with 160PS and 350/Nm of torque and CO₂ as low as 129g/km for the manual transmission and 134g/km for the automatic transmission. That's more power and torque for you when you need it without compromising on economy.

Then there is the electronically controlled 4WD system. As front wheel drive is the default mode for standard driving conditions, the CR-V's 4WD automatically kicks in when loss of traction, caused by wet, icy or slippery surfaces, is detected. And because this upgraded system is always monitoring the road surface, it cleverly ensures that power is only given to the wheels that need it, being more fuel-efficient at the same time as delivering confidence-inspiring grip and stability.

Smooth power delivery is not the responsibility of the engine and 4WD system alone, which is why we've introduced the choice of a new 9-speed automatic transmission* for our advanced 1.6-litre diesel. Nine gears mean the right ratio is always available, making acceleration and deceleration smoother, maximising engine responsiveness and economy and reducing emissions.

9-SPEED AUTOMATIC TRANSMISSION*

Smooth, efficient power delivery with sporty 'S' mode.



*Available from Summer 2015. Please speak to your local dealer for further details.



Model shown is 1.6 i-DTEC 4WD EX in Passion Red Pearl with optional Honda SENSING. Images are shown for illustration purposes only and show a left hand drive vehicle. In the UK, the CR-V will be a right hand drive vehicle.



TRIED AND TESTED

PERFORMANCE

At Honda we take an engine and run it on full power. Not for a few hours, but for days. We cool it down, we heat it up. Again and again.

Then we take it all apart and check down to the very last component to see if it all works as it should. Mad? Possibly. Obsessive? Definitely. But the results speak for themselves. The 155PS 2.0 i-VTEC petrol engine features Variable Timing and Lift Electronic Control for optimised output at high engine rpm, and fuel efficiency at lower rpm. It's available as a 5-speed automatic with 4WD, or 6-speed manual transmission in a choice of 2WD or 4WD powertrains.

Our innovative 1.6 i-DTEC diesel engines give you a finely tuned balance of performance and efficiency. Available with 120PS on the 2WD version and 160PS when coupled with 4WD, they offer a lighter feel and more agile drive than other diesels, delivering 350Nm of torque and CO₂ emissions as low as 115g/km. The 9-speed automatic transmission* is available with our advanced 4WD technology, whilst the 6-speed manual transmission is offered on both the 2WD and 4WD models. We believe the 1.6 i-DTEC engine could be the future of diesel engines; we call it Earth Dreams Technology.



ECON BUTTON

To further help you drive efficiently and reduce emissions, simply press the ECON button.

CR-V THINKS ECONOMICALLY

CONSTANTLY MONITORING THE ROAD CONDITIONS

The CR-V comes with Honda's convenient Eco Assist.

To help you drive efficiently and reduce emissions, simply press the ECON button. Drive smoothly, avoiding heavy acceleration and braking, and the ambient meter around the speedometer glows green; brake or accelerate sharply and the ambient meter glows white.

The ECON button helps achieve maximum fuel efficiency in real-world driving situations. When activated, fuel economy is improved by adjusting the performance of the engine transmission, air conditioning and cruise control, to conserve fuel even further.



Please note, images are for illustration purposes and may differ depending on engine, transmission and optional technology available for each grade. Model shown is 1.6 i-DTEC 2WD SE. Images are shown for illustration purposes only and show a left hand drive vehicle. In the UK, the CR-V will be a right hand drive vehicle and will show its speed in miles per hour.



COMMITTED TO KEEPING YOU SAFE

A great deal of complex engineering is at work in the CR-V, keeping you and your passengers safe.

Honda is committed to building the very best safety features, most of which come as standard across all grades, as attested by the Euro NCAP 5 star rating the CR-V has been awarded, the maximum rating available in these independent crash tests.

Clever technology is always at work while you drive the CR-V and often you'll never know it's there, even when you're using it. It's all about co-operative control, with each safety feature working seamlessly together to give constant support to the driver.



HEADLIGHT TIMER OFF

Sometimes known as 'coming home lights', this system allows you to let your headlights stay on for up to 60 seconds after you have turned off the engine, lighting your way as you leave the CR-V.

ACTIVE CORNERING LIGHTS^A

The earlier you see changes in the road ahead, the quicker you can react to them, especially on dark or poorly lit roads. The Active Cornering Light illuminates the turning you are about to take, from the moment you indicate or turn the steering wheel.

VEHICLE STABILITY ASSIST

Monitors all four wheels independently and calculates the precise amount of power or braking force needed to regain control if traction is lost. In slippery conditions, it manages engine torque and braking to each wheel, reducing speed to a point that allows safe and consistent travel.

TRAILER STABILITY ASSIST



When towing, Trailer Stability Assist constantly monitors the movement of the trailer relative to the CR-V and if it sees too much difference (for instance in a cross-wind or when changing lane), it steps in before things get dangerously out of line.

By adjusting engine torque and applying precisely the right amount of braking to the relevant wheels, Trailer Stability Assist brings the payload back into alignment.

HILL DESCENT CONTROL^B

Hill Descent Control allows a smooth and controlled hill descent at the push of a button, without the driver needing to touch the brake pedal. The system monitors the speed of the vehicle as it descends and if the vehicle accelerates without any driver input, the system will automatically apply the brakes to slow the CR-V down.

^AAvailable with automatic transmission only.
^BAvailable on SR and EX grades only.

SRS AIRBAGS

For maximum protection, the front airbags use a two-stage inflator allowing the timing and force of deployment to vary according to severity of impact. Side curtain airbags protect the driver and passengers in the front and back in the case of a side-on collision, working in conjunction with the 3-point Emergency Locking Retractor seatbelts.

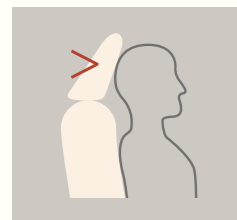
ELECTRONICALLY CONTROLLED 4WD SYSTEM

Real Time All Wheel Drive with Intelligent Control System gives the CR-V completely automatic, smooth four wheel capabilities in rain and snow and on dirt roads and dry tarmac.

MOTION ADAPTIVE - ELECTRIC POWER STEERING

Motion Adaptive-Electric Power Steering is a new piece of technology that works closely with Vehicle Stability Assist; in the case of oversteer (typical in snow or on an icy road), it increases the effort needed to add steering to the inside of the curve and lightens effort to counter steer in the opposite direction, at the same time applying the brakes to the outside wheels only. In other words, it helps you drive correctly, and naturally, out of the situation in complete control.

WHIPLASH MITIGATION FRONT SEATS



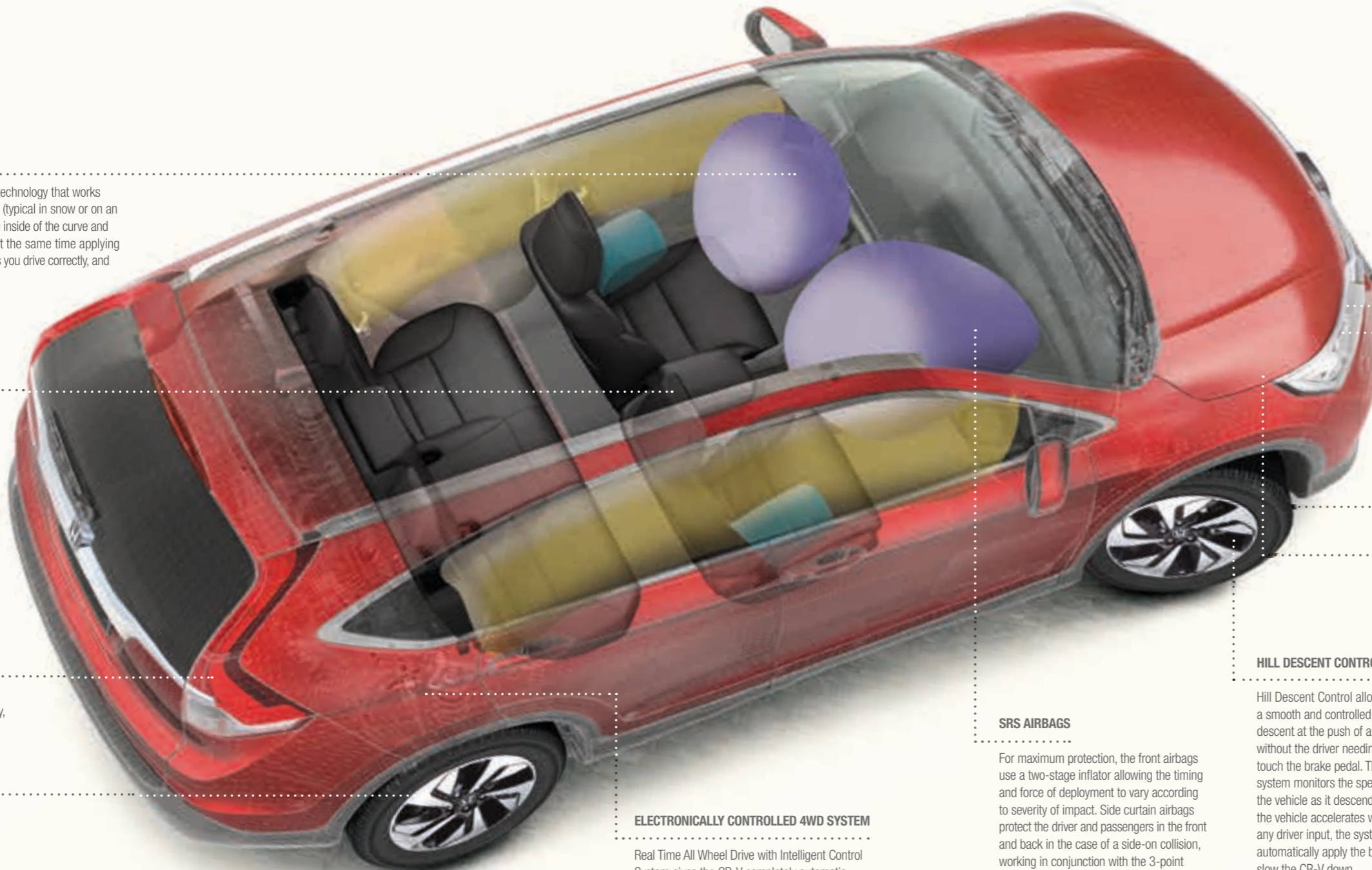
In the event of a collision, the seatback springs are optimised so that the seat will more equally absorb the occupant's impact, in a manner that can minimise the severity of a whiplash injury.

EMERGENCY STOP SIGNAL

Emergency Stop Signal rapidly flashes the hazard warning lights, warning following drivers if you need to brake heavily, reducing the possibility of a rear end collision.

HILL START ASSIST

Hill Start Assist prevents roll back when starting on an incline. Using a slope sensor the brake pressure is controlled, keeping the car stationary for 1½ seconds after you release the brake pedal.



ADVANCED TECHNOLOGY

ADVANCED SAFETY

Everyone wants to protect their family.

And no-one understands this more than us, which is why we offer Driver Assistance Safety Pack technologies.

The City-Brake Active System[†], which is standard on all grades, monitors the traffic in front of the car and warns of a forward collision, allowing the driver time to take action, even applying emergency braking to reduce speed as much as possible if no action is taken by the driver.

You can get that extra peace of mind by taking advantage of our most advanced technologies, such as our Lane Departure Warning alarm and the clever Forward Collision Warning, which monitors the area around the car to help you avoid collisions and keeps everyone that bit safer.

DRIVER ASSISTANCE SAFETY PACK*

**Forward Collision Warning**

Should the front camera pick up a car in front, the system warns of a front-on collision, allowing you time to take action.

Blind Spot Information

Making lane changes and overtaking safer, this innovation warns you when vehicles are detected in your blind spot.

Highbeam Support System

The Highbeam Support System assesses the driving conditions around you and switches automatically between high and low beam.

**Traffic Sign Recognition System**

Traffic Sign Recognition System identifies traffic signs up to 100m away and relays this information to the driver via the i-MID as you pass them. Two signs can be displayed at any one time.

**Lane Departure Warning**

When road lines are detected and the car deviates from your current lane without indicating, Lane Departure Warning alerts you to the fact with audible and visual warnings.

Cross Traffic Monitor

When reversing, the Cross Traffic Monitor can detect approaching vehicles from either side and warns the driver of imminent danger. The warning appears on the i-MID.

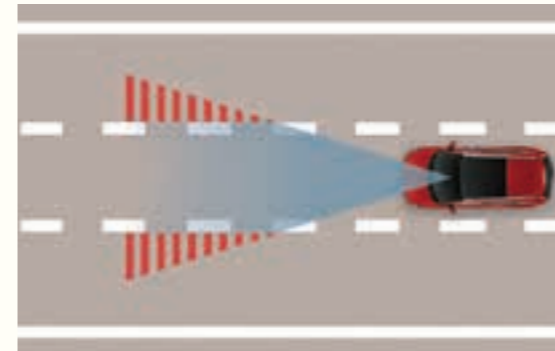
HONDA SENSING

Honda SENSING is a suite of technologies which includes all the safety features of the Driver Assistance Safety Pack, with the addition of Collision Mitigation Braking System, intelligent-Adaptive Cruise Control and our Lane Keeping Assist System.

Honda SENSING can help you sense things you might miss whilst driving, not only vehicles but pedestrians as well. Providing enhanced collision mitigation to help you avoid an accident by giving the driver visual and audible warnings and if necessary, applying automatic braking.

LANE KEEPING ASSIST SYSTEM**


Lane Keeping Assist System uses a camera mounted behind the rear view mirror, which constantly 'senses' the line marking on the road. Lane Keeping Assist System emits an audible warning if the vehicle drifts off course, and automatically corrects the steering to get you back on track, helping you to stay in your lane safely.

**COLLISION MITIGATION BRAKING SYSTEM****

The Collision Mitigation Braking System assists your braking to help you avoid or minimise the chances of hitting the vehicle ahead of you in traffic. Even at lower speeds it is able to detect pedestrians, alerting you to imminent danger.

**Primary & Secondary Stage:**

An alarm sounds accompanied by a warning visual on the i-MID.

**Third Stage:**

Light braking is then applied, and, if an accident is still imminent, the Collision Mitigation Braking System applies forceful braking.

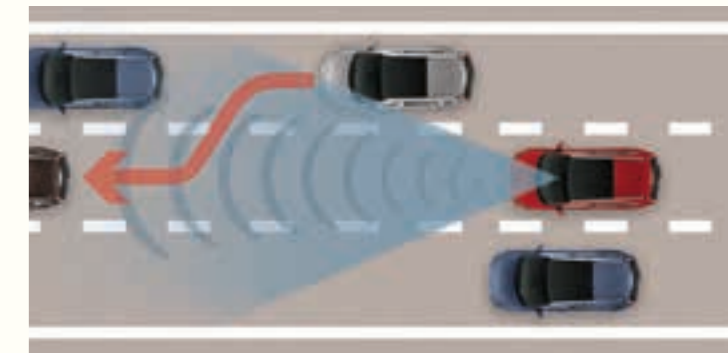
**Fourth Stage:**

The braking activates the E-pretensioners which pull the seatbelts with enough force to restrain you and your front passenger to reduce the impact of the collision.

INTELLIGENT-ADAPTIVE CRUISE CONTROL**

intelligent-Adaptive Cruise Control allows you to set both speed and distance from the vehicle in front, constantly monitoring and adjusting your speed as necessary, making motorway driving easier than ever.

Demonstrating Honda's commitment to advanced technology and safety, intelligent-Adaptive Cruise Control not only monitors vehicles in front of your CR-V but also those in neighbouring lanes predicting when a vehicle will cut in front of you up to five seconds before it occurs.



[†]City-Brake Active System operates 3-20 mph. Images are shown for illustration purposes only and show a left hand drive vehicle. In the UK, the CR-V will be a right hand drive vehicle. ^{*}On the SE grade optional Driver Assistance Safety Pack is only available with optional Honda CONNECT with Garmin Navigation & CD player. For more information, please contact your local Honda dealer.

^{**}For more information on which grades these and other features are available on, please refer to specification pages 43-46.

Honda
SENSING



WHAT DOES
YOUR CR-V
LOOK LIKE?

Model shown is 1.6 i-DTEC EX in Passion Red Pearl with optional Honda SENSING.

S grade

1.6 i-DTEC 120PS 2WD

6-Speed manual transmission

2.0 i-VTEC 155PS 2WD

6-Speed manual transmission

17" alloy wheels

Fabric upholstery
 Shark fin antenna
 Ignition lock illumination
 Boot light
 Courtesy light
 Ambient light (roof)
 Halogen headlights
 LED daytime running lights
 Headlight on/off timer (coming home/leaving home function)

ECON mode
 intelligent-Multi Information Display (i-MID)
 Idle stop (manual transmission only)
 Electric Power Steering (EPS)
 Motion Adaptive EPS

1CD tuner
 DAB radio
 Aux jack
 USB jack†
 4 speakers
 Bluetooth™ Hands Free Telephone (HFT)
 Steering wheel remote controls

Climate control dual auto A/C
 Cruise control with speed limiter
 Rear wiper
 Front and rear power windows
 One touch power window
 Aspheric door mirror
 Tilt and telescopic steering wheel
 Electric adjustable and heated door mirrors
 Driver seat manual height adjustment
 Driver seat power lumbar support
 Driver and front passenger seat arm rest
 Rear seat centre armrest
 Driver and passenger seat back pockets



Magic Seats
 Sunvisor vanity mirror
 Sunglass box
 Accessory sockets (front, centre and boot)
 Cargo net hook

Engine immobiliser
 Security alarm system
 Tonneau cover

City-Brake Active System
 Driver i-SRS airbag (dual stage inflation)
 Passenger SRS airbag with cut off switch
 Side airbags (front)
 Side curtain airbags (front and rear)
 Anti-Lock Braking System (ABS)

Electronic Brakeforce Distribution (EBD)
 Brake Assist
 Trailer Stability Assist (TSA)
 Vehicle Stability Assist (VSA)
 Hill Start Assist (HSA)
 ISO Fix points
 Tyre Deflation Warning System (DWS)

Optional:
 Honda CONNECT with Garmin navigation,
 CD player, AM/FM/DAB tuner, internet radio,
 Aha™ app integration* and internet browsing*
 2x USB/HDMI connection†



BLUETOOTH™ HANDS FREE TELEPHONE

Images are shown for illustration purposes only and show a left hand drive vehicle. In the UK, the CR-V will be a right hand drive vehicle and will show its speed in miles per hour.
 *Connectivity for Aha™ app (including internet radio) and for internet browsing is through Wifi tethering or Mobile Wifi Router. Data usage and roaming charges may result from using applications on Honda CONNECT. We recommend you check your mobile phone subscribed package. Internet browsing function can only be used when the car is stationary.
 †Note: Honda CONNECT is also MirrorLink enabled (this feature is only available where user's smartphone is compatible with Honda CONNECT MirrorLink).
 ‡Always use the recommended USB flash memory device. Some USB memory devices may not work in this audio unit.
 For full specification of this grade please refer to pages 43-46.



Security alarm system

Designed to keep your CR-V safe and secure.

Climate control auto A/C

Climate control will keep the car at a given temperature automatically.



Electric driver lumbar support

Driver's lumbar support can be adjusted for comfort and hold.



City-Brake Active System

Operates when the vehicle is travelling at less than 20mph to help prevent low speed accidents.

Cruise control with speed limiter

Electronic cruise control enables you to maintain a steady cruising speed, reducing the stress of driving long distances.

SE grade

1.6 i-DTEC 160PS 4WD

6-Speed manual transmission
9-Speed automatic transmission⁴

1.6 i-DTEC 120PS 2WD

6-Speed manual transmission

2.0 i-VTEC 155PS 2WD/4WD

6-Speed manual transmission
5-Speed automatic transmission (4WD only)

17" alloy wheels

In addition to features available on the S grade, the features on the SE grade include:

Leather wrapped steering wheel
Front fog lights
Instrument panel inlay (alloy effect)

Honda CONNECT 7" touchscreen display with:
AM/FM/DAB tuner, internet radio, Aha™ app integration* and internet browsing*
2 x USB/HDMI connection†
6 speakers
Bluetooth™ Hands Free Telephone (HFT)
Rear parking camera

Rear A/C vent
Rain sensing auto wipers
Dusk sensing lights
Auto dim rear view mirror
Front and rear parking sensors
Rear one touch power window (up/down)
Remote power window (key fob operation)
Electrically retractable door mirrors
Remote retractable door mirrors (key fob operation)
Exterior mirror tilt for reverse
Illuminated vanity mirrors
Paddle shift (automatic transmission only)
Glove box light
Hill Descent Control (HDC) (4WD only)

Ultrasonic sensor



Optional:

Honda CONNECT with Garmin Navigation & CD player, in combination with Driver Assistance Safety Pack, including:

- Forward Collision Warning
- Traffic Sign Recognition System
- Lane Departure Warning
- Blind Spot Information incl. Cross Traffic Monitor
- Highbeam Support System



REAR PARKING CAMERA

Images are shown for illustration purposes only and show a left hand drive vehicle. In the UK, the CR-V will be a right hand drive vehicle and will show its speed in miles per hour.

⁴Available from Summer 2015. Please speak to your local dealer for further details.

*Connectivity for Aha™ app (including internet radio) and for internet browsing is through Wifi tethering or Mobile Wifi Router. Data usage and roaming charges may result from using applications on Honda CONNECT. We recommend you check your mobile phone subscribed package. Internet browsing function can only be used when the car is stationary.

Note: Honda CONNECT is also MirrorLink enabled (this feature is only available where user's smartphone is compatible with Honda CONNECT MirrorLink).

[†]Always use the recommended USB flash memory device. Some USB memory devices may not work in this audio unit.

For full specification of this grade please refer to pages 43-46.

Honda CONNECT

Intuitive touchscreen in-car entertainment.

Rain sensitive wipers

Rain-sensing windscreen wipers activate when moisture is detected on the windscreen and automatically adjust their speed as needed.



Leather steering wheel

Gives your CR-V a luxurious feel.

Parking sensors

Parking sensors at the front and rear make getting into tight spaces easier. A recurring beep becomes more insistent the closer you get to an object.



Front fog lights

Providing additional light in poor conditions, making driving easier and safer.

Dusk sensing auto lights

Lights turn on automatically when the light drops significantly.



SR grade

1.6 i-DTEC 160PS 4WD

6-Speed manual transmission
9-Speed automatic transmission⁴

1.6 i-DTEC 120PS 2WD

6-Speed manual transmission

2.0 i-VTEC 155PS 4WD

6-Speed manual transmission
5-Speed automatic transmission

18" alloy wheels

In addition to features available on the SE grade, the features on the SR grade include:

Half alcantara, half leather interior
Heated seats
Driver and passenger ambient footwell light
Ambient door light
Silver roof rails
Privacy glass
Headlight washers
HID headlights with auto levelling
Active cornering lights
Highbeam Support System (HSS)

Honda CONNECT with Garmin navigation, CD player, AM/FM/DAB tuner, internet radio, Aha™ app integration* and internet browsing*
8 speakers (high power audio, 320 watt)


Passenger seat power lumbar adjust
Passenger seat height adjust



Optional:

Driver Assistance Safety Pack, including:

- Forward Collision Warning
- Traffic Sign Recognition System
- Lane Departure Warning
- Blind Spot Information incl. Cross Traffic Monitor



HALF ALCANTARA, HALF LEATHER SEATS

Images are shown for illustration purposes only and show a left hand drive vehicle. In the UK, the CR-V will be a right hand drive vehicle and will show its speed in miles per hour.
⁴Available from Summer 2015. Please speak to your local dealer for further details.
*Connectivity for Aha™ app (including internet radio) and for internet browsing is through Wifi tethering or Mobile Wifi Router. Data usage and roaming charges may result from using applications on Honda CONNECT. We recommend you check your mobile phone subscribed package. Internet browsing function can only be used when the car is stationary. Note: Honda CONNECT is also MirrorLink enabled (this feature is only available where user's smartphone is compatible with Honda CONNECT MirrorLink). For full specification of this grade please refer to pages 43-46.



Active Cornering Lights

Helping you to see the road ahead, by illuminating the turning you are about to take from the moment you indicate or turn the steering wheel.

Roof rails

Good looking and practical, much like the CR-V itself.

Privacy glass

Privacy glass creates a private space and reduces the amount of sunlight entering the rear of your CR-V.



HID headlights

Providing powerful light to make night driving easier and creating an iconic and individual look to your CR-V.



High-Power audio

Enjoy high quality sound through the advanced 320W audio system.

Ambient door pocket lighting and footwell

Subtle and smart blue light that highlights the door pocket area and footwell.

EX grade

1.6 i-DTEC 160PS 4WD

6-Speed manual transmission
9-Speed automatic transmission^A

2.0 i-VTEC 155PS 4WD

6-Speed manual transmission
5-Speed automatic transmission

18" alloy wheels

In addition to features available on the SR grade, the features on the EX grade include:

Full leather interior
Door step garnish
Panoramic glass roof

Power tailgate
Driver seat power adjust with memory

Smart keyless entry and start



Optional:

Driver Assistance Safety Pack, including:

- Forward Collision Warning
- Traffic Sign Recognition System
- Lane Departure Warning
- Blind Spot Information incl. Cross Traffic Monitor

Honda SENSING, including Driver Assistance Safety Pack features plus:

- Collision Mitigation Braking System
- Lane Keeping Assist
- intelligent-Adaptive Cruise Control



PANORAMIC GLASS ROOF

Images are shown for illustration purposes only and show a left hand drive vehicle. In the UK, the CR-V will be a right hand drive vehicle and will show its speed in miles per hour.
^AAvailable from Summer 2015. Please speak to your local dealer for further details.
For full specification of this grade please refer to pages 43-46.

Leather interior

Leather adds a touch of luxury to the already well appointed interior.



Power seats

Travel in comfort with driver memory seats saving up to two preferred seating positions.

Panoramic glass roof

Providing light, air and a feeling of space.

Power tailgate

Convenient one-touch opening and closing for easy loading.



Honda CONNECT with navigation

Intuitive touchscreen in-car entertainment, with built in satellite navigation to help you get from A to B.

Smart keyless entry and start

Smart keyless entry and start allows you to lock, unlock and start the car whilst keeping the key in your pocket.



Model shown is 1.6 i-DTEC 4WD EX in Passion Red Pearl with 18" alloy wheels and optional Honda SENSING.



BLACK LEATHER



BLACK HALF ALCANTARA HALF LEATHER



BLACK FABRIC



BEIGE LEATHER

UPHOLSTERY

FEEL GOOD INSIDE

Whichever colour paint you choose for your CR-V, you can be sure that the high quality upholstery will complement it perfectly.

	Black Fabric	Black Alcantara and Leather	Black Leather	Beige Leather
EX	-	-	•	•
SR	-	•	-	-
SE	•	-	-	-
S	•	-	-	-

Key • Standard – Not available

LEAD A COLOURFUL LIFE

The colour of your car is important to you, so it's important to us.

Are you Crystal Black or White Orchid? Passion Red Pearl or Urban Titanium? With a wide range of colours to choose from, there is always one to suit your style and character.



Polished Metal Metallic



Crystal Black Pearl



White Orchid Pearl



Golden Bronze Metallic



Alabaster Silver Metallic



Twilight Blue Metallic



Passion Red Pearl



Deep Ocean Blue



Urban Titanium Metallic

LIFE IS FULL OF CHOICES

Personalise your CR-V with genuine accessories, there are a variety of packs to choose from.

These accessories have been designed alongside the CR-V to make sure that each product enhances the new model with the perfect fit, safety, security and durability.



CARGO PACK

If you need to frequently transport luggage or specialised equipment for leisure or work, you may opt for the Cargo Pack, which offers a unique combination of storage solutions.

PACK CONTENTS:

- Premium Boot Organiser
- Cargo Garnishes
- Boot Step Protector



CHROME PACK

Emphasise the elegance of your CR-V by adding several chrome accents to your car.

PACK CONTENTS:

- Tailgate Garnish
- Door Lower Garnish
- Front Grille
- Oval Exhaust Pipe Finisher

Image includes 18" Hydra alloy wheels, available separately



AERO PACK

Lower front and rear bumpers, a sleek tailgate spoiler and stylish running boards enhance the sophisticated, rugged and sporty look.

PACK CONTENTS:

- Aero Bumper Front
- Aero Bumper Rear
- Tailgate Spoiler
- Stylish Running Boards

Image includes 19" Cursa alloy wheels, available separately



ILLUMINATION PACK

The Illumination Pack brings an ambient atmosphere to the interior and exterior of the vehicle.

PACK CONTENTS:

- Illuminated Doorstep Garnishes
- Puddle Lights



PREMIUM PACK

The Premium Pack is a package of accessories stylishly designed to protect your car from scrapes, scratches, mud and sand.

PACK CONTENTS:

- Side Body Trims
- Doorstep Garnishes
- Front and Rear Mud Guards
- Elegance Floor Carpets
- Boot Tray

Image includes 19" Sirius alloys, available separately

ALLOY WHEELS

1. 17" CORVUS
2. 18" HYDRA
3. 19" CURSA
4. 19" SIRIUS
5. 19" VEGA
6. 19" ORION



CROSS BARS AND ROOF ATTACHMENTS

Expand your car's carrying capacity with a strong, secure roof rack. Maximum load capacity: 75kg (max 80kg on roof).

AVAILABLE ATTACHMENTS:

- Ski Box
- Roof Box
- Ski and Snowboard Attachment
- Bicycle Roof Attachment



TABLET HOLDER

Watch videos, check e-mails, play games on your tablet or iPad of various sizes, with a convenient and stylish system attached behind the headrest at eye level. The holder can be used in a landscape or portrait position and can be tilted and rotated for relaxed viewing.



TOW BARS

A tow bar enables you to tow your caravan or trailer with a maximum towing capacity of 2000kg depending on your vehicle engine and transmission type. The maximum vertical load is 100kg.

THREE TYPES OF TOW BAR ARE AVAILABLE:

- Fixed
- Detachable
- Retractable

Honda 3D SOUND



HONDA 3D SOUND

We all want our car sound systems to reproduce faithfully the music of our chosen artists - whether it's a technical studio sound or the atmosphere of a full live performance. Through the addition of a compact DSP (digital signal processing) unit to the existing standard sound system in your Honda, you can enhance your listening experience to a concert hall feeling.



RUNNING BOARDS

For easier entering and exiting of your car, smoothly integrated running boards add design and functionality.

TWO TYPES ARE AVAILABLE:

- Stylish (asymmetrical)
- Full (symmetrical)



43 : SPECIFICATION

	S		SE				SR			EX		
	1.6 i-DTEC Manual 2WD	2.0 i-VTEC Manual 2WD	1.6 i-DTEC Manual 2WD	1.6 i-DTEC Man/Auto 4WD	2.0 i-VTEC Manual 2WD	2.0 i-VTEC Man/Auto 4WD	1.6 i-DTEC Manual 2WD	1.6 i-DTEC Man/Auto 4WD	2.0 i-VTEC Man/Auto 4WD	1.6 i-DTEC Man/Auto 4WD	2.0 i-VTEC Man/Auto 4WD	
Engine												
Type	Diesel	Petrol	Diesel	Diesel	Petrol	Petrol	Diesel	Diesel	Petrol	Diesel	Petrol	
Displacement (cc)	1597	1997	1597	1597	1997	1997	1597	1597	1997	1597	1997	
Valve train	DOHC 16valve	SOHC 16valve	DOHC 16valve	DOHC 16valve	SOHC 16valve	SOHC 16valve	DOHC 16valve	DOHC 16valve	SOHC 16valve	DOHC 16valve	SOHC 16valve	
Emission standard	Euro 6	Euro 6	Euro 6	Euro 6	Euro 6	Euro 6	Euro 6	Euro 6	Euro 6	Euro 6	Euro 6	
Fuel required	DIESEL	UNLEADED(95)	DIESEL	DIESEL	UNLEADED(95)	UNLEADED(95)	DIESEL	DIESEL	UNLEADED(95)	DIESEL	UNLEADED(95)	
Performance												
Engine maximum power (kW @ rpm)	88 @ 4000	114 @ 6500	88 @ 4000	118 @ 4000	114 @ 6500	114 @ 6500	88 @ 4000	118 @ 4000	114 @ 6500	118 @ 4000	114 @ 6500	
Engine maximum power (PS @ rpm)	120 @ 4000	155 @ 6500	120 @ 4000	160 @ 4000	155 @ 6500	155 @ 6500	120 @ 4000	160 @ 4000	155 @ 6500	160 @ 4000	155 @ 6500	
Engine maximum torque (Nm @ rpm)	300 @ 2000	192 @ 4300	300 @ 2000	350 @ 2000	192 @ 4300	192 @ 4300	300 @ 2000	350 @ 2000	192 @ 4300	350 @ 2000	192 @ 4300	
0 - 62 mph (seconds)	11.2	10.0	11.2	9.6/10.0	10.0	10.2/12.3	11.2	9.8/10.2	10.2/12.3	9.9/10.4	10.2/12.3	
Maximum speed (mph)	113	118	113	125/122	118	118/113	113	125/122	118/113	125/122	118/113	
Fuel Economy & Emissions*												
Urban cycle (mpg)	61.4	31.7	61.4	53.3/50.4	31.7	30.4/28.2	58.9	51.4/47.1	30.1/28.0	51.4/47.1	30.1/28.0	
Extra urban (mpg)	67.3	45.6	67.3	60.1/58.9	45.6	44.8/47.1	64.2	60.1/57.7	30.1/45.6	60.1/57.7	30.1/45.6	
Combined (mpg)	64.2	39.2	64.2	57.7/55.4	39.2	38.2/37.7	62.8	55.4/53.3	37.2/36.7	55.4/53.3	37.2/36.7	
Combined CO ₂ (g/km)	115	168	115	129/134	168	173/175	119	133/139	177/179	133/139	177/179	
Dimensions												
Overall length (mm)	4605	4605	4605	4605	4605	4605	4605	4605	4605	4605	4605	
Overall width (mm)	1820	1820	1820	1820	1820	1820	1820	1820	1820	1820	1820	
Overall width including door mirrors (mm)	2095.2	2095.2	2095.2	2095.2	2095.2	2095.2	2095.2	2095.2	2095.2	2095.2	2095.2	
Overall height - unladen (mm)	1685	1685	1685	1685	1685	1685	1685	1685	1685	1685	1685	
Wheelbase (mm)	2630	2630	2630	2630	2630	2630	2630	2630	2630	2630	2630	
Tread front (mm)	1585	1585	1585	1585	1585	1585	1585	1585	1585	1585	1585	
Tread rear (mm)	1595	1595	1595	1590	1595	1590	1595	1590	1590	1590	1590	
Ground clearance - with driver (mm)	155	155	155	165	155	165	155	165	165	165	165	
Maximum seating capacity (persons)	5	5	5	5	5	5	5	5	5	5	5	
Turning circle - at body (m)	11.9	11.9	11.9	11.7	11.9	11.7	11.9	11.7	11.7	11.7	11.7	
Steering wheel lock to lock (wheel turns)	2.94	2.94	2.94	2.94	2.94	2.94	2.94	2.94	2.94	2.94	2.94	
Capacity												
Boot capacity - rear seat up (litres, VDA method)	589	589	589	589	589	589	589	589	589	589	589	
Boot capacity - rear seat down, load to window (litres, VDA method)	1146	1146	1146	1146	1146	1146	1146	1146	1146	1146	1146	
Fuel tank (litres)	58	58	58	58	58	58	58	58	58	58	58	
Weight*												
Kerb weight (kg)	1545-1592	1460-1515	1545-1592	1630-1718/1658-1724	1460-1515	1521-1619/1543-1645	1545-1592	1630-1718/1658-1724	1521-1619/1543-1645	1630-1718/1658-1724	1521-1619/1543-1645	
Maximum permissible weight (kg)	2100	1960	2100	2170/2200	1960	2075/2100	2100	2170/2200	2075/2100	2170/2200	2075/2100	
Payload (kg)	508-555	445-500	508-555	452-540/476-542	445-500	456-554/455-557	508-555	452-540/476-542	456-554/455-557	452-540/476-542	456-554/455-557	
Maximum permissible axle weight - front and rear (kg)	1100-1055	1005-980	1100-1055	1170-1055	1005-980	1040-1055/1065-1055	1100-1055	1170-1055	1040-1055/1065-1055	1170-1055	1040-1055/1065-1055	
Maximum towing weight braked (kg)	1700	1700	1700	2000/1500	1700	1700/1500	1700	2000/1500	1700/1500	2000/1500	1700/1500	
Maximum towing weight unbraked (kg)	600	600	600	600	600	600	600	600	600	600	600	
Maximum trailer nose weight (kg)	100	100	100	100	100	100	100	100	100	100	100	
Maximum roof load (kg)	80	80	80	80	80	80	80	80	80	80	80	
Safety												
Driver i-SRS airbag (dual stage inflation)	•	•	•	•	•	•	•	•	•	•	•	
Passenger SRS airbag	•	•	•	•	•	•	•	•	•	•	•	
Side airbags (front)	•	•	•	•	•	•	•	•	•	•	•	
Side curtain airbags (front and rear)	•	•	•	•	•	•	•	•	•	•	•	
Whiplash lessening front headrests	•	•	•	•	•	•	•	•	•	•	•	
Anti-lock Braking System (ABS)	•	•	•	•	•	•	•	•	•	•	•	
Electronic Brakeforce Distribution (EBD)	•	•	•	•	•	•	•	•	•	•	•	

*Fuel consumption: This test is designed to give an indication of on-road fuel consumption.
 *Maximum towing weights are based on a 12% gradient and are tested in accordance with EU Regulations.
 *Optional Honda CONNECT with Garmin Navigation & CD player only available with optional Driver Assistance Safety Pack. For more information, please contact your local Honda dealer.

Key • Standard ○ Optional – Not available

	S		SE				SR			EX		
	1.6 i-DTEC Manual 2WD	2.0 i-VTEC Manual 2WD	1.6 i-DTEC Manual 2WD	1.6 i-DTEC Man/Auto 4WD	2.0 i-VTEC Manual 2WD	2.0 i-VTEC Man/Auto 4WD	1.6 i-DTEC Manual 2WD	1.6 i-DTEC Man/Auto 4WD	2.0 i-VTEC Man/Auto 4WD	1.6 i-DTEC Man/Auto 4WD	2.0 i-VTEC Man/Auto 4WD	
Safety												
Brake Assist	•	•	•	•	•	•	•	•	•	•	•	
Vehicle Stability Assist (VSA)	•	•	•	•	•	•	•	•	•	•	•	
Trailer Stability Assist (TSA)	•	•	•	•	•	•	•	•	•	•	•	
Front seat belts with 2-stage Emergency Locking Retractor (ELR)	•	•	•	•	•	•	•	•	•	•	•	
Rear seatbelts with Emergency Locking Retractor (ELR)	•	•	•	•	•	•	•	•	•	•	•	
ISOFIX points (outer rear seats)	•	•	•	•	•	•	•	•	•	•	•	
Tyre Deflation Warning System (DWS)	•	•	•	•	•	•	•	•	•	•	•	
Hill Start Assist (HSA)	•	•	•	•	•	•	•	•	•	•	•	
City-Brake Active System	•	•	•	•	•	•	•	•	•	•	•	
Forward Collision Warning	-	-	○ ¹	○ ¹	○ ¹	○ ¹	○	○	○	○	○	
Traffic Sign Recognition System	-	-	○ ¹	○ ¹	○ ¹	○ ¹	○	○	○	○	○	
Lane Departure Warning	-	-	○ ¹	○ ¹	○ ¹	○ ¹	○	○	○	○	○	
Blind Spot Information incl. Cross Traffic Monitor	-	-	○ ¹	○ ¹	○ ¹	○ ¹	○	○	○	○	○	
Collision Mitigation Braking System (CMBS)	-	-	-	-	-	-	-	-	-	○	○	
Lane Keeping Assist	-	-	-	-	-	-	-	-	-	○	○	
Intelligent-Adaptive Cruise Control (i-ACC)	-	-	-	-	-	-	-	-	-	○	○	
Security												
Engine immobiliser	•	•	•	•	•	•	•	•	•	•	•	
Security alarm system	•	•	•	•	•	•	•	•	•	•	•	
Ultrasonic sensor	-	-	•	•	•	•	•	•	•	•	•	
Remote central locking with 2 jack-knife keys	•	•	•	•	•	•	•	•	•	-	-	
Smart keyless entry and start	-	-	-	-	-	-	-	-	-	•	•	
Tonneau cover	•	•	•	•	•	•	•	•	•	•	•	
Interior - Trim												
Fabric upholstery	•	•	•	•	•	•	•	•	•	-	-	
1/2 Alcantara/leather interior	-	-	-	-	-	-	•	•	•	•	-	
Leather upholstery	-	-	-	-	-	-	-	-	-	•	•	
Chrome interior door handles	•	•	•	•	•	•	•	•	•	•	•	
Leather wrapped steering wheel	-	-	•	•	•	•	•	•	•	•	•	
Leather wrapped gear knob	-	-	•	•	•	•	•	•	•	•	•	
Metallic door step garnish	-	-	-	-	-	-	-	-	-	•	•	
Instrument panel inlay - carbon effect	•	•	-	-	-	-	-	-	-	-	-	
Instrument panel inlay - alloy effect	-	-	•	•	•	•	•	•	•	•	•	
Function & Technology												
ECON mode	•	•	•	•	•	•	•	•	•	•	•	
Intelligent-Multi Information Display (i-MID)	•	•	•	•	•	•	•	•	•	•	•	
Shift Indicator Light (SIL)	•	•	•	•	•	•	•	•	•	•	•	
Electric Power Steering (EPS)	•	•	•	•	•	•	•	•	•	•	•	
Motion Adaptive - Electric Power Steering	•	•	•	•	•	•	•	•	•	•	•	
Hill Descent Control	-	-	-	-/•	-	-/•	-	-/•	-/•	-/•	-/•	
Idle Stop	•	•	•	•	•	•	•	•	•	•	•	
Paddle shift	-	-	-	-/•	-	-/•	-	-/•	-/•	-/•	-/•	
Comfort & Convenience												
Climate control dual auto air conditioning	•	•	•	•	•	•	•	•	•	•	•	
Rear air conditioning vent	-	-	•	•	•	•	•	•	•	•	•	
Cruise control with speed limiter	•	•	•	•	•	•	•	•	•	•	•	
Rain sensing auto wipers	•	•	•	•	•	•	•	•	•	•	•	
Dusk sensing auto lights	-	-	•	•	•	•	•	•	•	•	•	
Auto dim rear view mirror	-	-	•	•	•	•	•	•	•	•	•	
Parking sensors (front and rear)	-	-	•	•	•	•	•	•	•	•	•	
Rear view camera	-	-	•	•	•	•	•	•	•	•	•	

Key • Standard ○ Optional – Not available

	S		SE				SR			EX	
	1.6 i-DTEC Manual 2WD	2.0 i-VTEC Manual 2WD	1.6 i-DTEC Manual 2WD	1.6 i-DTEC Man/Auto 4WD	2.0 i-VTEC Manual 2WD	2.0 i-VTEC Man/Auto 4WD	1.6 i-DTEC Manual 2WD	1.6 i-DTEC Man/Auto 4WD	2.0 i-VTEC Man/Auto 4WD	1.6 i-DTEC Man/Auto 4WD	2.0 i-VTEC Man/Auto 4WD
Comfort & Convenience											
Power windows (front and rear)	•	•	•	•	•	•	•	•	•	•	•
Driver and passenger one touch power window (up/down)	•	•	•	•	•	•	•	•	•	•	•
Rear one touch power window (up/down)	-	-	•	•	•	•	•	•	•	•	•
Key fob operation (windows)	-	-	•	•	•	•	•	•	•	•	•
Tilt and telescopic steering wheel	•	•	•	•	•	•	•	•	•	•	•
Aspheric door mirrors	•	•	•	•	•	•	•	•	•	•	•
Electrically adjustable and heated door mirrors	•	•	•	•	•	•	•	•	•	•	•
Electrically retractable door mirrors	-	-	•	•	•	•	•	•	•	•	•
Remote retractable door mirrors (key fob operation)	-	-	•	•	•	•	•	•	•	•	•
Exterior mirror tilt for reverse	-	-	•	•	•	•	•	•	•	•	•
Driver and front passenger seat armrest	•	•	•	•	•	•	•	•	•	•	•
Rear seat centre armrest	•	•	•	•	•	•	•	•	•	•	•
Conversation mirror	-	-	•	•	•	•	•	•	•	•	•
Sunvisor vanity mirrors	•	•	•	•	•	•	•	•	•	•	•
Sunvisor vanity mirrors with illumination	-	-	•	•	•	•	•	•	•	•	•
Sunglasses box	•	•	•	•	•	•	•	•	•	•	•
Accessory socket (front)	•	•	•	•	•	•	•	•	•	•	•
Accessory socket (centre console)	•	•	•	•	•	•	•	•	•	•	•
Accessory socket (boot)	•	•	•	•	•	•	•	•	•	•	•
Power tailgate	-	-	•	•	•	•	•	•	•	•	•
Boot cargo hook	•	•	•	•	•	•	•	•	•	•	•
Driver seat manual height adjustment	•	•	•	•	•	•	•	•	•	•	•
Driver seat power adjust (8 way) with DR memory	-	-	•	•	•	•	•	•	•	•	•
Driver seat power lumbar support	-	-	•	•	•	•	•	•	•	•	•
Driver seatback pocket	•	•	•	•	•	•	•	•	•	•	•
Passenger seatback pocket	•	•	•	•	•	•	•	•	•	•	•
Passenger seat manual height adjustment	-	-	•	•	•	•	•	•	•	•	•
Passenger seat power lumbar support	-	-	•	•	•	•	•	•	•	•	•
Heated seats (front)	-	-	•	•	•	•	•	•	•	•	•
One-motion fold down rear seats (60:40 split)	•	•	•	•	•	•	•	•	•	•	•
Interior Lights											
Ignition lock illumination	•	•	•	•	•	•	•	•	•	•	•
Map light (front)	•	•	•	•	•	•	•	•	•	•	•
Boot light	•	•	•	•	•	•	•	•	•	•	•
Glove box light	-	-	•	•	•	•	•	•	•	•	•
Courtesy light	•	•	•	•	•	•	•	•	•	•	•
Ambient light (roof)	•	•	•	•	•	•	•	•	•	•	•
Ambient light (driver/passenger footwell)	-	-	•	•	•	•	•	•	•	•	•
Ambient light (door)	-	-	•	•	•	•	•	•	•	•	•
Audio & Communications											
1CD tuner (including DAB radio) - MP3 Compatible	•	•	-	-	-	-	-	-	-	-	-
Honda CONNECT (7" touchscreen, AM/FM/DAB, internet radio, Aha™ app integration, internet browsing)*	-	-	•	•	•	•	•	•	•	•	•
Honda CONNECT with GARMIN Navigation & CD player (7" touchscreen, AM/FM/DAB, internet radio, Aha™ app integration, internet browsing)*	○	○	○ ¹	○ ¹	○ ¹	○ ¹	•	•	•	•	•
Aux Jack	•	•	-	-	-	-	-	-	-	-	-
USB Jack (iPod Compatible) ¹	•	•	-	-	-	-	-	-	-	-	-
2x USB Jack/HDMI Jack ¹	○	○	•	•	•	•	•	•	•	•	•
4 speakers	•	•	-	-	-	-	-	-	-	-	-
6 speakers	-	-	•	•	•	•	•	•	•	•	•
High Power Audio with Subwoofer	-	-	•	•	•	•	•	•	•	•	•
Steering wheel remote audio controls	•	•	•	•	•	•	•	•	•	•	•
Bluetooth™ Hands Free Telephone (HFT) system	•	•	•	•	•	•	•	•	•	•	•

Key • Standard ○ Optional – Not available

	S		SE				SR			EX	
	1.6 i-DTEC Manual 2WD	2.0 i-VTEC Manual 2WD	1.6 i-DTEC Manual 2WD	1.6 i-DTEC Man/Auto 4WD	2.0 i-VTEC Manual 2WD	2.0 i-VTEC Man/Auto 4WD	1.6 i-DTEC Manual 2WD	1.6 i-DTEC Man/Auto 4WD	2.0 i-VTEC Man/Auto 4WD	1.6 i-DTEC Man/Auto 4WD	2.0 i-VTEC Man/Auto 4WD
Exterior											
Shark fin antenna	•	•	•	•	•	•	•	•	•	•	•
Panoramic glass roof	-	-	-	-	-	-	-	-	-	•	•
Privacy glass	-	-	-	-	-	-	•	•	•	•	•
Silver roof rail	-	-	-	-	-	-	•	•	•	•	•
Chrome rear license garnish	•	•	•	•	•	•	•	•	•	•	•
Body colour exterior door handles	•	•	•	•	•	•	•	•	•	•	•
Exterior Lights											
Halogen headlights	•	•	•	•	•	•	-	-	-	-	-
HID Headlights with Auto Levelling	-	-	-	-	-	-	•	•	•	•	•
Active Cornering Lights	-	-	-	-	-	-	•	•	•	•	•
Highbeam Support System	-	-	○ ¹	○ ¹	○ ¹	○ ¹	•	•	•	•	•
Headlight washers	-	-	-	-	-	-	•	•	•	•	•
Front fog lights	-	-	•	•	•	•	•	•	•	•	•
High mount brake light	•	•	•	•	•	•	•	•	•	•	•
LED Daytime Running Lights (DRL)	•	•	•	•	•	•	•	•	•	•	•
Headlight Auto On/Off Timer (coming home/leaving home function)	•	•	•	•	•	•	•	•	•	•	•
Wheels											
17" alloy wheels	•	•	•	•	•	•	-	-	-	-	-
18" alloy wheels	-	-	-	-	-	-	•	•	•	•	•
Tyres 225/65R17	•	•	•	•	•	•	-	-	-	-	-
Tyres 225/60R18	-	-	-	-	-	-	•	•	•	•	•
Spare temper tyre T155/90D17 101M	•	•	•	•	•	•	•	•	•	•	•

Key • Standard ○ Optional – Not available

¹Always use the recommended USB flash memory device. Some USB memory devices may not work in this audio unit.

¹Fuel consumption CO₂ and weight figures are measured according to EC directive procedures. As a result of driving behaviour, road, traffic and weather conditions, general state and equipment level of the vehicle, real life fuel consumption and CO₂ figures may differ from these official values. In case of weight (defined as mass in running order), it applies to vehicles with standard equipment. Optional equipment may increase this figure and decrease the payload.

*Connectivity for Aha™ app (including internet radio) and for internet browsing is through Wifi tethering or Mobile Wifi Router. Data usage and roaming charges may result from using applications on Honda CONNECT. We recommend you check your mobile phone subscribed package. Internet browsing function can only be used when the car is stationary. Note: Honda CONNECT is also MirrorLink enabled (this feature is only available where user's smartphone is compatible with Honda CONNECT MirrorLink).

¹Optional Honda CONNECT with Garmin Navigation & CD player only available with optional Driver Assistance Safety Pack. For more information, please contact your local Honda dealer.



The CR-V is covered by several different warranties as follows:

- 3-year or 100,000 km standard warranty
- 3-year Paint corrosion warranty
- 5-year Exhaust corrosion warranty
- 10-year Chassis corrosion warranty
- 12-year Structural corrosion warranty



FOLLOW YOUR **DREAMS**

Dreams can be powerful, they push you to achieve more, to explore new ideas, new technologies and uncover new ways of solving problems. They can be the inspiration to design and build a true supercar like the dramatic new NSX, or the desire to create the sporty new Civic.

Dreaming of a better world for people to enjoy has given life to a humanoid robot called ASIMO, taken flight with HondaJet and created some of the most popular motorcycles on the planet. The knowledge we gain from all the things we do and all the things we learn, goes into everything we make, just like the CR-V.



