

# CIVIC

5 DOOR



Images are shown for illustration purposes only and show a left hand drive vehicle. In the UK, the Civic will be a right hand drive vehicle. These specification details do not apply to any particular product which is supplied or offered for sale. The manufacturers reserve the right to vary their specifications, including colours, with or without notice and at such times in such manner as they think fit. Major as well as minor changes may be involved. Every effort, however, is made to ensure the accuracy of the particulars contained in this brochure. This publication shall not constitute in any circumstances whatsoever an offer by the Company to any person. All sales are made by the Distributor or Dealer concerned subject to and with the benefit of the standard Conditions of Sale and Warranty given by the Distributor or Dealer, copies of which may be obtained from them on request. Whilst efforts are made to ensure specification accuracy, content is prepared several months in advance of circulation and consequently cannot always immediately reflect either changes in specification or in some isolated cases the provision of a particular feature. Customers are always advised to discuss available model line-up and specification details with the supplying Dealer especially if your model selection is dependent upon one of the features advertised. You accept that if you do go ahead and make a purchase or enter into any kind of transaction, whether for payment or not, you did so entirely in reliance on your own judgment and not in reliance on any verbal or written representations.



Honda (UK) - Cars Cain Road, Bracknell, Berkshire, RG12 1HL. Honda Contact Centre - Telephone: 0845 200 8000 [www.honda.co.uk](http://www.honda.co.uk)  
A division of Honda Motor Europe Ltd. No. 857969 Registered in England and Wales Part No: CAR-CIVICBR-0315 Issue Date: 05/16

Honda sources paper responsibly from manufacturers within the EU.  
Please don't bin me, pass me onto a friend or recycle me.

**CONTENTS**

- 03 EXTERIOR DESIGN
- 07 INTERIOR DESIGN
- 09 TECHNOLOGY
- 11 INTERIOR COMFORT
- 13 MAGIC SEATS
- 15 PERFORMANCE
- 17 EARTH DREAMS TECHNOLOGY
- 19 SAFETY
- 23 YOUR CIVIC
- 25 MODEL LINE UP
- 31 UPHOLSTERY
- 33 COLOURS
- 35 PACKS AND SINGLE OPTIONS
- 39 SPECIFICATION
- 43 CIVIC DNA
- 45 THE POWER OF DREAMS

## THE CIVIC 5 DOOR **ADVANCED AND SPORTY**

**At Honda, we believe in constantly pushing the boundaries of excellence to achieve ever more powerful, efficient and enjoyable driving machines.**

The Civic range is testament to this way of thinking. It has been refined, re-examined and re-styled, with dramatic looks that reflect its powerful performance, advanced technology that keeps you connected to every aspect of your drive, and exceptional levels of finish which surround you in comfort.

As you'd expect, the Civic range also features Honda's most advanced safety features, giving you complete peace of mind.

Model shown is Civic 1.6 i-DTEC Sport in Brilliant Sporty Blue Metallic with 17" sport alloys.  
Images are shown for illustration purposes only and show a left hand drive vehicle. In the UK, the Civic will be a right hand drive vehicle.







THE LOOKS TO MATCH  
**THE PERFORMANCE**

**Introducing a more aggressively styled Civic to the range. The Civic Sport has been developed by the same team that created the stunning new Type R.**

And it shows; dramatic new styling from the grille incorporated into the racy new front, the colour coded rear spoiler and the sporty 17" black alloy wheels add a much more dynamic appearance and, most importantly, raise the hairs on the back of your neck.

Model shown is Civic 1.6 i-DTEC Sport in Brilliant Sporty Blue Metallic with 17" sport alloys.  
Images are shown for illustration purposes only and show a left hand drive vehicle. In the UK, the Civic will be a right hand drive vehicle.





## SMALL DETAILS **BIG DIFFERENCES**

Every design feature in the Civic, from the bold bright LED driving lights integrated into the sculpted headlights to the wrap-around rear spoiler, is designed to give an unmistakably sporty look.

The powerful engines deliver an effortless drive with more fuel efficiency and less noise.

The result is a car that not only looks great, but is responsive, efficient and intuitive to drive.

Model shown is Civic 1.8 i-VTEC SR in Polished Metal Metallic.  
Images are shown for illustration purposes only and show a left hand drive vehicle.  
In the UK, the Civic will be a right hand drive vehicle.





## STYLE, COMFORT **CONTROL**

**Our most important consideration is the driver, which is why the Civic range has been crafted around you. Power, control and comfort surround you and are placed effortlessly at your fingertips.**

The dual display dashboard ensures all the essential information on speed, revs and fuel consumption is arranged directly in front of you, making it easy and safe to read. The steering wheel controls and the new audio interface have all been carefully designed to give you total control of the road, the performance and the in-car environment.

Attention to detail is everything, so the Civic has been refined with chrome detailing emphasising its sporty nature and complementing the exterior's contemporary styling.

Model shown is Civic 1.8 i-VTEC SR with automatic transmission, Driver Assistance Safety Pack and Honda CONNECT. For information on which grades these features are available on, please refer to specification pages 39-42. Images are shown for illustration purposes only and show a left hand drive vehicle. In the UK, the Civic will be a right hand drive vehicle.





## KEEPING YOU CONNECTED

**We've developed innovative and intelligent technology that enhances every journey.**

The Civic incorporates the new Honda CONNECT in-car audio and information system which keeps you in touch with all the things you love in life, like your music and your friends, all within one central touchscreen display which can be controlled with smartphone-like operation.

Honda CONNECT offers excellent connectivity to keep you in touch whilst on the road through Wi-Fi tethering\* or Mobile Wi-Fi Router.

The Honda CONNECT 7" touchscreen can be personalised with your favourite photos. It is also easy to select the soundtrack to your journey with Aha™ radio. You can listen to your favourite internet-delivered music services and radio programmes from around the world including news, weather, sports, podcasts and audiobooks.

The Bluetooth™ connectivity allows you to connect your smartphone to the Hands Free Telephone system within the car<sup>2</sup>.

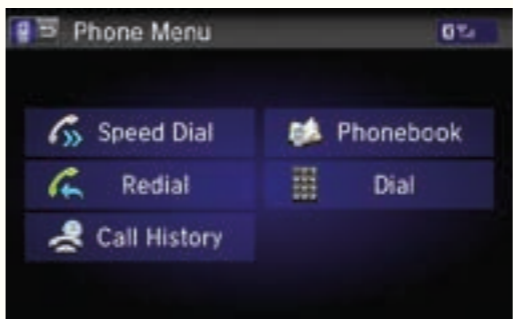
Furthermore it is possible to browse the internet\*\* on your touchscreen.

Garmin's award-winning satellite navigation is available as an option in Honda CONNECT and uses a simple icon menu to provide you with real-time traffic information, road speed limit warnings as well as access to 5 year free map updates.



**PERSONALISED HOME SCREEN†**

Personalise Honda CONNECT by uploading your favourite photo as wallpaper. The display can be customised and personalised to suit your style.



**BLUETOOTH™ HANDS FREE TELEPHONE††**

Use the intuitive touchscreen to access all your mobile phone contacts.



**GARMIN NAVIGATION†**

Garmin PhotoReal™ displays upcoming junctions with photo-realistic images of junctions and exits with arrow lane indication to provide clear guidance. The system also includes predictive routes, real-time traffic avoidance, road speed limit display, 3D buildings, terrain views and more.



**AHA™**

The Aha™ app enables you to connect to internet radio, access your Facebook™ and Twitter™ accounts and find nearby restaurants and hotels.

†Data usage and roaming charges may result from using applications on Honda CONNECT.  
 ††Function can only be used when the car is stationary.  
 †††For information on which grades these features are available on, please refer to specification pages 39-42.  
 ††††Compatibility may vary.





FEEL GOOD  
**INSIDE**

**The Civic's interior is a great place to be.**

Every part of its design has been given care and consideration, from the way the controls look and feel, to the support and comfort of the sculptured seats. After all, we aim to make every journey, however long, a joy.

On the Sport grade, the black roof lining and pillars bring a sporty edge to the interior.

Model shown is Civic 1.6 i-DTEC Sport, manual transmission with fabric interior and Honda CONNECT. For information on which grades these features are available on, please refer to specification pages 39-42. Images are shown for illustration purposes only and show a left hand drive vehicle. In the UK, the Civic will be a right hand drive vehicle.



## ADAPTABLE FOR LIFE

We believe a car should adapt to you. The Civic's clever rear 'Magic Seats' fold into a range of configurations, so you can create the perfect space for whatever your journey requires. In one simple motion the seats lift up or fold down, locking easily into place, giving a unique option for carrying whatever you need.

With such flexibility, you can extend the already generous boot space to an impressive 1,378 litres, including 70 litres of under-floor storage space. Every occasion is catered for.





## PERFORMANCE

TO BE PROUD OF

**We're driving the limits of performance and efficiency. Our i-VTEC petrol engines and i-DTEC diesel engines are designed to deliver outstanding fuel economy, exhilarating performance and cleaner emissions.**

The 1.4 i-VTEC pushes small engine performance with 100PS and an impressive fuel economy of 51.4mpg with CO<sub>2</sub> emissions of 131g/km<sup>\*</sup>.

The powerful 1.8 i-VTEC has 142PS but still has the fuel efficiency of a smaller engine.

The new 1.6 i-DTEC delivers 120PS, with excellent fuel economy of 78.5mpg and CO<sub>2</sub> emissions of 94g/km<sup>†</sup>.

Now it's even easier to get the most out of our engines too. They all come equipped with a 6-speed manual transmission and a shift indicator that informs you of the best time to change gear, so you can maximise your fuel economy. And for those who prefer an automatic transmission, our 1.8 i-VTEC is available in 5-speed automatic transmission, with fuel economy of 44.8mpg and CO<sub>2</sub> emissions of 148g/km<sup>‡</sup>.

<sup>\*</sup>1.4 i-VTEC manual transmission combined 51.4mpg, 131g/km CO<sub>2</sub>.

<sup>†</sup>1.6 i-DTEC manual transmission 76.3-78.5mpg, 94-98g/km CO<sub>2</sub>.

<sup>‡</sup>1.8 i-VTEC manual or automatic transmission combined 44.1-46.3mpg, 145-150g/km CO<sub>2</sub>.

For more information on performance, please refer to specification pages 39-42. Model shown is Civic 1.6 i-DTEC Sport in Brilliant Sporty Blue Metallic with 17" sport alloys. Images are shown for illustration purposes only and show a left hand drive vehicle. In the UK, the Civic will be a right hand drive vehicle.



## PERFORMANCE AND EFFICIENCY

**Featuring our Earth Dreams Technology engine, the Civic 1.6 i-DTEC is a finely tuned balance of performance and efficiency.**

Delivering 120PS, it is unrivalled in its class for torque and power, with fuel efficiency of 78.5mpg and low emissions of 94g/km CO<sub>2</sub>\*.

Available in all grades, this innovatively designed engine has been built with reduced weight and friction, enabling the engine to deliver the economy we all desire without compromising on performance. The result: fast response, a smooth drive and sporty handling too.

\*1.6 i-DTEC manual transmission combined 76.3-78.5mpg, 94-98g/km CO<sub>2</sub>. For more information on performance, please refer to specification pages 39-42.

Model shown is Civic 1.6 i-VTEC SR in Polished Metal Metallic.

Images are shown for illustration purposes only and show a left hand drive vehicle. In the UK, the Civic will be a right hand drive vehicle.





## GREAT POWER GREAT RESPONSIBILITY

Feeling comfortable is more than innovative interior design; it's the feeling of being completely safe too. The Civic backs up all of its power and performance with state-of-the-art safety features.



Honda climate chamber at our Swindon manufacturing facility.

On the outside our Advanced Compatibility Engineering body structure absorbs and deflects impact away from you and your passengers, keeping everyone protected.

Inside, multiple airbags, Anti-lock Braking System, Electronic Brake-force Distribution and Vehicle Stability Assist all come as standard. Other intelligent features such as Brake Assist, which boosts braking power in an emergency, keep you safer than ever on the roads.

On top of all this, the Driver Assistance Safety Pack combines the very latest in recognition technology with intelligent features such as Traffic Sign Recognition, Lane Departure Warning and Blind Spot Indication.

You can feel assured knowing the Civic has a Euro NCAP 5 star rating, which is the maximum available in independent tests.


Limits are set, pushed, broken, and set again. At Honda, we test our engines to extremes, so you can drive with unconditional confidence.

It may seem excessive, but we heat our engines to over 80°C. Then we cool them to -30°C. We run them at high revs for days at a time. We take them apart and rebuild them. We do it over and over again. Why do we do this? We do this to be absolutely sure our engines are reliable on any road, in any conditions.

Honda's research and development facility in Tochigi not only provides a state-of-the-art research centre, it also includes a comprehensive proving ground as well. This allows us to develop vehicles that incorporate the kind of cutting-edge safety, performance and comfort that make them a sheer delight to drive.



Euro NCAP 5 star rating, the maximum available in these independent tests.



### EMERGENCY STOP SIGNAL

If an emergency situation forces you to brake heavily, drivers behind you need as much warning as possible. Emergency Stop Signal does just that, automatically flashing the hazard lights in the event of hard braking to reduce the chance of a rear-end collision.

### COMING HOME / LEAVING HOME LIGHTS

Your convenience is always a top priority for us at Honda. So when you park your Civic at night, it automatically leaves the headlights on for 15 seconds, illuminating your surroundings. And when you return to unlock the car, it repeats the action, to assist you quickly and safely in the dark.

### WHIPLASH LESSENING FRONT HEAD RESTRAINTS

In the event of a collision, these front head restraints and 3-point ELR seat belts help keep passengers safe and secure.

### AIRBAGS

The Civic has been fitted with airbags all around, including curtain airbags. The Dual Supplemental Restraint System (SRS) gives complete protection.

### VEHICLE STABILITY ASSIST (VSA)

Whilst driving, the VSA sensors monitor grip to calculate the amount of power or braking force needed for maximum control.

### DEFLATION WARNING SYSTEM (DWS)

The Deflation Warning System monitors tyre pressure and lets you know if you might have a puncture.



## DRIVER ASSISTANCE SAFETY PACK

### EXTRA SMART EXTRA SAFE

#### Everyone wants to protect their family.

And no-one understands this more than us, which is why we offer Driver Assistance Safety Pack technologies.

The City-Brake Active System, which is standard on all grades, monitors the traffic in front of the car and warns of a forward collision, allowing the driver time to take action.

You can get that extra peace of mind by taking advantage of our most advanced technologies, such as our Lane Departure Warning alarm and the clever Forward Collision Warning, which monitors the area around the car to help you avoid collisions and keeps everyone that bit safer.



#### Blind Spot Information

Making lane changes and overtaking safer, this innovation warns you when vehicles are detected in your blind spot.

#### High Beam Support System

The High Beam Support System assesses the driving conditions around you and switches automatically between high and low beam.



#### Forward Collision Warning

Should the front camera pick up a car in front, the system warns of a front-on collision, allowing you time to take action.



#### Traffic Sign Recognition System

Traffic Sign Recognition System identifies traffic signs up to 100m away and relays this information to the driver via the i-MID as you pass them. Two signs can be displayed at any one time.



#### Lane Departure Warning

When road lines are detected and the car deviates from your current lane without indicating, Lane Departure Warning alerts you to the fact with audible and visual warnings.

#### Cross Traffic Monitor

When reversing, the Cross Traffic Monitor can detect approaching vehicles from either side and warns the driver of imminent danger. The warning appears on the i-MID.

## CITY-BRAKE ACTIVE SYSTEM



1 While driving around town between 3-18mph, to give you the best chance of avoiding a collision, this system can monitor the distance between you and the car in front.

2 If you continue getting closer to a detected vehicle, the Civic gives you audible and visual warning via the i-MID display.

3 If you've still not reacted, and a collision is imminent, the City-Brake Active System can automatically apply emergency braking to reduce speed as much as possible. In good driving conditions it can even avoid a collision altogether.





YOUR CHOICE  
**YOUR CIVIC**



## SPORT

### 1.6 i-DTEC

6-Speed manual transmission

### 1.4 i-VTEC

6-Speed manual transmission

17" alloy wheels (sport design)

Driver i-SRS Airbag (Dual Stage inflation)

Passenger SRS Airbag with Cut Off Switch

Side airbags (front)

Side curtain airbags (front and rear)

ABS (Anti-Lock Braking System)

Vehicle Stability Assist (VSA)

Hill Start Assist (HSA)

ISOFIX points (outer rear seats)

Deflation Warning System (DWS)

City-Brake Active System (CTBA)

immobiliser system

Security alarm system

Tonneau cover

Remote central locking with 2 jack knife keys

Fabric interior

Leather steering wheel and gear knob

Alloy pedals

Black roof lining

ECON mode

intelligent-Multi Info Display (i-MID)

Shift Indicator Light (SIL)

Idle stop

Climate control dual auto A/C

Cruise control with speed limiter

Rear wiper

Parking sensors (front and rear)

Power windows (front and rear)

Tilt and telescopic steering wheel

Electric adjustable and heated door mirrors

Sunvisor vanity mirrors with illumination

Accessory socket (front and centre console)

Driver seat manual height adjustment

Magic seats



Sub boot

Map light (front)

Boot light

Courtesy light (front and rear)

Honda CONNECT (7" touchscreen, AM/FM/DAB, internet radio,

Aha™ app integration\*, internet browsing\*)

2x USB Jack/HDMI Jack†

6 speakers

Steering wheel remote audio controls

Bluetooth™ Hands Free Telephone (HFT)\*\*

Rear parking camera

Shark fin antenna

Tailgate window tinted

Privacy glass (rear doors and tailgate windows tinted)

Body coloured tailgate spoiler

FR lower mesh grill

Halogen headlights

Front fog lights

LED daytime running lights

Headlight auto on/off timer (coming home/leaving home function)



DRILLED ALUMINIUM SPORTS PEDALS

Images are shown for illustration purposes only and show a left hand drive vehicle. In the UK, the Civic will be a right hand drive vehicle.

\*Connectivity for Aha™ app (including internet radio) and for internet browsing is through Wi-Fi tethering or Mobile Wi-Fi Router. Data usage and roaming charges may result from using applications on Honda CONNECT. We recommend you check your mobile phone subscribed package. Internet browsing function can only be used when the car is stationary.

\*\*HFT compatibility may vary.

†Always use the recommended USB flash memory device. Some USB memory devices may not work in this audio unit. For full specification of this grade please refer to pages 39-42.



### Privacy glass

Privacy glass creates a private space and a sporty edge to your Civic.

### Sporty finish

Black roof lining and pillars add to the sporty feel of your Civic.



### Sporty grade mesh grille

The lower mesh grille adds a sporty and distinctive look to further enhance your Civic.



### 17" sport alloys

17" alloy wheels give your Civic a distinctive and sporty look.



### Security alarm system

Designed to keep your Civic safe and secure.



## SE PLUS

### 1.6 i-DTEC

6-Speed manual transmission

### 1.4 i-VTEC

6-Speed manual transmission

### 1.8 i-VTEC

6-Speed manual transmission

5-Speed automatic transmission

16" alloy wheels (i-DTEC)

17" alloy wheels (i-VTEC)

Fabric upholstery

Leather steering wheel and gear knob

Shark fin antenna

Tailgate window tinted

Halogen headlights

Front fog lights

LED daytime running lights

Headlight auto on/off timer (coming home/leaving home function)

Security alarm system

Tonneau cover

Deflation Warning System (DWS)

City-Brake Active System

Forward Collision Warning

ISOFIX Points

Anti-Lock Braking System (ABS)

Electronic Brakeforce Distribution (EBD)

Brake Assist

Vehicle Stability Assist (VSA)

Hill Start Assist (HSA)

ECON Mode

intelligent-Multi Info Display (i-MID)

Idle Stop

Climate control dual auto A/C

Cruise control with speed limiter

Rain sensing auto wipers

Dusk sensing auto lights

Front and rear parking sensors



Front and rear power windows

Remote power window (key fob operation)

Tilt and telescopic steering wheel

Electric adjustable and heated door mirrors

Electrically retractable door mirrors

Remote retractable door mirrors (key fob operation)

Driver seat manual height adjustment

Magic Seats

Honda CONNECT with Garmin navigation, CD player, AM/FM/DAB tuner, internet radio, Aha™ app integration\* and internet browsing\*

2x USB Jack/HDMI Jack†

6 speakers

Steering wheel remote audio controls

Bluetooth™ Hands Free Telephone (HFT)\*\*

Rear parking camera



CRUISE CONTROL

Images are shown for illustration purposes only and show a left hand drive vehicle. In the UK, the Civic will be a right hand drive vehicle.

\*Connectivity for Aha™ app (including internet radio) and for internet browsing is through Wi-Fi tethering or Mobile Wi-Fi Router. Data usage and roaming charges may result from using applications on Honda CONNECT. We recommend you check your mobile phone subscribed package. Internet browsing function can only be used when the car is stationary.

\*\*HFT compatibility may vary.

† Always use the recommended USB flash memory device. Some USB memory devices may not work in this audio unit. For full specification of this grade please refer to pages 39-42.

### Rear parking camera

Situated in the tailgate, this gives you a clear view of what is behind you when you are reversing.



### Retractable door mirrors

The retractable door mirrors are operated by the key fob, or via a button, great for parking in tight spaces.

### Dusk sensing auto lights

Lights turn on automatically when the light drops significantly.



### 16" alloy wheels\*

16" alloy wheels\* give your Civic a distinctive and sporty look.

### Front fog lights

Providing additional light in poor conditions, making driving easier and safer.



Model shown is Civic 1.6 i-DTEC SE Plus in Twilight Blue Metallic with 16" alloy wheels. \*17" alloy wheels standard with i-VTEC engine.



## SR

### 1.6 i-DTEC

6-Speed manual transmission

### 1.8 i-VTEC

6-Speed manual transmission  
5-Speed automatic transmission

16" alloy wheels (i-DTEC)

17" alloy wheels (i-VTEC)

In addition to features available on the SE Plus grade, the features on the SR grade include:

Leather upholstery

Alloy pedals

Ambient light

Glass roof

Privacy glass

8 speakers (high power audio, 320 watt)

Auto dim rear view mirror

Ultrasonic sensor

Driver seat power lumbar adjust

Heated seats (front)

Driver Assistance Safety Pack, including:

Forward Collision Warning

Traffic Sign Recognition System

Lane Departure Warning

Blind Spot Information incl. Cross

Traffic Monitor

High Beam Support System



**HALOGEN HEADLIGHTS AND INTEGRATED DAYTIME RUNNING LIGHTS**

Images are shown for illustration purposes only and show a left hand drive vehicle. In the UK, the Civic will be a right hand drive vehicle. For full specification of this grade please refer to pages 39-42.



### Privacy glass

Privacy glass creates a private space and reduces the amount of sunlight entering the rear of your Civic.



### Heated seats

Both the driver and front passenger seats include two-stage heating.

### High-power audio

Enjoy high quality sound through the advanced 320W audio system.

### Parking sensors

Parking sensors at the front and rear make getting into tight spaces easier. A recurring beep becomes more insistent the closer you get to an object.



### Leather steering wheel

Gives your Civic a luxurious feel.




### Halogen headlights

Providing powerful light to make night driving easier and creating an iconic and individual look to your Civic.

Model shown is Civic 1.6 i-DTEC SR in Passion Red Pearl with 16" alloy wheels.





INTERIOR  
**UPHOLSTERY**

Whichever colour paint you choose for your Civic you can be sure that the high quality upholstery will complement it perfectly.

|         | Black Fabric | Black Leather | Black Roof Lining | Grey Roof Lining |
|---------|--------------|---------------|-------------------|------------------|
| SR      | -            | •             | -                 | •                |
| SE Plus | •            | -             | -                 | •                |
| Sport   | •            | -             | •                 | -                |

Key: • Standard - Not available

01 BLACK LEATHER  
02 BLACK FABRIC



## YOUR PERFECT **COLOUR MATCH**

- 01 MILANO RED
- 02 CRYSTAL BLACK PEARL
- 03 GOLDEN BROWN METALLIC
- 04 LUNAR SILVER METALLIC
- 05 POLISHED METAL METALLIC
- 06 TWILIGHT BLUE METALLIC
- 07 WHITE ORCHID PEARL
- 08 PASSION RED PEARL
- 09 BRILLIANT SPORTY BLUE METALLIC



09



03



06



01



04



07



02



05



08



## CHOOSE YOUR FAVOURITE OPTION PACKS

As you would expect from Honda, each option has been developed, tested and built for safety, security and durability. Because they were developed at the same time as the car itself, you can be sure that every piece matches the same standards of quality and reliability. And each accessory is made to fit with the lines of the Civic. Bespoke and ready to go. The best of all worlds from Honda.



Image includes 17" Cobalt alloy wheels, available separately.



Image includes 18" Hydrogen alloy wheels, available separately.

## PREMIUM PACK



The Premium Pack is a package of accessories stylishly designed to protect your car from scrapes, scratches, mud and sand.

### PACK CONTENTS:

- Elegance Floor Carpets
- Doorstep Garnishes
- Front and Rear Mudguards
- Boot Tray



## CHROME PACK



Emphasise the elegance of your Civic by adding several chrome accents.



### PACK CONTENTS:

- Front Grille Garnish
- Window Decorations
- Side Body Trim Decorations
- Rear Skirt Garnish
- Sports Tank Lid



Image includes 18" Inferno alloy wheels, available separately.

## RALLY RED EXTERIOR PACK



Distinguish yourself from the rest by giving your car that extra personal touch. The Red Exterior Pack gives a sporty look to your car using Rally Red accents all around the car.

### PACK CONTENTS:

- Front Grille Garnish
- Door Mirror Covers
- Rear Bumper Garnish

## RALLY RED INTERIOR PACK



Image includes Gearshift knob and Elegance floor carpets

Maximise the personality inside your car by applying the Red Interior Pack. This pack connects the colour accents of the exterior with the interior, emphasising the natural sportiness of the car.

### PACK CONTENTS:


- Air Outlet Decorations
- Centre Console Decoration
- Steering Wheel Garnish

## SHINY BLACK INTERIOR PACK

Maximise the personality inside your car by applying the Shiny Black Interior Pack. This pack, connecting the colour accents of the exterior with the interior, emphasises the sportiness of the car.


### PACK CONTENTS:

- Air Outlet Decorations
- Centre Console Decoration
- Steering Wheel Garnish



## ILLUMINATION PACK

Gives an ambient atmosphere to the interior of the car.



### PACK CONTENTS:

- Illuminated Doorstep Garnishes
- Front Ambient Footlights



## SINGLE OPTIONS

### DETACHABLE TOW BAR



Fixed Tow Bar also available.

The Honda Genuine Tow Bar enables you to tow your caravan or trailer with a maximum towing capacity of 1,000kg to 1,400kg depending on your vehicle engine and transmission type. The detachable version has a foldable socket plate so it becomes invisible when not in use. The maximum vertical load is 75kg.

### ROOF RACK AND ATTACHMENTS



Expand your car's carrying capacity with a strong, secure roof rack. Including four locks. Maximum load capacity using extra clamps: 70kg, maximum 75kg on roof.

### DOG GUARD



The Dog Guard is designed to keep pets and luggage safely in the luggage compartment of your car while driving. It divides the passenger compartment from the luggage compartment.

### CHOOSE YOUR ALLOYS



17" RADIUM



17" NEON



17" COBALT



18" KRYPTON



18" HYDROGEN



18" NITROGEN



17" & 18" ARGON



18" INFERNO

### PARKING SENSORS



Make parking safe and effortless by adding these front and rear parking sensors. Swing confidently into the tightest of parking spots. Eight sensors produce an audible signal when you are nearing an object and you can also clearly see the sensor detection on the car's intelligent-Multi Information Display (i-MID).

### HONDA 3D SOUND



We all want our car sound systems to reproduce faithfully the music of our chosen artists – whether it's a technical studio sound or the atmosphere of a full live performance. Through the addition of a compact DSP (digital signal processing) unit to the existing sound system in your Honda, you can enhance your listening experience to a concert hall feeling.





|   | Sport             |                   | SE Plus           |                   |                      | SR                |                      |
|---|-------------------|-------------------|-------------------|-------------------|----------------------|-------------------|----------------------|
|   | 1.4 i-VTEC Manual | 1.6 i-DTEC Manual | 1.6 i-DTEC Manual | 1.4 i-VTEC Manual | 1.8 i-VTEC Man/Auto  | 1.6 i-DTEC Manual | 1.8 i-VTEC Man/Auto  |
| <b>Engine</b>   |                   |                   |                   |                   |                      |                   |                      |
| Type  | Petrol            | Diesel            | Diesel            | Petrol            | Petrol               | Diesel            | Petrol               |
| Displacement (cc)   | 1339              | 1597              | 1597              | 1339              | 1798                 | 1597              | 1798                 |
| Valve train   | Chain Driven SOHC | Chain Driven DOHC | Chain Driven DOHC | Chain Driven SOHC | Chain Driven SOHC    | Chain Driven DOHC | Chain Driven SOHC    |
| Emission standard   | EURO 6            | EURO 6            | EURO 6            | EURO 6            | EURO 6               | EURO 6            | EURO 6               |
| Fuel required   | UNLEADED(95)      | DIESEL            | DIESEL            | UNLEADED(95)      | UNLEADED(95)         | DIESEL            | UNLEADED(95)         |
| <b>Performance</b>  |                   |                   |                   |                   |                      |                   |                      |
| Engine maximum power (kW @ rpm)                                     | 73 @ 6000         | 88 @ 4000         | 88 @ 4000         | 73 @ 6000         | 104 @ 6500           | 88 @ 4000         | 104 @ 6500           |
| Engine maximum power (PS @ rpm)                                     | 100 @ 6000        | 120 @ 4000        | 120 @ 4000        | 100 @ 6000        | 142 @ 6500           | 120 @ 4000        | 142 @ 6500           |
| Engine maximum torque (Nm @ rpm)                                    | 127 @ 4800        | 300 @ 2000        | 300 @ 2000        | 127 @ 4800        | 174 @ 4300           | 300 @ 2000        | 174 @ 4300           |
| 0 - 62 mph (seconds)  | 13.5              | 10.5              | 10.5              | 13.5              | 9.1/10.9             | 10.5              | 9.4/11.2             |
| Maximum speed (mph)   | 116               | 129               | 129               | 116               | 134/130              | 129               | 134/130              |
| <b>Fuel Economy &amp; Emissions<sup>†</sup></b>                     |                   |                   |                   |                   |                      |                   |                      |
| Urban cycle (mpg)   | 42.2              | 70.6              | 72.4              | 42.2              | 37.2/32.5            | 72.4              | 37.2/32.5            |
| Extra urban (mpg)   | 58.9              | 78.5              | 83.1              | 58.9              | 54.3/56.5            | 83.1              | 54.3/56.5            |
| Combined (mpg)  | 51.4              | 76.3              | 78.5              | 51.4              | 46.3/44.1            | 78.5              | 46.3/44.1            |
| Combined CO <sub>2</sub> (g/km)                                     | 131               | 98                | 94                | 131               | 145/150              | 94                | 145/150              |
| <b>Dimensions</b>   |                   |                   |                   |                   |                      |                   |                      |
| Overall length (mm)   | 4370              | 4370              | 4370              | 4370              | 4370                 | 4370              | 4370                 |
| Overall width (mm)  | 1770              | 1770              | 1770              | 1770              | 1770                 | 1770              | 1770                 |
| Overall width including door mirrors (mm)                           | 2065              | 2065              | 2065              | 2065              | 2065                 | 2065              | 2065                 |
| Overall height - unladen (mm)                                       | 1470 (Shark Fin)  | 1470 (Shark Fin)  | 1470 (Shark Fin)  | 1470 (Shark Fin)  | 1470 (Shark Fin)     | 1470 (Shark Fin)  | 1470 (Shark Fin)     |
| Wheelbase (mm)  | 2595              | 2595              | 2595              | 2595              | 2595                 | 2595              | 2595                 |
| Tread front (mm)  | 1540              | 1540              | 1540              | 1540              | 1530                 | 1540              | 1530                 |
| Tread rear (mm)   | 1540              | 1540              | 1540              | 1540              | 1530                 | 1540              | 1530                 |
| Ground clearance - with driver (mm)                                 | 140               | 145               | 145               | 140               | 140                  | 145               | 140                  |
| Maximum seating capacity (persons)                                  | 5                 | 5                 | 5                 | 5                 | 5                    | 5                 | 5                    |
| Turning circle - at body (m)  | 11.86             | 11.86             | 11.28             | 11.86             | 11.86                | 11.28             | 11.86                |
| Steering wheel lock to lock (wheel turns)                           | 2.49              | 2.49              | 2.63              | 2.49              | 2.49                 | 2.63              | 2.49                 |
| <b>Capacity</b>   |                   |                   |                   |                   |                      |                   |                      |
| Boot capacity - rear seat up (litres, VDA method)                   | 477               | 477               | 477               | 477               | 477                  | 477               | 477                  |
| Boot capacity - rear seat down, load to window (litres, VDA method) | 1210              | 1210              | 1210              | 1210              | 1210                 | 1210              | 1200/1210            |
| Fuel tank (litres)  | 50                | 50                | 50                | 50                | 50                   | 50                | 50                   |
| <b>Weight*</b>  |                   |                   |                   |                   |                      |                   |                      |
| Kerb weight (kg)  | 1184-1275         | 1307-1425         | 1307-1425         | 1184-1275         | 1271-1341 /1297-1372 | 1307-1425         | 1271-1341 /1297-1372 |
| Maximum permissible weight (kg)                                     | 1680              | 1870              | 1870              | 1680              | 1750/1790            | 1870              | 1750/1790            |
| Payload (kg)  | 405               | 445               | 445               | 405               | 409/418              | 445               | 409/418              |
| Maximum permissible axle weight - front and rear (kg)               | 900/820           | 1050-845          | 1050-845          | 900-820           | 950-830/990-830      | 1050-845          | 950-830/990-830      |
| Maximum towing weight - braked (kg)                                 | 1200              | 1400              | 1400              | 1200              | 1400/1000            | 1400              | 1400/1000            |
| Maximum towing weight - unbraked (kg)                               | 500               | 500               | 500               | 500               | 500                  | 500               | 500                  |
| Maximum roof load (kg)  | 75                | 75                | 75                | 75                | 75                   | 45                | 45                   |
| <b>Safety</b>   |                   |                   |                   |                   |                      |                   |                      |
| Driver i-SRS airbag (dual stage inflation)                          | ●                 | ●                 | ●                 | ●                 | ●                    | ●                 | ●                    |
| Passenger SRS airbag  | ●                 | ●                 | ●                 | ●                 | ●                    | ●                 | ●                    |
| Side airbags (front)  | ●                 | ●                 | ●                 | ●                 | ●                    | ●                 | ●                    |
| Side curtain airbags (front and rear)                               | ●                 | ●                 | ●                 | ●                 | ●                    | ●                 | ●                    |
| Whiplash lessening front headrests                                  | ●                 | ●                 | ●                 | ●                 | ●                    | ●                 | ●                    |
| Anti-lock Braking System (ABS)                                      | ●                 | ●                 | ●                 | ●                 | ●                    | ●                 | ●                    |
| Electronic Brakeforce Distribution (EBD)                            | ●                 | ●                 | ●                 | ●                 | ●                    | ●                 | ●                    |
| Brake Assist  | ●                 | ●                 | ●                 | ●                 | ●                    | ●                 | ●                    |
| Vehicle Stability Assist (VSA)                                      | ●                 | ●                 | ●                 | ●                 | ●                    | ●                 | ●                    |

<sup>†</sup>Fuel consumption: This test is designed to give an indication of on-road fuel consumption.

\*Maximum towing weights are based on a 12% gradient and are tested in accordance with EU Regulations.

Key: ● Standard ● Optional – Not available

|   | Sport             |                   | SE Plus           |                   |                     | SR                |                     |
|---|-------------------|-------------------|-------------------|-------------------|---------------------|-------------------|---------------------|
|   | 1.4 i-VTEC Manual | 1.6 i-DTEC Manual | 1.6 i-DTEC Manual | 1.4 i-VTEC Manual | 1.8 i-VTEC Man/Auto | 1.6 i-DTEC Manual | 1.8 i-VTEC Man/Auto |
| <b>Safety</b>   |                   |                   |                   |                   |                     |                   |                     |
| Front seat belts with 2-stage Emergency Locking Retractor (ELR) | ●                 | ●                 | ●                 | ●                 | ●                   | ●                 | ●                   |
| Rear seat belts with Emergency Locking Retractor (ELR)          | ●                 | ●                 | ●                 | ●                 | ●                   | ●                 | ●                   |
| ISOFIX points (outer rear seats)                                | ●                 | ●                 | ●                 | ●                 | ●                   | ●                 | ●                   |
| Tyre Deflation Warning System (DWS)                             | ●                 | ●                 | ●                 | ●                 | ●                   | ●                 | ●                   |
| Hill Start Assist (HSA)   | ●                 | ●                 | ●                 | ●                 | ●                   | ●                 | ●                   |
| City-Brake Active System  | ●                 | ●                 | ●                 | ●                 | ●                   | ●                 | ●                   |
| Forward Collision Warning                                       | -                 | -                 | -                 | -                 | -                   | ●                 | ●                   |
| Traffic Sign Recognition System                                 | -                 | -                 | -                 | -                 | -                   | ●                 | ●                   |
| Lane Departure Warning  | -                 | -                 | -                 | -                 | -                   | ●                 | ●                   |
| Blind Spot Information incl. Cross Traffic Monitor              | -                 | -                 | -                 | -                 | -                   | ●                 | ●                   |
| <b>Security</b>   |                   |                   |                   |                   |                     |                   |                     |
| Engine immobiliser  | ●                 | ●                 | ●                 | ●                 | ●                   | ●                 | ●                   |
| Security alarm system   | ●                 | ●                 | ●                 | ●                 | ●                   | ●                 | ●                   |
| Ultrasonic sensor   | -                 | -                 | -                 | -                 | -                   | ●                 | ●                   |
| Super locking   | ●                 | ●                 | ●                 | ●                 | ●                   | ●                 | ●                   |
| Remote central locking with 2 jack-knife keys                   | ●                 | ●                 | ●                 | ●                 | ●                   | ●                 | ●                   |
| Tonneau cover   | ●                 | ●                 | ●                 | ●                 | ●                   | ●                 | ●                   |
| <b>Interior - Trim</b>  |                   |                   |                   |                   |                     |                   |                     |
| Fabric upholstery   | ●                 | ●                 | ●                 | ●                 | ●                   | -                 | -                   |
| Leather upholstery  | -                 | -                 | -                 | -                 | -                   | ●                 | ●                   |
| Leather wrapped steering wheel                                  | ●                 | ●                 | ●                 | ●                 | ●                   | ●                 | ●                   |
| Leather wrapped gear knob                                       | ●                 | ●                 | ●                 | ●                 | ●                   | ●                 | ●                   |
| Alloy pedals  | ●                 | ●                 | -                 | -                 | -                   | ●                 | ●                   |
| Black roof lining   | ●                 | ●                 | -                 | -                 | -                   | -                 | -                   |
| <b>Function &amp; Technology</b>                                |                   |                   |                   |                   |                     |                   |                     |
| ECON mode   | ●                 | ●                 | ●                 | ●                 | ●                   | ●                 | ●                   |
| Intelligent-Multi Information Display (i-MID)                   | ●                 | ●                 | ●                 | ●                 | ●                   | ●                 | ●                   |
| Shift Indicator Light (SIL)                                     | ●                 | ●                 | ●                 | ●                 | ●                   | ●                 | ●                   |
| Electric Power Steering (EPS)                                   | ●                 | ●                 | ●                 | ●                 | ●                   | ●                 | ●                   |
| Idle Stop   | ●                 | ●                 | ●                 | ●                 | ●/-                 | ●                 | ●/-                 |
| Paddle shift  | -                 | -                 | -                 | -                 | -/●                 | -                 | -/●                 |
| <b>Comfort &amp; Convenience</b>                                |                   |                   |                   |                   |                     |                   |                     |
| Climate control dual auto air conditioning                      | ●                 | ●                 | ●                 | ●                 | ●                   | ●                 | ●                   |
| Cruise control with speed limiter                               | ●                 | ●                 | ●                 | ●                 | ●                   | ●                 | ●                   |
| Rain sensing auto wipers  | -                 | -                 | ●                 | ●                 | ●                   | ●                 | ●                   |
| Rear wiper  | ●                 | ●                 | ●                 | ●                 | ●                   | ●                 | ●                   |
| Dusk sensing auto lights  | -                 | -                 | ●                 | ●                 | ●                   | ●                 | ●                   |
| Auto dim rear view mirror                                       | -                 | -                 | -                 | -                 | -                   | ●                 | ●                   |
| Parking sensors (front and rear)                                | ●                 | ●                 | ●                 | ●                 | ●                   | ●                 | ●                   |
| Power windows (front and rear)                                  | ●                 | ●                 | ●                 | ●                 | ●                   | ●                 | ●                   |
| Driver and passenger one touch power window (up/down)           | ●                 | ●                 | ●                 | ●                 | ●                   | ●                 | ●                   |
| Rear one touch power window (up/down)                           | -                 | -                 | ●                 | ●                 | ●                   | ●                 | ●                   |
| Key fob operation (windows)                                     | -                 | -                 | ●                 | ●                 | ●                   | ●                 | ●                   |
| Tilt and telescopic steering wheel                              | ●                 | ●                 | ●                 | ●                 | ●                   | ●                 | ●                   |
| Electrically adjustable and heated door mirrors                 | ●                 | ●                 | ●                 | ●                 | ●                   | ●                 | ●                   |
| Electrically retractable door mirrors                           | -                 | -                 | ●                 | ●                 | ●                   | ●                 | ●                   |
| Remote retractable door mirrors (key fob operation)             | -                 | -                 | ●                 | ●                 | ●                   | ●                 | ●                   |
| Sunvisor vanity mirrors   | ●                 | ●                 | ●                 | ●                 | ●                   | ●                 | ●                   |
| Sunvisor vanity mirrors with illumination                       | ●                 | ●                 | ●                 | ●                 | ●                   | ●                 | ●                   |

Key: ● Standard ● Optional – Not available



|  | Sport             |                   | SE Plus           |                   |                     | SR                |                     |
|--|-------------------|-------------------|-------------------|-------------------|---------------------|-------------------|---------------------|
|  | 1.4 i-VTEC Manual | 1.6 i-DTEC Manual | 1.6 i-DTEC Manual | 1.4 i-VTEC Manual | 1.8 i-VTEC Man/Auto | 1.6 i-DTEC Manual | 1.8 i-VTEC Man/Auto |
| <b>Comfort &amp; Convenience</b>   |                   |                   |                   |                   |                     |                   |                     |
| Accessory socket (front)   | •                 | •                 | •                 | •                 | •                   | •                 | •                   |
| Accessory socket (centre console)  | •                 | •                 | •                 | •                 | •                   | •                 | •                   |
| Accessory socket (boot)  | -                 | -                 | •                 | •                 | •                   | •                 | •                   |
| Boot cargo hook  | •                 | •                 | •                 | •                 | •                   | •                 | •                   |
| Driver seat manual height adjustment   | •                 | •                 | •                 | •                 | •                   | •                 | •                   |
| Driver seat power lumbar adjust  | -                 | -                 | -                 | -                 | -                   | •                 | •                   |
| Passenger seat back pocket   | -                 | -                 | •                 | •                 | •                   | •                 | •                   |
| Rear armrest   | -                 | -                 | •                 | •                 | •                   | •                 | •                   |
| Heated seats (front)   | -                 | -                 | -                 | -                 | -                   | •                 | •                   |
| Magic Seats  | •                 | •                 | •                 | •                 | •                   | •                 | •                   |
| Sub boot   | •                 | •                 | •                 | •                 | •                   | •                 | •                   |
| <b>Interior Lights</b>   |                   |                   |                   |                   |                     |                   |                     |
| Multiplex meter blue illumination  | •                 | •                 | •                 | •                 | •                   | •                 | •                   |
| Map light (front)  | •                 | •                 | •                 | •                 | •                   | •                 | •                   |
| Ambient light  | -                 | -                 | -                 | -                 | -                   | •                 | •                   |
| Boot light   | •                 | •                 | •                 | •                 | •                   | •                 | •                   |
| Courtesy light   | •                 | •                 | •                 | •                 | •                   | •                 | •                   |
| <b>Audio &amp; Communications</b>  |                   |                   |                   |                   |                     |                   |                     |
| Honda CONNECT (7" touchscreen, AM/FM/DAB, internet radio, Aha™ app integration, internet browsing)*                                    | •                 | •                 | -                 | -                 | -                   | -                 | -                   |
| Honda CONNECT with GARMIN Navigation & CD player (7" touchscreen, AM/FM/DAB, internet radio, Aha™ app integration, internet browsing)* | -                 | -                 | •                 | •                 | •                   | •                 | •                   |
| 2x USB Jack/HDMI Jack <sup>‡</sup>   | •                 | •                 | •                 | •                 | •                   | •                 | •                   |
| 6 speakers   | •                 | •                 | •                 | •                 | •                   | -                 | -                   |
| 8 speakers   | -                 | -                 | -                 | -                 | -                   | •                 | •                   |
| Steering wheel remote audio controls   | •                 | •                 | •                 | •                 | •                   | •                 | •                   |
| Bluetooth™ Hands Free Telephone (HFT) system**   | •                 | •                 | •                 | •                 | •                   | •                 | •                   |
| Rear parking camera  | •                 | •                 | •                 | •                 | •                   | •                 | •                   |
| <b>Exterior</b>  |                   |                   |                   |                   |                     |                   |                     |
| Shark fin antenna  | •                 | •                 | •                 | •                 | •                   | •                 | •                   |
| Glass roof   | -                 | -                 | -                 | -                 | -                   | •                 | •                   |
| Tailgate windows tinted  | •                 | •                 | •                 | •                 | •                   | •                 | •                   |
| Privacy glass  | •                 | •                 | -                 | -                 | -                   | •                 | •                   |
| Tailgate spoiler body coloured   | •                 | •                 | -                 | -                 | -                   | -                 | -                   |
| FR lower mesh grill  | •                 | •                 | -                 | -                 | -                   | -                 | -                   |

Key: • Standard ○ Optional – Not available

|   | Sport             |                   | SE Plus           |                   |                     | SR                |                     |
|---|-------------------|-------------------|-------------------|-------------------|---------------------|-------------------|---------------------|
|   | 1.4 i-VTEC Manual | 1.6 i-DTEC Manual | 1.6 i-DTEC Manual | 1.4 i-VTEC Manual | 1.8 i-VTEC Man/Auto | 1.6 i-DTEC Manual | 1.8 i-VTEC Man/Auto |
| <b>Exterior Lights</b>  |                   |                   |                   |                   |                     |                   |                     |
| Halogen headlights  | •                 | •                 | •                 | •                 | •                   | •                 | •                   |
| High Beam Support System  | -                 | -                 | -                 | -                 | -                   | •                 | •                   |
| Front fog lights  | •                 | •                 | •                 | •                 | •                   | •                 | •                   |
| LED Daytime Running Lights (DRL)                                | •                 | •                 | •                 | •                 | •                   | •                 | •                   |
| High mount brake light  | •                 | •                 | •                 | •                 | •                   | •                 | •                   |
| Headlight Auto On/Off Timer (coming home/leaving home function) | •                 | •                 | •                 | •                 | •                   | •                 | •                   |
| <b>Wheels</b>   |                   |                   |                   |                   |                     |                   |                     |
| 16" alloy wheels  | -                 | -                 | •                 | -                 | -                   | •                 | -                   |
| 17" alloy wheels  | -                 | -                 | -                 | •                 | •                   | -                 | •                   |
| 17" alloy wheels (Sport design)                                 | •                 | •                 | •                 | -                 | -                   | -                 | -                   |
| Tyres 205/55 R16  | -                 | -                 | •                 | -                 | -                   | •                 | -                   |
| Tyres 225/45 R17  | •                 | •                 | -                 | •                 | •                   | -                 | •                   |
| Tyre repair kit   | •                 | •                 | •                 | •                 | •                   | •                 | •                   |

Key: • Standard ○ Optional – Not available



<sup>†</sup>Fuel consumption CO<sub>2</sub> and weight figures are measured according to EC directive procedures. As a result of driving behaviour, road, traffic and weather conditions, general state and equipment level of the vehicle, real life fuel consumption and CO<sub>2</sub> figures may differ from these official values. In case of weight (defined as mass in running order), it applies to vehicles with standard equipment. Optional equipment may increase this figure and decrease the payload.

\*Connectivity for Aha™ app (including internet radio) and for internet browsing is through Wi-Fi tethering or Mobile Wi-Fi Router. Data usage and roaming charges may result in using applications on Honda CONNECT. We recommend you check your mobile phone subscribed package. Internet browsing function can only be used when the car is stationary.

\*\*HFT compatibility may vary.

<sup>‡</sup>Always use the recommended USB flash memory device. Some USB memory devices may not work in this audio unit.

Vehicle versions and equipment levels presented in this catalogue may not be available in all countries. For precise information, please contact your local Honda dealer.

The Civic is covered by several different warranties as follows:

3 year or 100,000km Standard warranty

3 year Paint corrosion warranty

5 year Exhaust corrosion warranty

10 year Chassis corrosion warranty

12 year Structural corrosion warranty





## CIVIC DNA

Civic is a story of continued development, of re-evaluating and re-inventing, of trying new ideas and discovering new technologies. Our engineers have a clear vision, they want to build a car that balances impressive performance, a unique design and flexible space, a range that is specifically designed to have a variety of characters, a hatchback and a Tourer, cars that not only look good on the road, but are successful on the race track. In many ways it perfectly reflects our passion for creating cars that people love to own and, of course, love to drive.

Models shown are Civic Type R in Championship White, Civic 1.8 i-VTEC SR in Polished Metal Metallic, Civic 1.6 i-DTEC Sport in Brilliant Sporty Blue Metallic and Civic Tourer 1.8 i-VTEC SR in White Orchid Pearl. Images are shown for illustration purposes only and show a left hand drive vehicle. In the UK, the Civic will be a right hand drive vehicle.



## FOLLOW YOUR DREAMS

Dreams can be powerful, they push you to achieve more, to explore new ideas, new technologies and uncover new ways of solving problems. They can be the inspiration to design and build a true supercar like the dramatic new NSX, or the desire to create the technologically advanced new CR-V.

Dreaming of a better world for people to enjoy has given life to a humanoid robot called ASIMO, taken flight with HondaJet and created some of the most popular motorbikes on the planet. The knowledge we gain from all the things we do and all the things we learn, goes into everything we make, just like the Civic.

