

RANGE ROVER SPORT



ABOVE & BEYOND





BY APPOINTMENT TO
HM THE QUEEN
MANUFACTURERS OF
MOTOR VEHICLES
JAGUAR LAND ROVER LIMITED
COVENTRY



BY APPOINTMENT TO
HRH THE DUKE OF EDINBURGH
MANUFACTURERS OF
MOTOR VEHICLES
JAGUAR LAND ROVER LIMITED
COVENTRY




BY APPOINTMENT TO
HRH THE PRINCE OF WALES
MANUFACTURERS OF
MOTOR VEHICLES
JAGUAR LAND ROVER LIMITED
COVENTRY



ABOVE & BEYOND

Ever since the first Land Rover vehicle was conceived in 1947, we have built vehicles that challenge what is possible. These in turn have challenged their owners to explore new territories and conquer difficult terrains. Our vehicles epitomise the values of the designers and engineers who have created them. Each one instilled with iconic British design cues, delivering capability with composure. Which is how we continue to break new ground, defy conventions and encourage each other to go further. Land Rover truly enables you to make more of your world, to go above and beyond.





IT HAS 'DRIVE ME'
WRITTEN ALL OVER IT.

Gerry McGovern.
Land Rover Design Director and Chief Creative Officer.



Scan to view the Range Rover Sport in action.

Vehicles shown are from the Land Rover global range. Specifications, options and availability will vary between markets and should be verified with your nearest Land Rover Retailer. Vehicle shown right is HSE with Dynamic Pack in Indus Silver.





CONTENTS

DESIGN

Exterior	6
Interior	9
5 + 2 Seating	10
Loadspace Capacity	12
SVR	15

DRIVING TECHNOLOGY

Testing	18
Terrain Response	20
All Terrain Progress Control (ATPC)	20
Low Traction Launch	20
Electronic Air Suspension	20
Coil Suspension	20
Hill Descent Control (HDC)	23
Wade Sensing	23
Dynamic Response	24
Torque Vectoring	24
Adaptive Dynamics	27
Dynamic Stability Control	27
SVR Dynamic Response	28

DRIVER ASSISTANCE

Driving Aids	31
Parking Aids	33
Towing Aids	35

CONNECTIVITY.

ENTERTAINMENT. COMFORT

Land Rover InControl	36
Meridian™ Sound System	40
Comfort For All	43

ENGINES

8-speed Automatic Transmission	46
Diesel Engines	47
Petrol Engines	48
Hybrid	50

BODY AND CHASSIS

All-Aluminium Body	52
--------------------	----

SAFETY

Enhanced Driver and Passenger Protection	54
--	----

ENVIRONMENTAL

Sustainability	57
----------------	----

SPECIFICATIONS

Choose Your Engine	60
Choose Your Model and Options	62
Choose Your Colour	86
Choose Your Wheels	94
Choose Your Interior	98
Choose Your Accessories	108

TECHNICAL DETAILS

	114
--	-----

A WORLD OF LAND ROVER

	116
--	-----

DESIGN

EXTERIOR

Born from a relentless drive to create a contemporary yet authentic design, its distinctive silhouette, streamlined front elevation and rearward sloping roof give the vehicle immense road presence.

With seductive flowing lines and stylish features such as the side vent and grille, the sophisticated design of the vehicle is conveyed without compromising its character.

It is beautifully proportioned with a muscular and contemporary look. The tapered bodywork and wide track help give the vehicle a powerful, planted stance.

While the gentle curves, signature headlights and sculpted corners denote the precision of its design that is unmistakably Land Rover.



Vehicle shown above and right is HSE with Dynamic Pack in Indus Silver with optional wheel.





INTERIOR

Contemporary. Beautifully designed. Flawlessly executed.

Range Rover Sport's interior is meticulously appointed to reflect its character. Superb detailing, strong elegant lines and clean surfaces combined with luxurious soft touch finishes. Intuitively placed controls, such as the CommandShift 2, create a cabin that places the driver at its centre.

The centrepiece of the interior is the bold intersection between the strong horizontal elements of the instrument panel and the vertical lines of the centre console. The dynamic character of the cockpit is complemented by the faster angle of the centre console, with its striking Satin Chrome pillars which flow from the instrument panel through into the rear cabin.

The finest materials and a keen eye for detail helped to shape this comfortable yet purposeful space. The strong architectural lines of the interior are balanced by soft lighting and the choice of colourways available. The use of leather and metal truly complements the sporty design.

The 10" screen with its 21:9 wide format is a superb addition to the vehicle's contemporary, clean interior.



5+2 SEATING

For additional seating versatility, the 5 + 2 arrangement* has two seats stowed under the floor of the luggage compartment, which are split 50/50, with no loss of boot space. They have been designed for occasional use, enabling the vehicle to accommodate up to seven occupants.

The second row seats have forwards / backwards movement of 100mm allowing for better access to the third row seats and flexible accommodation. Power operation is standard for the third row seats. When folded, the third row seats leave a flat floor in the luggage compartment with no loss of space compared to the five-seat model.



*The third row seats are suitable for use by older children who can either use the adult belt or a booster seat in conjunction with the adult belt. They are not suitable for smaller children who require a child seat where the adult belt is not used directly to restrain the child.

Features and their availability may differ by vehicle specification and market. Please see pages 68-85, or contact your nearest Land Rover Retailer, for more information. Availability varies by engine. Please see page 79 for more information. Interior shown is Autobiography with Dynamic Pack in Espresso/Ivory/Tan, with Espresso/Ivory/Tan seats and Shadow Zebrano veneer with optional features fitted (market dependent).





LOADSPACE CAPACITY

Whether you're heading off to the opera for the weekend or Geneva and on to Verbier for a week's skiing, Range Rover Sport has ample loadspace. In fact, there are 784 litres available or, when the rear seats are stored flat, 1.761 litres.

Even though the vehicle enjoys the most exemplary levels of refinement, it's always ready to accommodate your luggage or even bulkier loads with ease.

5 + 2 SEATS



5 SEATS



4 SEATS



3 SEATS



2 SEATS





RANGE ROVER SPORT SVR IS A NATURAL PROGRESSION BEYOND THE CORE VEHICLE'S OUTSTANDING ON AND OFF-ROAD CAPABILITIES AND LEADING-EDGE DESIGN. IT IS TRULY THE WORLD'S MOST CAPABLE PERFORMANCE SUV.

John Edwards.
Managing Director of Special Vehicle Operations.

SVR

EXTERIOR

Designed and Engineered by Special Vehicle Operations (SVO) – Land Rover's centre of excellence for bespoke commissions, luxury editions and performance models – Range Rover Sport SVR builds on the marque's capabilities and creates a performance SUV that is even more exhilarating.

This is immediately apparent in the SVR design, with the vehicle's muscular, broad shouldered stance being the perfect complement to its performance and handling. Large air intakes in the front bumper increase airflow to the two charge air coolers whilst the rear spoiler increases down-force at high speeds.



Vehicle shown left is SVR in Estoril Blue with optional Narvik Black contrast roof.



INTERIOR

The stylish cabin has been ergonomically designed around the driver. The 16-way sport powered seats – with memory and SVR embossing in the upper bolster – are in the softest perforated Oxford leather.

A choice of four colourways enables you to personalise the space to your taste. Added to which, deft touches such as optional Carbon Fibre finishers contribute greatly to the look.

Range Rover Sport SVR. Sit behind the wheel and you will know why it takes the performance SUV to its most rounded, electrifying and compelling level yet.



DRIVING TECHNOLOGY

TESTING

Before any vehicle can carry the Land Rover badge, it must complete a series of rigorous tests to establish the very highest levels of luxury, performance and capability.



SUSPENSION

You're unlikely to push any Land Rover harder than we have. To guarantee an unrivalled breadth of dynamic capability, both on and off-road, the vehicles have been exposed to ten years of the most extreme driving pressures in a fraction of the time using our state-of-the-art test rig.



WIND SPEED

In our climate chambers we can recreate some of the most challenging wind conditions Range Rover Sport will face. Not just 180km/h crosswinds, but high ambient temperatures and low airflow situations. Only by pushing all systems to their limits do we develop true reliability.



HOT AND COLD CLIMATE

In real world environments and our climate chambers, we freeze vehicles to -40°C and bake them to 50°C. Key functions and systems are then scrutinised to our exacting standards. So even on the most remote locations, comfort and peace of mind are never far away.



OFF-ROAD

From the icy proving grounds of Arjeplog, Sweden, to Dubai's unforgiving desert sands, we ensure our legendary all-terrain performance is innate in every vehicle. Prototypes are developed across approximately 8.500km of the most demanding off-road routes.



SEMI-ANECHOIC CHAMBER

In the 'neutral sound' of our semi-anechoic chamber we precisely expose the cabin to a range of frequencies and vibrations, making certain that Range Rover Sport sounds refined at every speed and across every surface.



MONSOON

Using our monsoon simulator, we drench our vehicles with some 85.000 litres of specially dyed water, while tilting it by as much as 45°, checking for even the slightest leak with UV lights. Ensuring each vehicle can enter and exit a body of water without a single droplet entering the cabin.



TERRAIN RESPONSE

With over 65 years of all-terrain expertise, this vehicle has Land Rover capability at its heart. Our unique 4-mode Terrain Response system enables the driver to optimise the vehicle's engine, gearbox, centre differential and chassis systems to match the demands of the terrain, by selecting one of the easily identifiable driving modes.

The optional Terrain Response 2 system enhances this even further by monitoring driving conditions and automatically selecting the driving modes to achieve the best possible chassis and powertrain set up for the conditions. It also includes additional Rock Crawl Mode.

An optional sixth setting is available when Terrain Response 2 with Dynamic Mode is specified. Dynamic Mode tunes the suspension to deliver even tighter body control with flatter handling and sharper responses.



ALL TERRAIN PROGRESS CONTROL

All Terrain Progress Control (ATPC) is a state-of-the-art optional system that enables drivers to set and maintain a steady speed in challenging conditions.

Operating like a cruise control system, it functions at very low speeds between 2kph and 30kph, enabling the driver to maintain full concentration on steering and finding a path through obstacles.

Developed by Land Rover's industry-leading all-terrain specialists, the system works seamlessly alongside the Terrain Response 2 and 4 Wheel Drive (4WD) traction and braking systems.

Once ATPC is activated, the standard steering wheel +/- cruise control buttons are used to set the speed. Brake and accelerator pedals can still override the chosen settings, with gentle braking achieving a reduction in speed.

LOW TRACTION LAUNCH*

Range Rover Sport features a dedicated launch function which enables the vehicle to pull away smoothly and easily, even on tricky low-friction surfaces like ice, snow or wet grass.

ELECTRONIC AIR SUSPENSION

Range Rover Sport features an electronic air suspension system which delivers class-leading comfort and capabilities both on and off-road.

The system automatically switches between two ride heights when the off-road setting is selected. Maximum ground clearance is increased by 65mm above normal ride height at speeds less than 50kph.

The suspension system delivers impressive wheel travel with 260mm of movement at the front and 272mm at the rear, providing exceptional wheel articulation and composure to deal with the toughest conditions.

COIL SUSPENSION

Standard with the SD4 engine, Range Rover Sport has a fully independent coil sprung suspension system that combines double wishbones at the front with an advanced multi-link rear suspension design to create an agile and responsive chassis. Ride comfort and stability when heavily laden are optimised through the use of additional secondary springs incorporated within the rear suspension.

*Not available with SDV6 Hybrid engine.

Features and their availability may differ by vehicle specification and market. Please see pages 68-85, or contact your nearest Land Rover Retailer, for more information.

Vehicle shown right is Autobiography with Dynamic Pack in Corris Grey with optional features fitted (market dependent).









HILL DESCENT CONTROL

To complement the **Terrain Response** system, Range Rover Sport can also call upon a unique suite of all-terrain technologies to help maximise performance and safety.

Hill Descent Control (HDC) assists with controlled descent of difficult slopes by maintaining a constant speed and applying braking separately to each wheel.

Hill Start Assist ensures you do not roll backwards as you pull away on an incline.

The vehicle also utilises **Gradient Release Control (GRC)** which is designed to prevent the vehicle 'running away' on a steep incline when the driver inadvertently releases the brake.

WADE SENSING

With a wading depth of up to 850mm, whether crossing streams, fords or flooded areas, the optional Wade Sensing can prove invaluable.

Unique to Land Rover, sensors located in the door mirrors give the driver pictorial real-time information about the water's depth in relation to the vehicle, as well as maximum wading capability via the Touchscreen.

This displays the angle at which the vehicle is entering deeper or shallower water, which is particularly beneficial in the dark when it is difficult to predict the wading depth.



DYNAMIC RESPONSE

Dynamic Response improves vehicle handling through hydraulic roll control, optimising on-road performance and passenger comfort, by reducing the amount of body lean during cornering.

The latest two-channel system is capable of controlling the front and rear axles independently, allowing it to be tuned to deliver increased low-speed agility, along with enhanced high-speed stability and greater steering precision.

This feature also aids off-road capability. If the system detects off-road conditions, the control module reduces the level of lean compensation and actively manages the body roll rate, allowing improved passenger comfort and body composure at low speeds.

- 1** UNADJUSTED LATERAL BODY LEAN
- 2** CORRECTED LATERAL BODY LEAN

TORQUE VECTORING

The Torque Vectoring by Braking system with dynamic active rear locking differential delivers responsive, controlled cornering and handling through even the tightest of bends. The electronic differential and vehicle's brake system constantly balance the distribution of engine torque between the four wheels when cornering. Exceptional grip and steering confirm Range Rover Sport as our most dynamic SUV.

The system is also active in off-road conditions using the relevant Terrain Response settings. It can be very effective in conditions such as sand, where it helps the vehicle turn in and avoid excessive understeer.

- A** UNDERSTEER DETECTED
- B** FULL TORQUE TO OUTER WHEELS
- C** BRAKING FORCE TO INNER WHEELS
- D** LINE CORRECTED







ADAPTIVE DYNAMICS

Featuring continuously variable dampers, Adaptive Dynamics provides the optimum balance of ride and control by offering infinitely variable damper settings between soft and firm extremes.

The system monitors vehicle movements up to 500 times per second, reacting to driver or road inputs virtually instantaneously to give great control and minimise body movement, providing a composed, flat ride. The system even senses off-road conditions, and optimises damping accordingly.

DYNAMIC STABILITY CONTROL

Stay composed when cornering as Dynamic Stability Control detects deviation from your chosen course and applies appropriate braking.

The system monitors the vehicle 100 times per second via the Dynamic Stability Control module. As the vehicle accelerates through a corner, the system uses yaw sensors to detect the beginning of understeer.

Imperceptible levels of braking are then used to correct the vehicle attitude, while engine torque is transferred to the outside wheels, which have more grip, thus maintaining traction and steering control.

Features and their availability may differ by vehicle specification and market. Please see pages 68-85, or contact your nearest Land Rover Retailer, for more information.

Vehicle shown left is HSE in Farallon Black with optional wheel.

SVR DYNAMIC RESPONSE

Working with the vehicle's updated air springs and **Adaptive Dynamics** continuously variable dampers, the two-channel Dynamic Response is specially tuned to enhance Range Rover Sport SVR's high-performance capability.

Indeed, the SVR is so much more competent on tarmac that Land Rover engineers had to completely re-scale existing Dynamic Response parameters to take account of its cornering ability, allowing the Range Rover Sport SVR to corner flatter and faster than any other Land Rover in history.

The system is also tuned to deliver a progressive breakaway at the limit, particularly when the optional 22" tyres reach their grip threshold. This ensures the vehicle remains easy to control up to and beyond the tyres' limits – while cornering at high-speed, for instance.

While Dynamic Response is tuned to behave uniquely for the Range Rover Sport SVR during performance driving, it automatically reverts to the same software map as other Range Rover Sport models once off-road use is detected by sensors monitoring body movement, wheel positions and vehicle height. This greatly reduces body lean at speeds up to 40kph and maintains excellent off-road capability.



Vehicle shown above and right is SVR in Estoril Blue with optional Narvik Black contrast roof and optional wheel.





DRIVER ASSISTANCE

DRIVING AIDS



SPORTS COMMAND DRIVING POSITION

Range Rover Sport provides drivers with a Sports Command Driving Position by elevating the driver within the vehicle, delivering the supreme sense of confidence and control with a sporting, less upright seating position.

This offers a reassuring view of the vehicle and its surroundings, with clear visibility to the side and outstanding forward visibility over the characteristic profile of the bonnet; all of which contribute to the unique Range Rover Sport character.

TRAFFIC SIGN RECOGNITION WITH INTELLIGENT SPEED LIMITER

Traffic Sign Recognition keeps you fully informed by displaying particular traffic signs in the instrument cluster where they can easily be seen, and as part of Head-up Display when fitted. The system is capable of detecting variable speed limits and where it exists, navigation data is used to increase its effectiveness. This feature can also display overtaking restrictions.

When activated, Intelligent Speed Limiter uses Traffic Sign Recognition information to adjust your vehicle's speed accordingly.

FULL THIN FILM TRANSISTOR (TFT) VIRTUAL INSTRUMENT PANEL

The optional 12,3" virtual instrument panel uses high-resolution display technology and colour graphics for clear communication of the main vehicle functions and data. With elegant virtual dials resembling 3D Chrome it can be tailored to display only information that is relevant to the current driving situation.

HEAD-UP DISPLAY

Head-up Display* is an option that presents key vehicle data such as road speed, gear position and navigation directions on the windscreen, without distraction or the need for you to take your eye off the road.

The innovative laser system is more robust against issues such as 'washout' – the effect that the glare from sunlight has on inferior LED-based systems. The system is fully configurable and can be customised to your specific tastes. The feature can be turned on or off dependent on driver preference.



*Requires infrared reflective glass.

Vehicle shown left is HSE with Dynamic Pack in Indus Silver with optional wheel.

DRIVING AIDS

Range Rover Sport has a wealth of innovative and seamlessly integrated Driver Assistance features. Each one is designed to make every journey or manoeuvre simpler and safer.



LANE KEEP ASSIST AND DRIVER CONDITION MONITOR

Lane Keep Assist detects when your vehicle is unintentionally drifting out of your lane, and gently steers you back. Driver Condition Monitor knows if you're starting to feel drowsy and gives you an early warning when you need to take a break.



ADAPTIVE CRUISE CONTROL WITH QUEUE ASSIST AND INTELLIGENT EMERGENCY BRAKING

When you're cruising on the motorway or travelling in slow-moving traffic, this system will keep your vehicle a safe distance from the one in front should it slow or stop. When the vehicle speeds up again so does Range Rover Sport. If a collision is unavoidable, Adaptive Cruise Control will engage Intelligent Emergency Braking. This system can help reduce injuries and damage by automatically applying the brakes.



AUTONOMOUS EMERGENCY BRAKING

Functioning at moderate speeds, if a potential collision is detected, this system displays a forward collision warning, giving you time to take action. If a collision is still anticipated and you have taken no action, this system will apply the brakes to help reduce the severity of the possible impact.



BLIND SPOT MONITOR WITH REVERSE TRAFFIC DETECTION

Blind Spot Monitor alerts you to vehicles in, or quickly approaching, your blind spot, through a small warning light in the corresponding door mirror. Reverse Traffic Detection warns you of hazards approaching from either side of your vehicle, through both audible and visual warnings so you know what's behind you even when the view is obstructed. Optional Blind Spot Assist with Reverse Traffic Detection is also available.

PARKING AIDS

Parking your vehicle in a busy town or city has never been a particularly simple and straightforward manoeuvre, which is why Range Rover Sport features aids to help you reverse and park with the greatest of confidence, even when you're negotiating the tightest of spaces.



PARK ASSIST – PARALLEL PARK, PARKING EXIT AND PERPENDICULAR PARK

Our Park Assist system makes parallel and perpendicular parking easier than ever by steering your vehicle into a suitable space. You just have to select the appropriate gear and control the vehicle's speed. Park Assist will also steer you out of a space, taking all of the stress out of parking. Graphics and notifications guide you through the manoeuvres.



SURROUND CAMERA SYSTEM

Giving a 360° exterior view via the Touchscreen, this helps with various manoeuvres from parking by a kerb to getting in and out of tight spaces and junctions.



REAR VIEW CAMERA

To make parking in tight spots simpler, lines to represent the vehicle's outer perimeter and predicted path are superimposed on the rearward image displayed on your Touchscreen.





TOWING AIDS

With a towing capacity of up to 3.500kg* and by incorporating tailored technologies, Range Rover Sport can handle the most demanding of tasks.

ELECTRICALLY DEPLOYABLE TOW BAR

The optional electrically deployable tow bar is stowed discreetly behind the bumper and deploys / stores in 12 seconds with one touch of a button. It is sensitive to obstructions and will stow automatically if necessary.

TOW HITCH ASSIST

Tow Hitch Assist makes coupling a trailer to the vehicle much easier by helping you visualise the hitching process; it displays the predicted path of the vehicle tow ball towards the trailer tow bar on the Touchscreen. Standard with Rear View Camera.

TOW ASSIST

On the road, the Tow Assist feature helps with reversing by predicting the trailer's direction. You can even choose your trailer's width for precise guidelines displayed on the Touchscreen. Standard with Surround Camera System.

ADVANCED TOW ASSIST

Advanced Tow Assist allows you to control the direction of your trailer when reversing by using the rotary Terrain Response 2 controller. The optional system will control the vehicle's steering to achieve the desired trailer trajectory. The Touchscreen will display the current and desired trailer trajectory.

TRAILER STABILITY ASSIST

Trailer Stability Assist (TSA) monitors the vehicle to detect movements in the trailer and then uses selective braking to help correct potentially hazardous situations.

SURROUND CAMERA SYSTEM

For a complete, all-round view, the optional Surround Camera System incorporating T-Junction View helps to see everything clearly on the high-resolution full colour Touchscreen. Using four digital cameras discreetly placed around the vehicle, the system provides an almost complete 360° view including a birds-eye overhead view. It aids parking and is perfect for more complex driving assignments such as towing a yacht or a horsebox.

Along with the ability to display several different views at the same time, this technology can also zoom and pan, ensuring objects and angles, normally below the line of sight, can be seen.

*3.000kg limit with SDV6 Hybrid Diesel engine and on SVR model.

Vehicle shown left is HSE with Dynamic Pack in Indus Silver.

Vehicle shown above is an accessorised Autobiography with Dynamic Pack and Bright Pack in Corris Grey. Accessories shown include Noble Plated mirror caps, Stainless Steel front undershield, side protection tubes and 21" 9 spoke 'Style 901' wheel with Satin Black finish.

CONNECTIVITY. ENTERTAINMENT. COMFORT

LAND ROVER INCONTROL



InControl is our suite of advanced technologies that links both you and your Range Rover Sport to the wider world. The standard InControl Touch Pro can be enhanced by adding the connectivity package, InControl Connect Pro.

INCONTROL TOUCH PRO



INCONTROL TOUCH PRO

InControl Touch Pro's next-generation hardware and software advances Range Rover Sport's connectivity and entertainment to the very highest level. Some key aspects of InControl Touch Pro are:

- 10" Touchscreen
- InControl Touch Pro Navigation
- Range Rover Audio System 250W with 8 speakers.

OPTIONAL

- 12,3" Instrument Panel Display with virtual dials and full screen 3D Map View
- InControl Apps – features a range of Land Rover approved apps that can be connected to Range Rover Sport from your smartphone. It ensures safe and convenient use of apps optimised to enhance aspects of your in-car experience
- InControl Protect – consists of SOS Emergency Call, Land Rover Optimised Assistance and Remote Essentials smartphone app
- InControl Secure – provides stolen vehicle monitoring and notifications via your smartphone and the secure call centre
- Digital Audio Broadcast (DAB) Radio
- Digital TV
- Rear Seat Entertainment (not available on S and SVR models)
- Meridian™ Surround Sound System 825W with 18 speakers and subwoofer
- Meridian™ Reference Sound System 1700W with 22 speakers and subwoofer and Conversation Assist.



INCONTROL CONNECT PRO

You have the option of adding InControl Connect Pro's services, technologies and applications to give you the very best in connectivity and convenience. It offers features including:

- InControl Apps
- Remote Premium – includes Remote Climate Control, Remote Lock and Unlock, and Remote Beep and Flash
- InControl Pro Services – includes Wi-Fi Hotspot, Route Planner App, Live Services, Commute Mode, Arrival Mode and Arrival Mode Parking.


Please refer to the standard and optional feature listing on page 85.

InControl features, options and their availability remain market and powertrain dependent – check with your Retailer for local market availability and full terms. Certain features require a Micro SIM with a suitable data contract which will require further subscription after the initial term advised by your Retailer. iPhone® is a registered trademark of Apple Inc., registered in the US and other countries. Mobile network connectivity cannot be guaranteed in all locations. InControl apps will need to be downloaded from the Apple/Android Store, please contact your nearest Land Rover Retailer for further information.

Vehicle shown left is HSE with Dynamic Pack in Indus Silver with optional wheel.

10 WAYS TO GET YOUR LIFE INCONTROL

Find a parking space, stream your favourite music and even track a stolen vehicle. Find out how InControl will make your life easier.

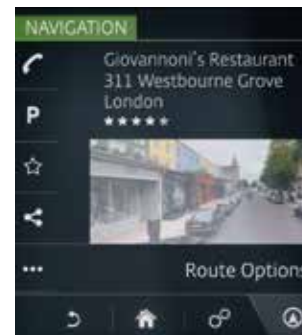


PLANNING ROUTES

Before setting off, use the **Route Planner App** or online portal to search, save locations or set your destination. The app uses the Cloud to send your destination automatically to your vehicle's navigation screen.

STAYING CONNECTED

Before you get into your vehicle, set your ideal cabin temperature with the **Remote Premium App** on smartphones and now the Apple Watch. On the road, the in-car **Wi-Fi Hotspot** provides a stable Internet connection and lets you connect up to eight devices.



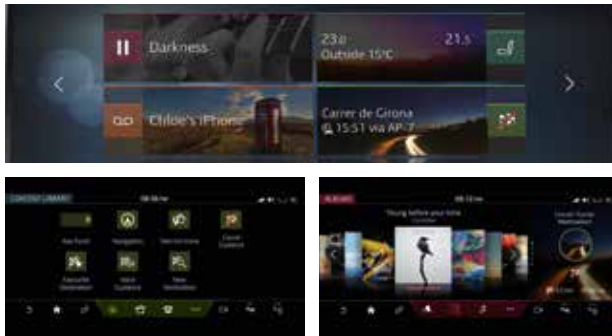
STAYING FOCUSED

Our all-new InControl Touch Pro **Voice Recognition** system understands normal spoken instructions. So you can concentrate on the road ahead without any distractions.

FINDING PARKING

When you near your destination, **InControl Touch Pro Navigation** will suggest nearby parking from a database including space availability. With just one click, the car park is added and your route is updated. **Arrival Mode Parking** shows a 360° street level image to help you identify your destination.

InControl features, options and their availability remain market and powertrain dependent – check with your Retailer for local market availability and full terms. Certain features require the fitment of InControl Connect Pro and a Micro SIM with a suitable data contract which will require further subscription after the initial term advised by your Retailer. Apple Watch® is a registered trademark of Apple Inc., registered in the US and other countries. Mobile network connectivity cannot be guaranteed in all locations. InControl apps will need to be downloaded from the Apple/Android Store, please contact your nearest Land Rover Retailer for further information.



MOVING FASTER

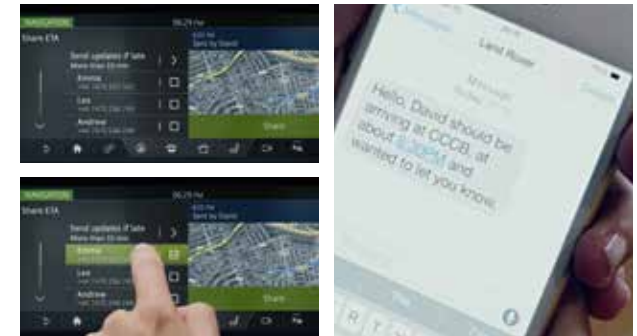
InControl Touch Pro brings you more processing power, thanks to a quad core processor, plus integrated Ethernet network.

Customisable homescreens let you arrange the screen, as you like, with up to four personalised homescreens and over 60 shortcuts.



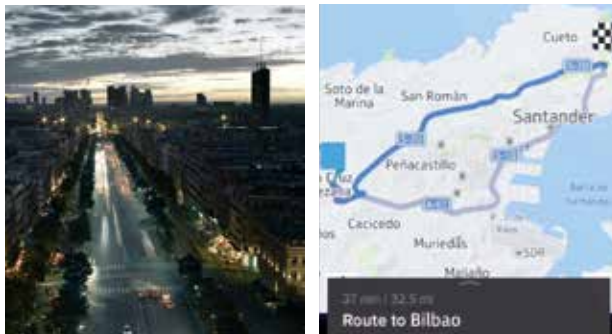
INTELLIGENT ROUTING

Commute Mode allows the system to learn your commutes and automatically advises you of the expected journey time based on live and historical traffic movements without having to input a destination. The system learns the routes you take for a given destination and then advises which of those is the quickest.



SHARING PROGRESS

Share your estimated time of arrival so your selected contact(s) will know exactly when you will arrive, as calculated by the navigation guidance system. If you're running late, Share ETA can then send automatic updates via text or email, without any further action from you.



DOOR-TO-DOOR

Once you've parked, the Route Planner App will guide you to your destination – a true door-to-door experience which includes public transport options. The Remote Premium App also lets you check your vehicle to make sure you've locked and secured all doors and windows.



YOUR VEHICLE CAN BE TRACKED IF STOLEN

With InControl Secure, if your vehicle is broken into, a silent alarm is triggered alerting the relevant authorities. Your vehicle can then be tracked until it is recovered.



HELP IS ALWAYS AT HAND

With InControl Protect the emergency services will be automatically notified if you're in an accident, or you can call them manually via an in-car button. You can also summon a Land Rover Optimised Assistance operator should you need technical assistance.



MERIDIAN™ SOUND SYSTEMS

Meridian products offer the very best in British engineering, technology and design. Just like Land Rover, it is an intuitive and personal experience. Meridian sound masters have employed years of psychoacoustic research to enable you to experience music in a new dimension.

MERIDIAN REFERENCE SOUND SYSTEM (1700W)

The optional 1700 Watt system has 22 speakers and 22 channels, and a dual channel subwoofer, with four speakers located in the roof lining delivering an even more realistic musical performance. Whilst all sound systems offer highly optimised sound quality, the 1700 Watt system incorporates Meridian Trifield* 3D technology, which provides greater control over the content of the surround and side channels, as well as additional signal feeds for height speakers.

This innovative technology expands the sense of space within the cabin, providing a personal, realistic three-dimensional listening experience in every seat. Your entertainment system comes with Conversation Assist, a feature that aids normal conversation between everyone in the vehicle, by a microphone that is linked from the rear seats to speakers in the front.

MERIDIAN SURROUND SOUND SYSTEM (825W)

The 825 Watt system has 18 speakers and 16 channels, and a dual channel subwoofer, that are placed in ideal positions around the vehicle. This optional system also incorporates Meridian Trifield* technology to create a concert-like experience for all occupants.

Meridian is a registered trademark of Meridian Audio Ltd.

*Trifield and the "three fields" device is a trademark of Trifield Productions Ltd.

Features and their availability may differ by vehicle specification and market.

Please see pages 68-85, or contact your nearest Land Rover Retailer, for more information.

Vehicle shown right is Autobiography with Dynamic Pack and Bright Pack in Corris Grey.



MERIDIAN REFERENCE SOUND SYSTEM

 1700 WATTS

 22 SPEAKERS

 SUBWOOFER



COMFORT FOR ALL



CLIMATE CONTROL

To ensure that the interior is maintained at the perfect temperature whatever the weather outside, Range Rover Sport features a Climate Control system which is based on class-leading technology. The result of an incredibly rigorous development programme, the system has been tested in real-world conditions in temperatures ranging from -40 to 50°C.

Three versions are available: the standard two-zone system, a three-zone system, or the premium four-zone system with separate climate controls for driver, front passenger and each side of the rear cabin.

With its independent heating and cooling capability in the rear compartment, the four-zone system offers great comfort in the rear seats, with multiple outlets at face, foot and hip level.



REMOTE PARK HEAT WITH TIMED CLIMATE

Optional Remote Park Heat with Timed Climate enables you to pre-heat or ventilate the vehicle with remote control and seven-day timer.

This pre-heats the engine, channelling residual heat into the cabin, so the vehicle is warm and comfortable by the time you need to leave. It can be activated immediately by remote control, or pre-programmed through the Touchscreen to ensure it is ready for your regular morning departure time.

CONFIGURABLE INTERIOR MOOD LIGHTING

Passengers can change the interior lighting to suit their tastes. There are ten colours in total ranging from Spark Blue through to Ice White and Racing Red. Simply operated variable brightness controls can help create the desired mood. The clean, elegant lines and premium materials of the interior are complemented by carefully detailed LED mood lighting that brings the cabin alive at night. Available as an optional feature.

PANORAMIC ROOF

Flooding the interior with light, the optional fixed or sliding panoramic roof enhances the feeling of space and a connection to the world outside. Yet, at the touch of a button, the driver and passengers can feel cocooned once more as the full-length power blind glides into place.

Interior shown left is HSE in Ebony/Ivory with Ivory seats with optional features fitted (market dependent).



COMFORT FOR ALL

POWERED GESTURE TAILGATE

This optional feature adds practicality and makes life with your Range Rover Sport even easier. Electronically operated, simply by performing a smooth upward movement of the foot beneath the sensor, powered gesture tailgate enables the driver to operate the tailgate (both to open and close) from the kerbside without needing to physically touch either the vehicle or the key fob. And as the system is compatible with accessory towing solutions, you can still open and close the tailgate with the least amount of fuss.

SOFT DOOR CLOSE

For additional convenience, Range Rover Sport comes with power latching on all doors. This allows the last 6mm of the travel of the doors to be controlled and provides a soft close of the front and rear doors. Available as an optional feature.

REAR SEAT ENTERTAINMENT

The optional Rear Seat Entertainment System provides either 8" screens built in to the headrest or 10" high-definition seat mounted articulating screens. It includes 'Journey Status', a Navigation Summary screen which displays a pop-up for the rear occupant detailing the time and distance to destination. Both systems come with a pair of WhiteFire® digital wireless headphones and HDMI, Mobile High-Definition Link and USB connections.

AUTOMATIC ACCESS HEIGHT

Attention to detail is everywhere you look and in everything you touch. For instance, the Automatic Access Height feature lowers the vehicle with precision by up to 50mm, for easier entry and exit when parked. Arriving in style at any function has never been more relaxed. Only available with electronic air suspension.

WhiteFire® is a registered trademark of Unwired Technology LLC and any use of such marks by Land Rover is under licence. Features and their availability may differ by vehicle specification and market. Please see pages 68-85, or contact your nearest Land Rover Retailer, for more information. Interior shown right is HSE in Ebony/Ivory with Ivory seats with optional features fitted (market dependent).

Vehicle shown left is HSE with Dynamic Pack in Indus Silver and optional wheel.



ENGINES

8-SPEED AUTOMATIC TRANSMISSION

All petrol and diesel engines in the Range Rover Sport are paired with the advanced electronically controlled ZF 8-speed automatic gearbox, which has been tuned by Land Rover engineers to combine silky-smooth shifting with exceptionally rapid response.

With eight closely spaced ratios, gear changes are almost imperceptible, with each shift completed in just 200 milliseconds.

Controls include the optional steering wheel-mounted Paddle Shift and the standard CommandShift 2, enabling the driver to take control of gear shifting manually.

The transmission accepts multiple downshifts, maintaining an absolutely smooth transition between ratios, with quicker shifts and sportier kick-downs in Dynamic Mode.

The optimised lightweight 8-speed transmission is the perfect partner to the torque-rich petrol and diesel engines, and contributes to their fuel efficiency.

The transmission is tuned to select torque converter lock-up as early as possible to reduce slip and energy loss. **Transmission Idle Control** disengages 70 percent of the drive when the vehicle is stationary and the engine is idling in Drive, significantly reducing fuel consumption in urban conditions.

In cold conditions, the transmission selects a lower gear to promote fast warm up and get the engine up to its efficient operating temperature as soon as possible.

DIESEL ENGINES

SD4 240PS

Ingenium is Jaguar Land Rover's new breed of engine designed for effortless performance, refinement and efficiency. With advanced technology and all-aluminium construction, Ingenium delivers impressive fuel consumption and CO₂ emissions. Ingenium is intelligent too – computer controlled, adaptive engine cooling only engages as required. Internal friction – the enemy of performance and efficiency – is 17 percent lower in the Ingenium range than previous generation engines. However, such impressive figures haven't been achieved at the expense of performance. With its twin turbochargers, anti-backlash gears and decoupled solenoid injectors, the drive is refined.

TDV6 258PS

The TDV6 engine delivers exceptional performance and efficiency. It achieves 0-100kph in 7,6 seconds with 600Nm of torque and CO₂ emissions from as low as 182g/km (with Stop/Start System).

SDV6 306PS

With 700Nm of torque, the twin-turbo SDV6 model hits 0-100kph in just 7,2 seconds, achieving CO₂ emissions from as low as 185g/km (with Stop/Start System).




The engine uses an eight-nozzle injector design for more precise injection and better fuel atomisation. The revised intake system with twin intercoolers ensures charge cooling, and the engine features the latest tandem solenoid Intelligent Stop/Start System for further reduced fuel consumption and emissions.

SDV8 339PS

With a notable 339PS, the SDV8 4,4-litre combines huge reserves of power with impressively low emissions and unparalleled levels of refinement.

With 740Nm produced between 1.750 and 2.250rpm, the SDV8 delivers completely effortless performance, surging from 0-100kph in 6,9 seconds, and excellent fuel efficiency reflected in CO₂ emissions from as low as 219g/km.

The SDV8 achieves its balanced blend of driveability and refinement through advanced diesel technologies, most notably the innovative parallel sequential turbocharging concept which delivers performance and responsiveness throughout the rev range.

	 ACCELERATION 0-100KPH (SECONDS)	 TOP SPEED (KPH)	 CO ₂ EMISSIONS (G/KM)
2,0L SD4	8,3	207	164
3,0L TDV6	7,6	209	182
3,0L SDV6	7,2	209/225*	185
3,0L SDV6 Hybrid	6,7	209/225*	164
4,4L SDV8	6,9	209/225*	219

*Only available on Dynamic Pack models.
Official EU Test Figures. For comparison purposes only. Real world figures may differ.

PETROL ENGINES

V6 SUPERCHARGED 340PS

A Roots-type twin vortex supercharger is mounted in the 'V' between the two rows of cylinders for compact dimensions. Supercharging provides linear delivery of power and maximises responsiveness. This results in performance matching much larger engines, while optimising economy and reducing emissions. The engine also features dual independent variable cam timing to vary inlet and exhaust valve operation, working alongside lightweight pistons with ultra-low friction piston rings, for increased performance and efficiency. For added refinement there is a twin, contra-rotating balancer shaft system.

V8 SUPERCHARGED 510PS

5,0L V8 Supercharged delivers exhilarating performance with a top speed of 250kph (with Dynamic Pack) and a 0-100kph in just 5,3 seconds on a power output of 510PS and 625Nm of torque, all achieved with supreme refinement.



The V8 has a compact and lightweight all-aluminium design, with extremely low levels of internal friction. The engine is optimised around a Bosch engine management system. This features high-pressure direct injection with centrally mounted, multi-hole, spray guided injection system.

The 510PS engine is fitted with a sixth generation, Twin Vortex System (TVS) supercharger that offers thermodynamic efficiency and refined noise levels.

V8 SUPERCHARGED 550PS

Range Rover Sport SVR goes from 0-100kph in 4,7 seconds. It has a top speed of 260kph. Its 5,0 litre Supercharged V8 Petrol engine delivers 550PS and 680Nm.

This breath-taking performance is enabled by a recalibration of the engine and its management system to increase maximum available boost pressure. Maximum torque is delivered at 3.500-4.000rpm.

	 ACCELERATION 0-100KPH (SECONDS)	 TOP SPEED (KPH)	CO₂ EMISSIONS (G/KM)
3,0L V6 Supercharged	7,2	209	243
5,0L V8 Supercharged	5,3	225/250*	298
5,0L V8 Supercharged SVR	4,7	260	298

*Only available on Dynamic Pack models.
Official EU Test Figures. For comparison purposes only. Real world figures may differ.



HYBRID

Range Rover Sport Hybrid was the first diesel SUV of its kind in the world. It is designed and engineered to deliver class-leading capability and versatility. By fully integrating the hybrid technologies into the chassis, nothing is lost in ground clearance, approach and departure angles or the 850mm wading depth. The vehicle truly is 100% Hybrid, 100% Land Rover.

A lithium-ion battery pack is mounted under the floor of the vehicle to avoid any impact on loadspace or passenger accommodation. It is protected by a boron steel cradle to ensure the vehicle retains its full off-road breadth of capability.

Attention to detail is at the very heart of Land Rover. That is why even the alloy wheels on Range Rover Sport Hybrid are designed for increased efficiency. They feature spokes that are aerodynamically shaped so, as they move through the air, they require less power to keep them moving. To finish, the vehicle is specified with a unique Hybrid badge that is located on the side vent.

Select from four Hybrid driving modes to tailor the vehicle's performance to your requirements.



Electric Vehicle (EV) On Mode: Optimises hybrid battery power and is whisper quiet enhancing the refinement around town or peaceful villages.

Electric Vehicle (EV) Off Mode: Enables the vehicle's default setting where the hybrid system selects the most efficient combination of diesel and electric power to meet the power and torque required.



Sport Mode: Gives full access to the vehicle's performance, comparable to the SDV8. The throttle response becomes more immediate with torque triggered from less pedal pressure, ideal for when additional power is required.



Auto Stop/Start Off Mode: Increases charging opportunities as this option means the engine runs continuously, inhibiting the Stop/Start System.

Range Rover Sport Hybrid has been tested on the most demanding terrains, rigs and under the same extremes as every Land Rover. Whilst nothing is lost in the responsiveness of the drive, hybrid technologies deliver great efficiencies.

The 3.0L SDV6 Diesel engine with a 35kW electric motor generates an impressive 700Nm of torque resulting in the same performance as the SDV8 Diesel but, from 164g/km, has 9 percent lower (18g/km less) CO₂ emissions when compared with the TDV6 engine.

Innovative engineering ensures the transmission of energy between battery and engine is seamless. This energy is created by the **Regenerative Braking Process**, through electro-hydraulic brakes on the rear axle that capture and store kinetic energy in the battery, normally lost through braking.

This is then used to power the electric motor and ensures that torque is instantly available on demand.





HIGH VOLTAGE BATTERY
INVERTER PACKAGE

TRANSMISSION WITH
INTEGRATED 35kW
ELECTRIC MOTOR

V6 DIESEL
ENGINE

BODY AND CHASSIS

ALL-ALUMINIUM BODY


A category first, the all-aluminium monocoque body makes the vehicle light, strong, fuel efficient and sustainable. Being light also improves both speed and agility for a refined driving experience.

The body has been engineered to withstand the same off-road impacts as all Land Rovers. This structure means that traditional energy intensive construction methods, such as spot welding, are not required.

To create such a weight-efficient body, the structure features a rigorously optimised combination of pressed, cast and extruded aluminium alloy components, so that the strength of the bodyshell is concentrated precisely where the loads are greatest.

This results in a structure which delivers outstanding stiffness and refinement together with excellent crash performance.

This structure is supported by a lightweight front and rear suspension designed to deliver a much broader range of dynamic capabilities across all terrains.





SUSPENSION

Primarily constructed from lightweight aluminium components, the suspension is fully independent, with a wide-spaced double-wishbone design at the front and an advanced multi-link layout at the rear.

The suspension concept is specifically developed to maximise Range Rover Sport's unrivalled breadth of capability, offering responsive and agile handling together with supreme ride quality and refinement.

SVR

Range Rover Sport has been praised for its high levels of comfort and extremely agile handling. SVR takes that capability to the next level. The vehicle's chassis is tuned to provide quicker responses, tighter body control, higher cornering velocities and an increased sense of connection to the road.

SAFETY

ENHANCED DRIVER AND PASSENGER PROTECTION

Range Rover Sport's optimised aluminium body structure protects occupants using an incredibly strong and stable safety cell. The crash structure is extensively optimised using computer simulation tools, which allows engineers to conduct a significant number of 'virtual' crash tests long before physical prototypes are available.

The occupant safety package includes a comprehensive system of airbags and restraint systems including driver and passenger airbags, side curtain and thorax airbags and seat belt pretensioners* which are linked to the vehicle's emergency braking functions.

PASSENGER SEAT BELT CHECK SYSTEM



CURTAIN AIRBAG WITH ROLLOVER SENSING

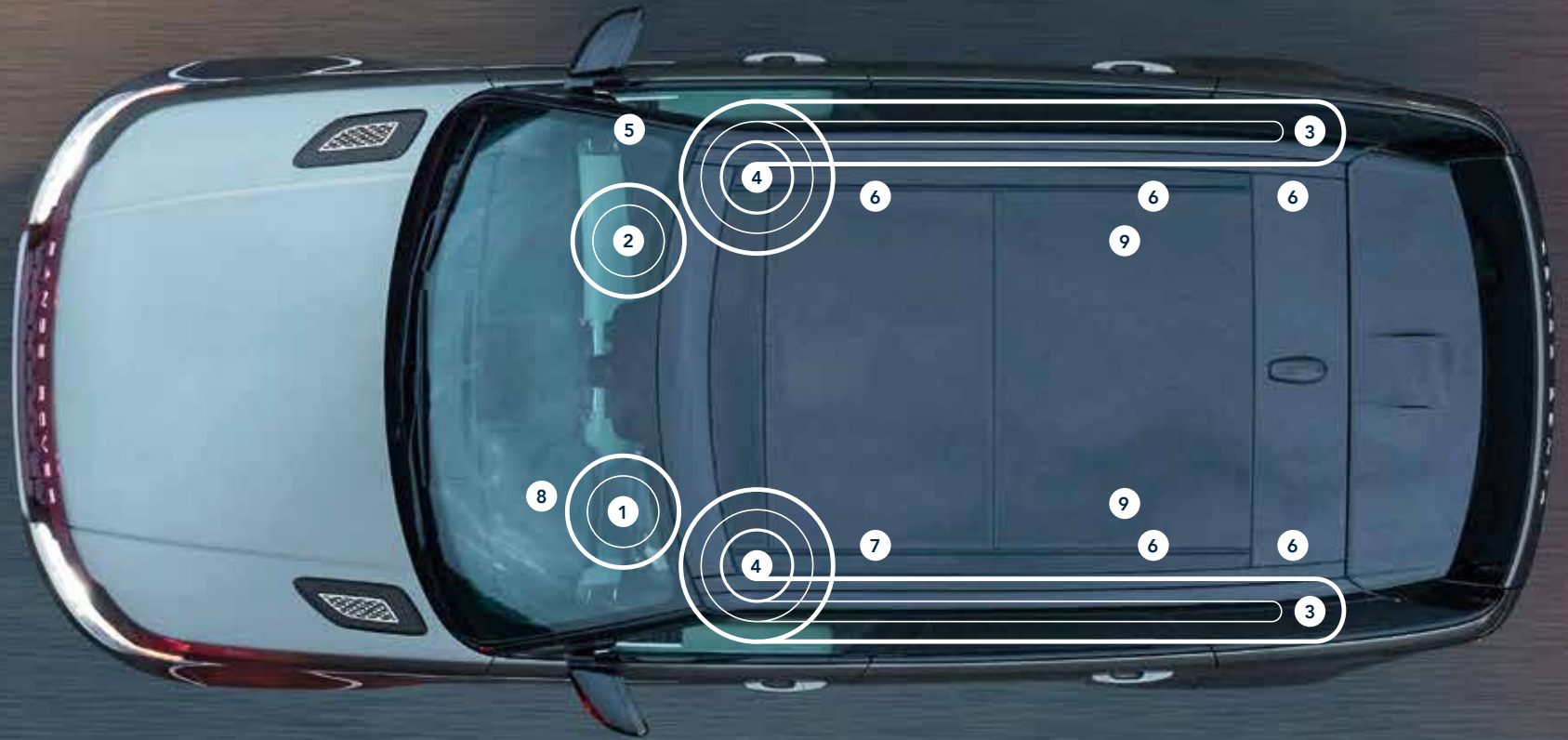
In the event of a side impact or rollover, these are deployed to provide greater protection against head injuries.

SEAT BELT PRETENSIONERS*

Provide additional protection in the event of a front impact by reducing the forward movement of the occupant.

DUAL STAGE DRIVER AND PASSENGER AIRBAGS

In a severe impact, the airbags fully inflate to offer the highest levels of protection. In a lesser impact, they partially inflate.



SAFETY SYSTEMS

- 1** DUAL STAGE DRIVER AIRBAG
- 2** DUAL STAGE PASSENGER AIRBAG
- 3** SIDE CURTAIN AIRBAGS

- 4** SIDE THORAX AIRBAGS
- 5** AIRBAG DEACTIVATION SWITCH FOR FRONT PASSENGER
- 6** SEAT BELT PRETENSIONERS

- 7** DOUBLE SEAT BELT PRETENSIONER
- 8** SEAT BELT REMINDER
- 9** ISOFIX POINTS





ENVIRONMENTAL

SUSTAINABILITY

EFFICIENCY DRIVES SUSTAINABILITY

Range Rover Sport demonstrates Land Rover's commitment to enhancing the sustainability of its products and operations. With its lightweight aluminium structure and optimised powertrains – including the innovative Hybrid Diesel – Range Rover Sport addresses the growing consumer need for more socially acceptable vehicles in a carbon-conscious world.

Its greener credentials stem from a comprehensive approach to reducing environmental impact throughout the life cycle of the vehicle, from development and manufacturing, to customer use and end-of-life.

SUSTAINABLE BY DESIGN, WITH LIFE CYCLE APPROACH

In order to minimise the vehicle's overall ecological impact, Range Rover Sport is designed with a life cycle approach, aiming to minimise the environmental impact by considering the entire life cycle of the vehicle.

Each element of the life cycle was analysed with a view to consuming fewer natural resources, using more sustainable materials and minimising the generation of waste.

The development process has included a full life cycle assessment in line with ISO 14040/14044.

Range Rover Sport's aluminium construction makes a major contribution to its reduced carbon footprint. Up to 50 percent of the aluminium material is sourced from recycled content, resulting in a significant saving of energy and CO₂ emissions.

Recycled and renewable materials are used wherever possible in the Range Rover Sport. High specification vehicles use up to 26,7kg of recycled plastics, diverting over 11.800 tonnes of plastic from landfill during the carline's life. Natural and renewable materials, such as the luxurious leathers and veneers, represent 28kg of each vehicle.

INTELLIGENT STOP START SYSTEM

To ensure the greatest possible fuel efficiency, all Range Rover Sport powertrains incorporate low CO₂ technologies such as the advanced Intelligent Stop/Start System, which improves fuel consumption by between 5 and 7 percent. The system automatically shuts down the engine at rest and starts it again as soon as you lift your foot off the brake. It features a **Tandem Solenoid Starter** with a dedicated secondary battery for instant restarting.

Vehicle shown left is Autobiography with Dynamic Pack and Bright Pack in Corris Grey with optional wheel and optional unpainted brake calipers.

RANGE ROVER SPORT OFFERS
GREAT OPTIONS AND FLEXIBILITY
TO PERSONALISE YOUR VEHICLE.

The following pages take you through a logical series of steps to make your vehicle suit your lifestyle. There are several choices: from selecting your engine and model to exterior and interior colours, wheels, finishes and those detailed touches to enable you to personalise your vehicle.

If you'd like to bring your options to life, go to our online configurator at landrover.com

60-61

1

**STEP 1
CHOOSE YOUR ENGINE**

You can select from a range of powerful petrol or diesel engines.

62-85

2

**STEP 2
CHOOSE YOUR MODEL
AND OPTIONS**

Compare the standard and optional features on each model.

86-93

3

**STEP 3
CHOOSE YOUR COLOUR**

There's a wide range on offer to enable you to express yourself.

94-97

4

**STEP 4
CHOOSE YOUR WHEELS**

There's a range of styles, each one designed to complement the bold exterior.

98-107

5

**STEP 5
CHOOSE YOUR INTERIOR**

Carefully selected colours complemented by a range of finishes. You can personalise your interior space.

108-113

6

**STEP 6
CHOOSE YOUR ACCESSORIES**

This range of stylish and practical accessories can be tailored to suit any lifestyle.

114-115

TECHNICAL DETAILS

Technical information and data for dimensions, performance and specifications.

1



DRIVELINE, ENGINE PERFORMANCE AND FUEL ECONOMY

	DIESEL					PETROL		
	2,0L SD4	3,0L TDV6	3,0L SDV6	3,0L SDV6 HYBRID	4,4L SDV8	3,0L V6 SUPERCHARGED	5,0L V8 SUPERCHARGED	5,0L V8 SUPERCHARGED SVR
	AUTOMATIC	AUTOMATIC	AUTOMATIC	AUTOMATIC	AUTOMATIC	AUTOMATIC	AUTOMATIC	AUTOMATIC
POWER (PS)	240	258	306	354	339	340	510	550
Driveline	4 Wheel Drive (4WD)	4 Wheel Drive (4WD)	4 Wheel Drive (4WD)	4 Wheel Drive (4WD)	4 Wheel Drive (4WD)	4 Wheel Drive (4WD)	4 Wheel Drive (4WD)	4 Wheel Drive (4WD)
Maximum power kW (PS) / rpm	177 (240) / 4.000	190 (258) / 3.750	225 (306) / 4.000	260 (354)* / 4.000*	250 (339) / 3.500	250 (340) / 6.500	375 (510) / 6.000-6.500	405 (550) / 6.000-6.500
Maximum torque (Nm / rpm)	500 / 1.500	600 / 1.750-2.250	700 / 1.500-1.750	700* / 1.500-1.750*	740 / 1.750-2.250	450 / 3.500-5.000	625 / 2.500-5.500	680 / 3.500-4.000
Capacity (cc)	1.999	2.993	2.993	2.993	4.367	2.995	4.999,7	4.999,7
No. of cylinders	4	6	6	6	8	6	8	8
Valves per cylinder	4	4	4	4	4	4	4	4
Cylinder layout	Longitudinal I4	Longitudinal V6	Longitudinal V6	Longitudinal V6	Longitudinal V8	Longitudinal V6	Longitudinal V8	Longitudinal V8
FUEL ECONOMY								
Urban	l/100km (mpg)	7,5 (37,7)	7,8 (36,2)	7,9 (35,8)	6,8 (41,5)	10,8 (26,2)	13,4 (21,1)	18,3 (15,4)
Extra Urban	l/100km (mpg)	5,5 (51,4)	6,4 (44,1)	6,4 (44,1)	5,9 (47,9)	7,6 (37,2)	8,4 (33,6)	9,8 (29,0)
Combined	l/100km (mpg)	6,2 (45,6)	6,9 (40,9)	7,0 (40,4)	6,2 (45,6)	8,4 (33,6)	10,5 (26,9)	12,8 (22,1)
CO ₂ Urban emissions	g/km	198	204	208	177	281	319	426
CO ₂ Extra Urban emissions	g/km	144	168	168	154	198	201	228
CO ₂ Combined emissions	g/km	164	182	185	164	219	243	298

MODELS BY ENGINE

	S	SE	HSE	HSE WITH DYNAMIC PACK	AUTOBIOGRAPHY WITH DYNAMIC PACK	SVR
2,0L SD4 Diesel	■	■	■			
3,0L TDV6 Diesel	■	■	■	■		
3,0L SDV6 Diesel		■	■	■	■	
3,0L SDV6 Hybrid Diesel			■	■	■	
4,4L SDV8 Diesel			■	■	■	
3,0L V6 Supercharged Petrol			■	■		
5,0L V8 Supercharged Petrol				■	■	
5,0L V8 Supercharged Petrol (SVR)						■

*When combined with electric motor.

Fuel consumption figures: the results given here do not express or imply any guarantee of the fuel consumption of any particular vehicle with which this information may be supplied. Vehicles are not individually tested and there are inevitable differences between individual vehicles of the same model. The vehicle may also incorporate particular modifications. Furthermore, the driver's style and road traffic conditions, as well as the extent to which the vehicle has been driven and the standard of maintenance, will affect its fuel consumption. Low fuel warning at 9 litres approximately.

Official EU Test Figures. For comparison purposes only. Real world figures may differ.

Vehicle shown left is HSE with Dynamic Pack in Firenze Red with optional features fitted (market dependent).

2



EACH MODEL HAS A CHOICE OF ENGINES AND UNIQUE FEATURES.

Each model has a choice of engines and unique features. This guide will help you to select your ideal Range Rover Sport. On the following pages you will see the standard features for each model.

RANGE ROVER SPORT S



- Grille in Dark Atlas with Gloss Black surround
- Fender vent with Dark Atlas fingers, Satin Black mesh and surrounds
- Body-coloured upper mirror caps
- Atlas Silver RANGE ROVER script on bonnet and tailgate
- Body-coloured roof
- Tow eye covers in Dark Techno Silver
- PVC/cloth seats
- 19" 5 split-spoke 'Style 501' alloy wheels
- Tailgate finisher in Satin Chrome.

RANGE ROVER SPORT SE



- Contents of S, plus:**
- Front fog lights.

- Replaces S contents:**
- Grained leather
 - 20" 5 split-spoke 'Style 520' alloy wheels (Standard with SDV6 engine).

RANGE ROVER SPORT HSE



Contents of S/SE, plus:
– Available with Hybrid.

Replaces S/SE contents:
– Grille in Atlas with Gloss Black surround
– Fender vent with Atlas Silver fingers, Atlas Silver mesh and Gloss Black surround
– Fog light surrounds in Atlas Silver
– Tow eye covers in Indus Silver
– Seats in perforated Oxford leather
– 20" 5 split-spoke 'Style 520' alloy wheels*.

RANGE ROVER SPORT HSE WITH DYNAMIC PACK



Contents of HSE, plus:
– Performance Enhancement (increase in Top Speed) (except TDV6 and V6 Supercharged engines)
– Red SPORT badge
– Red Brembo™ branded brake calipers (not available with V6 Supercharged engine. Option with TDV6 engine).

Replaces HSE contents:
– Grille in Gloss Black painted mesh with Gloss Black surround
– Gloss Black fender vents and fingers
– Narvik Black mirror caps
– Gloss Black bonnet vents and mesh
– Gloss Black bonnet and tailgate script
– Fog light blades in Gloss Black
– Gloss Black tailgate finisher
– Tow eye covers in Corris Grey
– 21" 5 split-spoke 'Style 507' alloy wheels with Satin Grey finish*.

RANGE ROVER SPORT AUTOBIOGRAPHY WITH DYNAMIC PACK



Contents of HSE with Dynamic Pack, plus:

- Unique design of front and rear bumper corners
- Bright Pack available as a no cost option.

Replaces HSE with Dynamic Pack contents:

- Body-coloured side sills and bumpers
- Narvik Black contrast roof as standard**
- Seats in perforated Oxford leather with Autobiography pattern
- 21" 5 split-spoke 'Style 507' alloy wheels with Diamond Turned finish.

RANGE ROVER SPORT SVR



Contents of Autobiography with Dynamic Pack, plus:

- Darkened headlights with Gloss Black finish to non-reflective surfaces
- Specialised rear spoiler
- Bright quad tailpipes.

Replaces Autobiography with Dynamic Pack contents:

- Unique grille in Gloss Black painted mesh with Gloss Black surround
- Distinct design of fender vents in Gloss Black
- Lower front bumper grille insert and splitter in Gloss Black (splitter is Corris Grey when exterior colour is Fuji White, Yulong White or Indus Silver)
- Unique design of front and rear bumpers
- Sport seats in perforated Oxford leather with SVR pattern
- 21" 5 split-spoke 'Style 517' alloy wheels†
- Blue Brembo™ branded brake calipers.

**Body-coloured roof available as a no cost option †Wheels shown are optional.



PERSONALISING THE EXTERIOR

STEALTH DESIGN PACK

For an even more striking effect, Range Rover Sport can be further personalised with the optional Stealth Design Pack. Emphasising the assertive, confident stance of the vehicle, the Stealth Design Pack makes Range Rover Sport your own. It is available in all exterior colour options and includes Satin Black exterior accents such as:

front grille and grille surround, RANGE ROVER script on bonnet and tailgate, upper mirror caps and tow eye cover. In addition the pack comes with darkened front and rear headlights and a choice of 21" or 22" wheels in Satin Black finish.



Grille and RANGE ROVER script in Satin Black.



Tailgate finisher in Satin Black.



Mirror caps in Satin Black.



Side vent in Satin Black.

STANDARD FEATURES

Engine Transmission, Suspension and Driving Dynamics

	S	SE	HSE	HSE WITH DYNAMIC PACK	AUTOBIOGRAPHY WITH DYNAMIC PACK	SVR
8-speed Automatic Transmission with CommandShift 2	■	■	■	■	■	■
4 Wheel Drive (4WD)	■	■	■	■	■	■
Intelligent Stop/Start System	■	■	■	■	■	■
Speed proportional Electronic Power Assisted Steering (EPAS)	■	■	■	■	■	■
Electric Parking Brake (EPB)	■	■	■	■	■	■
Anti-lock Braking System (ABS)	■	■	■	■	■	■
Cornering Brake Control (CBC)	■	■	■	■	■	■
Dynamic Stability Control (DSC)	■	■	■	■	■	■
Electronic Brake-force Distribution (EBD)	■	■	■	■	■	■
Emergency Brake Assist (EBA)	■	■	■	■	■	■
Electronic Traction Control (ETC)	■	■	■	■	■	■
Gradient Release Control (GRC) and Gradient Acceleration Control (GAC)	■	■	■	■	■	■
Hill Descent Control (HDC)	■	■	■	■	■	■
Diesel Misfuelling Protection Device (standard with diesel engines)	■	■	■	■	■	■
Roll Stability Control (RSC)	■	■	■	■	■	■

■ Standard.

Exterior Features and Finishers

	S	SE	HSE	HSE WITH DYNAMIC PACK	AUTOBIOGRAPHY WITH DYNAMIC PACK	SVR
ROOF AND EXTERIOR DESIGN						
Roof rack mounting provisions	■	■	■	■	■	■
GLASS AND EXTERIOR MIRRORS						
Power windows (front and rear) with auto close	■	■	■	■	■	■
Rain sensing wipers	■	■	■	■	■	■
Winter Wiper Park Position (only available in cold markets)	■	■	■	■	■	■
Heated rear window	■	■	■	■	■	■
Acoustic laminated windscreen	■	■	■	■	■	■
HEADLIGHTS AND LIGHTING						
Automatic headlights	■	■	■	■	■	■
Follow me home lighting	■	■	■	■	■	■
Side repeater indicators in mirror	■	■	■	■	■	■
Hazard lights under heavy braking	■	■	■	■	■	■
Daytime Running Lights (DRLs)	■	■	■	■	■	■
TOWING						
Trailer Stability Control	■	■	■	■	■	■
Electrical towing preparation	■	■	■	■	■	■
Front and rear recovery hooks	■	■	■	■	■	■

Wheel Features

	S	SE	HSE	HSE WITH DYNAMIC PACK	AUTOBIOGRAPHY WITH DYNAMIC PACK	SVR
Tyre Pressure Monitoring System (TPMS)	■	■	■	■	■	■
Locking wheel nuts	■	■	■	■	■	■

■ Standard.

STANDARD FEATURES

Seating, Interior Features and Finishers

	S	SE	HSE	HSE WITH DYNAMIC PACK	AUTOBIOGRAPHY WITH DYNAMIC PACK	SVR
SEATING						
Head restraints 2-way adjust	■	■	■	■	■	■
ISOFIX seat anchorages (only in second row outer seats)	■	■	■	■	■	■
Second row manual recline	■	■	■	■	■	■
STEERING WHEEL						
Leather steering wheel with multi-functional controls	■	■	■	■	■	■
INTERIOR FEATURES						
Driver and passenger sunvisor with illuminated vanity mirror	■	■	■	■	■	■
Centre armrest with cubby box	■	■	■	■	■	■
Front and rear grab handles	■	■	■	■	■	■
Front and rear cupholders	■	■	■	■	■	■
Glove box storage	■	■	■	■	■	■

Safety and Security

	S	SE	HSE	HSE WITH DYNAMIC PACK	AUTOBIOGRAPHY WITH DYNAMIC PACK	SVR
Single point entry, customer configurable	■	■	■	■	■	■
Power operated child locks	■	■	■	■	■	■
Driver and passenger airbags (side, seat-front, thorax, pelvis)	■	■	■	■	■	■
Seat belt pretensioners (outer seats only in second row)	■	■	■	■	■	■
Front height adjustable seat belts	■	■	■	■	■	■
Autonomous Emergency Braking (AEB)	■	■	■	■	■	■
Intrusion Sensor	■	■	■	■	■	■

■ Standard.

Driver Assistance, Convenience and Loadspace Features

	S	SE	HSE	HSE WITH DYNAMIC PACK	AUTOBIOGRAPHY WITH DYNAMIC PACK	SVR
DRIVING ASSISTANCE						
Front Parking Aid	■	■	■	■	■	■
Rear Parking Aid	■	■	■	■	■	■
Cruise Control	■	■	■	■	■	■
Adjustable Speed Limiter device	■	■	■	■	■	■
CONVENIENCE FEATURES						
Push Button Start	■	■	■	■	■	■
LOADSPACE FEATURES						
Loadspace mounting provisions	■	■	■	■	■	■

Information, Communication and Entertainment

	S	SE	HSE	HSE WITH DYNAMIC PACK	AUTOBIOGRAPHY WITH DYNAMIC PACK	SVR
InControl Touch Pro (includes 10" Touchscreen)	■	■	■	■	■	■
InControl Touch Pro Navigation	■	■	■	■	■	■
InControl Protect	■	■	■	■	■	■
CD / DVD Player	■	■	■	■	■	■
Single USB socket in cubby box	■	■	■	■	■	■
Bluetooth® audio streaming and Bluetooth® phone connection	■	■	■	■	■	■
Auxiliary power sockets (front, second row and loadspace 12V)	■	■	■	■	■	■

■ Standard.

The Bluetooth® word mark and logos are owned by the Bluetooth SIG, Inc. and any use of such marks by Land Rover is under licence.

OPTIONAL FEATURES

Engine Transmission, Suspension and Driving Dynamics

	OPTION CODE	S	SE	HSE	HSE WITH DYNAMIC PACK	AUTOBIOGRAPHY WITH DYNAMIC PACK	SVR	DESCRIPTION
Single-speed transfer box (not available with SDV6 Hybrid, SDV8 and V8 Supercharged engines)	043BE	■	■	■	■	■	–	High range only. Standard with SD4, TDV6, SDV6 and V6 Supercharged engines.
Twin-speed transfer box (optional with SD4, TDV6, SDV6 and V6 Supercharged engines in packs)	043BF	–	–	■	■	■	■	High/low range. Standard with SDV6 Hybrid, SDV8 and V8 Supercharged engines.
Off-Road Pack (SD4, TDV6, SDV6 and V6 Supercharged engines only) (1)	074QA	□	□	□	□	□	–	Includes twin-speed transfer box, All Terrain Progress Control, Terrain Response 2 (includes Adaptive Dynamics with TDV6 and V6 Supercharged engines. Includes electronic air suspension with SD4 engine).
On / Off-Road Pack (SDV6 engine only)	074QC	–	□	□	□	□	–	Includes twin-speed transfer box, All Terrain Progress Control, Terrain Response 2 Dynamic Programme, Dynamic Response and Torque Vectoring.
Coil Suspension (SD4 engine only)		■	■	■	–	–	–	
Electronic air suspension (with SD4 engine, only available with Off-Road Pack)		■	■	■	■	■	–	
SVR four-corner electronic air suspension		–	–	–	–	–	■	Please refer to pages 28 and 53.
Terrain Response (standard with SD4, TDV6, SDV6 and V6 Supercharged engines only) (2)		■	■	■	■	■	–	With SD4 engine, uses a push button. With other engines, uses a rotary shifter.
Adaptive Dynamics (standard with SDV6, SDV6 Hybrid, SDV8 and V8 Supercharged engines only) (3)		–	■	■	■	■	■	
Dynamic Response (standard with SDV8 and V8 Supercharged engines only) (3)		–	–	■	■	■	■	

■ Standard □ Optional – Not Available.

(1) For Dynamic Programme, Dynamic Response or Torque Vectoring see On / Off-Road Pack (2) Requires single-speed transfer box (3) Requires twin-speed transfer box.

Engine Transmission, Suspension and Driving Dynamics (continued)

	OPTION CODE	S	SE	HSE	HSE WITH DYNAMIC PACK	AUTOBIOGRAPHY WITH DYNAMIC PACK	SVR	DESCRIPTION
Terrain Response 2 Dynamic Programme (standard with SDV6 Hybrid, SDV8 and V8 Supercharged engines only)		-	-	■	■	■	■	
Torque Vectoring by Braking (standard with SDV6 Hybrid, SDV8 and V8 Supercharged engines only)		-	-	■	■	■	■	
All Terrain Progress Control (ATPC) (standard with SDV8 and V8 Supercharged engines only) (4)		-	-	■	■	■	-	
Low Traction Launch (not available with SDV6 Hybrid engine)		■	■	■	■	■	■	Please refer to page 20.
Black gearshift paddles (standard with SDV8 HSE models)	078CB	□	□	□	-	Δ	-	
Satin Chrome gearshift paddles	078CC	□	□	□	■	■	■	
Performance Enhancement (not available with SD4, TDV6 and V6 Supercharged engines)		-	-	-	■	■	-	Increase in top speed.
Unpainted brake calipers (size of brake calipers fitted is dependent on engine selected. Standard with SD4, TDV6 and V6 Supercharged engines)	020BG	■	■	■	Δ	Δ	-	
Red Brembo™ branded brake calipers (not available with SD4 and V6 Supercharged engines. Option only with TDV6 engine)	020BE	-	□	□	■	■	-	
Blue Brembo™ branded brake calipers		-	-	-	-	-	■	
Active Sports Exhaust		-	-	-	-	-	■	

■ Standard □ Optional - Not Available Δ No Cost Option.

(4) Requires Terrain Response 2 or Terrain Response 2 Dynamic Programme.

OPTIONAL FEATURES

Exterior Features and Finishers

	OPTION CODE	S	SE	HSE	HSE WITH DYNAMIC PACK	AUTOBIOGRAPHY WITH DYNAMIC PACK	SVR	DESCRIPTION
ROOF AND EXTERIOR DESIGN								
Body-coloured side sills and bumpers	032DE	–	□	□	□	■	■	
Metal roof		■	■	■	■	■	■	
Sliding panoramic roof	041CZ	□	□	□	□	□	□	Please refer to page 43.
Fixed panoramic roof	041CX	□	□	□	□	□	□	
Body-coloured roof	080AC	■	■	■	■	Δ	■	
Grey contrast roof	080EE	□	□	□	□	Δ	–	
Silver contrast roof	080AD	□	□	□	□	Δ	–	Dependent on exterior colour selected.
Black contrast roof	080AN	□	□	□	□	■	Δ	
Single-sided twin tailpipes (SD4 only)		■	■	■	–	–	–	
Twin tailpipes with Bright finish (with TDV6, SDV6, SDV8, V6 Supercharged and V8 Supercharged engines only)		■	■	■	■	■	–	
Quad tailpipes with Bright finish		–	–	–	–	–	■	
Stealth Pack (1)	074MM	–	–	–	□	□	–	Please refer to page 66.
Bright Pack	074MQ	–	–	–	–	Δ	–	Includes Gloss Black surround and Atlas Silver mesh on the front grille, bonnet and fender vents, Atlas Silver fender vent fingers, bonnet and tailgate script and fog light surrounds, Indus Silver tow eye covers and Satin Chrome tailgate finisher.
Carbon Fibre engine cover	063AC	–	–	–	–	–	□	

■ Standard □ Optional – Not Available Δ No Cost Option.

(1) Only available with 21" or 22" wheels in Satin Black finish.

Exterior Features and Finishers (continued)

	OPTION CODE	S	SE	HSE	HSE WITH DYNAMIC PACK	AUTOBIOGRAPHY WITH DYNAMIC PACK	SVR	DESCRIPTION
GLASS AND EXTERIOR MIRRORS								
Toughened front, rear door and quarter light glass		■	-	-	-	-	-	
Laminated front door, toughened rear door and quarter light glass		-	■	■	■	■	■	
Infrared reflective windscreen (not available with privacy glass)	047AH	□	□	□	□	□	□	This is a fine metallic coating made up of several layers of titanium and silver to create an infrared reflective coating, keeping the vehicle cooler in hot conditions.
Privacy glass (not available with infrared reflective windscreen)	047AB	□	□	□	□	□	□	Provides increased privacy for rear passengers by restricting vision into the rear cabin.
Privacy glass with infrared reflective windscreen	047AV	□	□	□	□	□	□	
Heated windscreen	040AK	□	□	■	■	■	■	
Heated door mirrors		■	■	-	-	-	-	
Power fold, heated door mirrors with approach lights (2)	030NM	□	□	■	■	-	-	Approach lights include illuminated Range Rover graphic.
Auto-dimming exterior mirrors (2) (3)	031EB	□	□	□	□	■	■	Power fold, heated door mirrors with approach lights and auto-dimming function. Approach lights include illuminated Range Rover graphic.

■ Standard □ Optional - Not Available.

(2) Includes memory and auto reverse dipping function when ordered with seats with memory (3) Only available with auto-dimming interior mirror.

OPTIONAL FEATURES

Exterior Features and Finishers (continued)

	OPTION CODE	S	SE	HSE	HSE WITH DYNAMIC PACK	AUTOBIOGRAPHY WITH DYNAMIC PACK	SVR	DESCRIPTION
HEADLIGHTS AND LIGHTING								
Front fog lights	064AP	<input type="checkbox"/>	<input checked="" type="checkbox"/>	<input checked="" type="checkbox"/>	<input checked="" type="checkbox"/>	<input checked="" type="checkbox"/>	-	
Xenon headlights with LED signature		<input checked="" type="checkbox"/>	<input checked="" type="checkbox"/>	<input checked="" type="checkbox"/>	<input checked="" type="checkbox"/>	<input checked="" type="checkbox"/>	<input checked="" type="checkbox"/>	
Adaptive Xenon headlights with LED signature	064DI	<input type="checkbox"/>	<input type="checkbox"/>	<input type="checkbox"/>	<input type="checkbox"/>	<input type="checkbox"/>	<input type="checkbox"/>	
Automatic High Beam Assist (AHBA)	030NT	<input type="checkbox"/>	<input type="checkbox"/>	<input type="checkbox"/>	<input type="checkbox"/>	<input type="checkbox"/>	<input type="checkbox"/>	Automatic High Beam Assist headlights automatically dip when traffic is detected, reverting when vehicles have passed.
PAINT								
Solid paint		<input checked="" type="checkbox"/>	<input checked="" type="checkbox"/>	<input checked="" type="checkbox"/>	<input checked="" type="checkbox"/>	<input checked="" type="checkbox"/>	<input checked="" type="checkbox"/>	
Metallic paint		<input type="checkbox"/>	<input type="checkbox"/>	<input type="checkbox"/>	<input type="checkbox"/>	<input type="checkbox"/>	<input type="checkbox"/>	The availability of exterior paint colours varies by model and by time of year. Please contact your nearest Land Rover Retailer for further details. Please refer to pages 86-93.
Premium metallic paint		<input type="checkbox"/>	<input type="checkbox"/>	<input type="checkbox"/>	<input type="checkbox"/>	<input type="checkbox"/>	<input type="checkbox"/>	
SVO Premium Palette – ultra metallic	519SV	<input type="checkbox"/>	<input type="checkbox"/>	<input type="checkbox"/>	<input type="checkbox"/>	<input type="checkbox"/>	<input type="checkbox"/>	
SVO Premium Palette – special effect colours and satin matte finish	503SV	<input type="checkbox"/>	<input type="checkbox"/>	<input type="checkbox"/>	<input type="checkbox"/>	<input type="checkbox"/>	<input type="checkbox"/>	
TOWING								
Electrically deployable tow bar	028EJ	<input type="checkbox"/>	<input type="checkbox"/>	<input type="checkbox"/>	<input type="checkbox"/>	<input type="checkbox"/>	<input type="checkbox"/>	Only available with electronic air suspension. Please refer to page 35.
Advanced Tow Assist (not available with SDV6 Hybrid engine)	062CE	<input type="checkbox"/>	<input type="checkbox"/>	<input type="checkbox"/>	<input type="checkbox"/>	<input type="checkbox"/>	<input type="checkbox"/>	Requires Surround Camera System, All Terrain Progress Control and Terrain Response 2 or Terrain Response 2 Dynamic Programme. Requires Land Rover approved towing equipment for full functionality. Please refer to page 35.

■ Standard □ Optional – Not Available.

Wheel Features

	OPTION CODE	S	SE	HSE	HSE WITH DYNAMIC PACK	AUTOBIOGRAPHY WITH DYNAMIC PACK	SVR	DESCRIPTION
Summer tyres (not available with SD4, TDV6, SDV6 Hybrid and V6 Supercharged engines)	029XI	–	□	□	□	□	–	Only available with Dynamic Response. Only available with 21" and 22" wheels. Summer tyres are standard on 22" 10 split-spoke 'Style 108' and on 22" 10 split-spoke 'Style 108' with Gloss Black finish wheels.
Tyre Repair System	029SJ	■	■	△	△	△	■	
Reduced section alloy spare wheel	029VT	□	□	■	■	■	△	
Full size spare wheel	029MI	□	□	□	□	□	–	Not available with 5 + 2 Seating.

■ Standard □ Optional – Not Available △ No Cost Option.

OPTIONAL FEATURES

Seating, Interior Features and Finishers

	OPTION CODE	S	SE	HSE	HSE WITH DYNAMIC PACK	AUTOBIOGRAPHY WITH DYNAMIC PACK	SVR	DESCRIPTION
SEATING								
PVC/cloth seats		■	-	-	-	-	-	
Grained leather seats	033TB	□	■	-	-	-	-	
Perforated Oxford leather seats	033JK	-	□	■	■	-	-	Not available with 6-way manual front seats with electric driver height.
Perforated Oxford leather seats with Autobiography pattern (Single / Duo / Tri tone)		-	-	-	-	■	-	
Perforated Oxford leather seats with SVR pattern (Single / Duo tone)		-	-	-	-	-	■	
6-way manual front seats with electric driver height (1)		■	■	-	-	-	-	Driver and passenger: Manual fore/aft, manual recline, manual up/down headrests. Driver only: powered cushion height. Not available with perforated Oxford leather seats.
16-way electric front seats (1)	033SY	-	□	■	■	-	-	Powered fore/aft, powered recline, powered cushion height, 4-way lumbar, cushion tilt, adjustable seat bolsters, manual up/down headrests.
16-way electric front seats with memory (1)	033KZ	-	□	□	□	-	-	All 16-way electric front seat movements plus memory functionality. Requires power fold or auto-dimming exterior mirrors.
18-way electric front seats with memory (1)	033UA	-	-	□	□	■	-	All 16-way electric front seats with memory movements plus cushion extension and powered headrests.
20-way electric front seats with memory and massage (2)	033TR	-	-	□	□	□	-	All 18-way electric front seats with memory movements, plus upper seat articulation and massage functionality.
16-way electric front SVR Sport seats with memory (3)		-	-	-	-	-	■	Powered fore/aft, powered recline, powered cushion height, 4-way lumbar, cushion tilt, adjustable seat bolsters and cushion extension.

■ Standard □ Optional - Not Available.

(1) Not available with 10" Rear Seat Entertainment (2) Requires heated and cooled front seats. Not available with 8" Rear Seat Entertainment (3) Not available with 8" or 10" Rear Seat Entertainment.

Seating, Interior Features and Finishers (continued)

	OPTION CODE	S	SE	HSE	HSE WITH DYNAMIC PACK	AUTOBIOGRAPHY WITH DYNAMIC PACK	SVR	DESCRIPTION
SEATING								
Heated front seats	033BV	<input type="checkbox"/>	-	-	-	-	-	
Heated front and rear seats	033EQ	<input type="checkbox"/>	<input type="checkbox"/>	<input type="checkbox"/>	<input type="checkbox"/>	-	■	Heats the front seats and outer second row seats.
Heated and cooled front seats	033GP	-	-	<input type="checkbox"/>	<input type="checkbox"/>	-	-	
Heated and cooled front seats with heated rear seats	033GQ	-	-	<input type="checkbox"/>	<input type="checkbox"/>	■	-	On the second row, heats the outer seats only.
Heated and cooled front and rear seats	033IN	-	-	<input type="checkbox"/>	<input type="checkbox"/>	<input type="checkbox"/>	-	Requires three-zone or four-zone Climate Control. On the second row, heats and cools the outer seats only.
60:40 second row seat fold		■	■	■	■	-	■	
60:40 second row folding seats with load through	033CW	<input type="checkbox"/>	<input type="checkbox"/>	<input type="checkbox"/>	<input type="checkbox"/>	■	-	Not available with 5 + 2 Seating.
60:40 second row folding seats with load through, tilt and slide	033NC	-	<input type="checkbox"/>	<input type="checkbox"/>	<input type="checkbox"/>	<input type="checkbox"/>	-	Standard with 5 + 2 Seating.
Powered 5 + 2 seating (not available with SD4 and SDV8 engines) (4)	033BI	-	<input type="checkbox"/>	<input type="checkbox"/>	<input type="checkbox"/>	<input type="checkbox"/>	-	Please refer to page 10.
STEERING WHEEL								
Manually adjustable steering column		■	■	-	-	-	-	
Electrically adjustable steering column	049AL	-	<input type="checkbox"/>	■	■	■	■	Includes reach/rake on steering wheel. Includes entry and exit tilt away when memory seats are specified.
Heated leather steering wheel	032FB	<input type="checkbox"/>	<input type="checkbox"/>	<input type="checkbox"/>	<input type="checkbox"/>	<input type="checkbox"/>	<input type="checkbox"/>	
Leather steering wheel with Carbon Fibre bezel*	032FC	-	-	-	-	-	<input type="checkbox"/>	With Audio Controls and Cruise Control.
Heated leather steering wheel with Carbon Fibre bezel*	032FD	-	-	-	-	-	<input type="checkbox"/>	

■ Standard □ Optional - Not Available.

*Only available with Carbon Fibre veneer.

(4) Not available with 19" or 22" alloy wheels. Requires 60:40 second row folding seats with load through, tilt and slide, Tyre Repair System and memory seats. Not available with 6-way manual front seats with electric driver height.

OPTIONAL FEATURES

Seating, Interior Features and Finishers (continued)

	OPTION CODE	S	SE	HSE	HSE WITH DYNAMIC PACK	AUTOBIOGRAPHY WITH DYNAMIC PACK	SVR	DESCRIPTION
INTERIOR FINISHERS								
Dark Satin Brushed Aluminium trim finisher		■	■	-	-	-	-	Please refer to pages 106-107.
Micro Mesh Aluminium trim finisher		-	-	■	-	-	-	Please refer to pages 106-107.
Sport Textured Aluminium trim finisher		-	-	-	■	-	-	Please refer to pages 106-107.
Dark Engine Turned Aluminium trim finisher		-	-	-	-	■	■	Please refer to pages 106-107.
Shadow Zebrano veneer (1)	088HB	-	□	□	□	Δ	-	Please refer to pages 106-107.
Dark Grey Oak veneer (1)	088GM	-	□	□	□	Δ	-	Please refer to pages 106-107.
Grand Black veneer	088HS	-	-	□	□	□	-	Please refer to pages 106-107.
Carbon Fibre veneer	088JF	-	-	-	-	-	□	
Extended Shadow Zebrano veneer (2)	088JC	-	-	-	-	□	-	Includes additional veneers on front and rear doors. Also includes additional door stowage and additional Configurable Interior Mood Lighting.
Extended Dark Grey Oak veneer (2)	088HZ	-	-	-	-	□	-	
Extended Grand Black veneer (2)	088JD	-	-	-	-	□	-	
HEADLINING								
Morzine headlining	088HH	■	■	■	■	Δ	Δ	Cirrus or Ivory dependent on colourway.
Ebony Morzine headlining	005BJ	-	□	□	□	Δ	Δ	
Alston headlining	088HE	□	□	□	□	■	■	Cirrus or Ivory dependent on colourway, or Ebony option.

■ Standard □ Optional - Not Available Δ No Cost Option.

(1) Please see pages 100-101 for Colour and Trim matrix for availability (2) Only available with Configurable Interior Mood Lighting.

Seating, Interior Features and Finishers (continued)

	OPTION CODE	S	SE	HSE	HSE WITH DYNAMIC PACK	AUTOBIOGRAPHY WITH DYNAMIC PACK	SVR	DESCRIPTION
INTERIOR FEATURES								
Single blade sunvisor		■	■	■	■	■	■	
Twin blade sunvisor	115AP	□	□	□	□	□	□	
Manual dimming interior rear view mirror		■	-	-	-	-	-	
Auto-dimming interior rear view mirror	031CG	□	■	■	■	■	■	
Carpet mats	079AJ	□	□	□	□	-	-	
Front and rear premium carpet mats	079CA	□	□	□	□	■	■	
Aluminium treadplates	048AR	□	□	■	■	■	■	With Range Rover script on front door treadplates.
Illuminated aluminium treadplates	048BD	□	□	□	□	□	□	
Bright Sport Pedals	051AJ	-	-	□	■	■	■	
Front centre console cooler compartment	038EA	□	□	□	□	■	Δ	
Two-zone Climate Control	022AY / 022BM	■	■	■	■	■	-	Please refer to page 43.
Three-zone Climate Control	022BC / 022BK	□	□	□	□	□	■	Please refer to page 43.
Four-zone Climate Control	022BG / 022BL	□	□	□	□	□	□	Please refer to page 43.
Interior Mood Lighting		■	■	■	■	-	-	
Configurable Interior Mood Lighting	064FM	□	□	□	□	■	■	Please refer to page 43.
Smoker's Pack	094AA	Δ	Δ	Δ	Δ	Δ	Δ	Includes front row ashtray and cigar lighter.
Extended Leather Pack	032CG	-	-	□	□	-	-	Additional leather added to the instrument mid-panel and door top roll. Please refer to page 102 for colourway details.

■ Standard □ Optional - Not Available Δ No Cost Option.

OPTIONAL FEATURES

Safety and Security

	OPTION CODE	S	SE	HSE	HSE WITH DYNAMIC PACK	AUTOBIOGRAPHY WITH DYNAMIC PACK	SVR	DESCRIPTION
First Aid Kit	056AZ	□	□	□	□	□	□	

Driver Assistance, Convenience and Loadspace Features

	OPTION CODE	S	SE	HSE	HSE WITH DYNAMIC PACK	AUTOBIOGRAPHY WITH DYNAMIC PACK	SVR	DESCRIPTION
DRIVER ASSISTANCE								
Park Assist	086HA	□	□	□	□	□	□	Includes Parallel Parking / Park Exit / Perpendicular Park. Requires 360° Parking Aid. Please refer to pages 32-33.
Rear View Camera	086FA	□	□	■	■	■	■	Includes Tow Hitch Assist. Please refer to pages 32-33.
Surround Camera System (1)	086GC	□	□	□	□	□	□	Includes Tow Hitch Assist and Tow Assist. Please refer to pages 32-35.
360° Parking Aid	036MB	□	□	□	□	■	■	Requires Front Parking Aid.
Wade Sensing	075EA	□	□	□	□	□	□	Requires power fold, heated door mirrors with approach lights, or, when auto-dimming exterior mirrors are selected, requires Surround Camera System and either Blind Spot Monitor or Blind Spot Assist with Reverse Traffic Detection. Please refer to page 23.

■ Standard □ Optional – Not Available □† Available as part of Option package Δ No Cost Option.

(1) Only available with power fold, heated door mirrors or auto-dimming exterior mirrors (2) Only available with auto-dimming exterior mirrors.

Driver Assistance, Convenience and Loadspace Features (continued)

	OPTION CODE	S	SE	HSE	HSE WITH DYNAMIC PACK	AUTOBIOGRAPHY WITH DYNAMIC PACK	SVR	DESCRIPTION
DRIVER ASSISTANCE								
Lane Departure Warning		■	■	■	■	■	■	
Drive Pack	074VX	□	□	□	□	■	■	Includes Driver Condition Monitor, Blind Spot Monitor with Reverse Traffic Detection and Intelligent Speed Limiter and Traffic Sign Recognition.
Driver Condition Monitor (option only available as part of packs)	086DH	□†	□†	□†	□†	■	■	Only available as part of the Drive Pack and Drive Pro Packs. Please refer to page 32.
Traffic Sign Recognition and Intelligent Speed Limiter (option only available as part of packs)	086DC	□†	□†	□†	□†	■	■	Only available as part of the Drive Pack and Drive Pro Packs. Please refer to page 31.
Blind Spot Monitor with Reverse Traffic Detection (option only available as part of the Drive Pack) (2)	086GF	□†	□†	□†	□†	■	■	Please refer to pages 32-33.
Drive Pro Pack	074VY	□	□	□	□	□	□	Includes Driver Condition Monitor, Intelligent Speed Limiter and Traffic Sign Recognition, Adaptive Cruise Control, Lane Keep Assist and Blind Spot Assist with Reverse Traffic Detection. Requires auto-dimming exterior mirrors.
Lane Keep Assist (only available as part of the Drive Pro Pack)	086BG	□†	□†	□†	□†	□†	□†	Please refer to pages 32-33.
Adaptive Cruise Control with Queue Assist and Intelligent Emergency Braking	065AG	□	□	□	□	□	□	Also available as part of the Drive Pro Pack. Please refer to pages 32-33.
Blind Spot Assist with Reverse Traffic Detection (option only available as part of the Drive Pro Pack) (2)	086GG	□†	□†	□†	□†	□†	□†	Working with Blind Spot Monitor, Blind Spot Assist can help prevent collisions. If your vehicle detects another vehicle in your blind spot when you begin to change lanes, Blind Spot Assist provides precisely calculated steering torque – supporting the driver in guiding your vehicle safely away from the approaching vehicle.

■ Standard □ Optional – Not Available □† Available as part of Option package.

OPTIONAL FEATURES

Driver Assistance, Convenience and Loadspace Features (continued)

	OPTION CODE	S	SE	HSE	HSE WITH DYNAMIC PACK	AUTOBIOGRAPHY WITH DYNAMIC PACK	SVR	DESCRIPTION
CONVENIENCE FEATURES								
Garage door opener (HomeLink®) (1)	025CT	□	□	□	□	□	□	This universal transmitter can be programmed to operate up to three home or office wireless controlled systems, such as garage doors, automatic gates, or security lighting.
Soft door close (2)	173AB	□	□	□	□	□	□	Please refer to page 44.
Keyless Entry	066AC	□	□	□	□	□	■	The driver is able to access and lock/alarm the vehicle without the need to take the remote smart key out of a bag or pocket.
Remote Park Heat with Timed Climate	043AV	□	□	□	□	□	□	
Extra-large additional washer bottle (not available with SDV6 Hybrid engine)	039BB	□	□	□	□	□	□	Increases from the standard 6 litres to 8,1 litres.
LOADSPACE FEATURES								
Manual single-piece tailgate		■	■	–	–	–	–	
Powered single-piece tailgate	070AW	□	□	■	■	■	–	Opened at the touch of a button on either the fascia or key fob, the opening height is programmable to suit personal preferences and accommodate more confined loading areas. The tailgate is closed via a button on the inside of the tailgate.
Powered gesture tailgate (2)	070BA	□	□	□	□	□	■	Please refer to page 44.
Loadspace rails and lockable cross beam (not available with SDV6 Hybrid engine)	135AH	□	□	□	□	□	□	For extra convenience, loadspace rails keep luggage safe in the loadspace area.
Roller loadspace cover (available as a no cost option on SD4 S model)	063AH	■	■	■	■	■	■	

■ Standard □ Optional – Not Available.

(1) Requires auto-dimming interior mirror (2) Requires Keyless Entry.

HomeLink® is the registered trademark of Gentex Corporation.

Information, Communication and Entertainment

	OPTION CODE	S	SE	HSE	HSE WITH DYNAMIC PACK	AUTOBIOGRAPHY WITH DYNAMIC PACK	SVR	DESCRIPTION
Range Rover Audio System		■	■	■	■	–	–	250W with 8 speakers.
Meridian™ Surround Sound System	025LN	□	□	□	□	■	■	825W with 18 speakers plus subwoofer. Please refer to page 40.
Meridian™ Reference Sound System	025LV	–	–	□	□	□	□	1700W with 22 speakers plus subwoofer. Please refer to page 40.
Digital Audio Broadcast (DAB) Radio	025JB	□	□	□	□	□	□	
Analogue dials with 5" full colour TFT display (not available with SDV6 Hybrid engine)		■	■	■	–	–	–	
TFT virtual instrument panel (standard with SDV6 Hybrid engine)	038ID	□	□	□	■	■	■	Please refer to page 31.
8" Rear Seat Entertainment (4)	129AH	–	□	□	□	□	–	With remote control and two sets of wireless headphones (one USB port in second row). Please refer to page 44.
10" Rear Seat Entertainment (4) (5)	129AQ	–	–	□	□	□	–	With remote control and two sets of wireless headphones (one USB port in second row). Please refer to page 44.
Television*	129AA	□	□	□	□	□	□	
Dual View Touchscreen (3)	087AS	□	□	□	□	□	□	Includes one set of wireless headphones.
InControl Secure	011AE	□	□	□	□	□	□	Please refer to page 37.
InControl Apps	025PA	□	□	□	□	□	□	Available as part of InControl Connect Pro Pack or as a standalone option. Allows smartphone apps to be used on vehicle Touchscreen. Please refer to page 37.
InControl Connect Pro Pack**	011CF	□	□	□	□	□	□	Consists of InControl Pro Services for warranty period, InControl Apps for warranty period, InControl Remote Premium for warranty period. InControl Pro Services adds many additional connected capabilities including Connected Navigation, Voice Dictation, Live and 3G Wi-Fi Hotspot. Via remote control, InControl Remote Premium preheats the engine, channelling residual heat into the cabin, so the vehicle is warm and comfortable by the time you need to leave. Please refer to page 37.
Head-up Display (6)†	039IB	□	□	□	□	□	□	Please refer to page 31.

■ Standard □ Optional – Not Available.

*Whilst Jaguar Land Rover continue to work closely with its partners to develop TV standards worldwide we cannot guarantee the TV feature in all countries at all times **Mobile network connectivity cannot be guaranteed in all locations

†Please contact your nearest Land Rover Retailer regarding availability.

(3) Requires 825W or 1700W Sound System (4) Requires: 60:40 second row folding seats with load through and 825W or 1700W Sound System (5) Requires 20-way electric front seats with memory and massage

(6) Requires infrared reflective glass or privacy glass with infrared reflective glass.

InControl features, options and their availability remain market and powertrain dependent – check with your Retailer for local market availability and full terms. Certain features require a Micro SIM with a suitable data contract which will require further subscription after the initial term advised by your Retailer. Mobile network connectivity cannot be guaranteed in all locations. InControl apps will need to be downloaded from the Apple/Android Store.

3

There is a distinctive range of specifically formulated colours and finishes. Choose from 4 categories of colours: solid & metallic, premium metallic, ultra metallic and special effect.

Fuji White (solid)*

Optional Contrast Roof Colour

Narvik Black Corris Grey



SOLID AND METALLIC COLOURS

A standard range of 12 specifically formulated solid and metallic colours and finishes are available.

Body and Roof Colour

Further enhance the look by selecting a contrast roof with a choice of Narvik Black, Corris Grey or Indus Silver (dependent on exterior colour selected).

Yulong White (metallic)*

Optional Contrast Roof Colour

Narvik Black Corris Grey



Indus Silver (metallic)*

Optional Contrast Roof Colour

Narvik Black Corris Grey



Corris Grey (metallic)*

Optional Contrast Roof Colour

Narvik Black Indus Silver



Kaikoura Stone (metallic)

Optional Contrast Roof Colour
Narvik Black Corris Grey



Zanzibar (metallic)

Optional Contrast Roof Colour
Narvik Black Corris Grey Indus Silver



Scotia Grey (metallic)*

Optional Contrast Roof Colour
Narvik Black Indus Silver



Aintree Green (metallic)


Optional Contrast Roof Colour
Narvik Black Corris Grey Indus Silver



Loire Blue (metallic)

Optional Contrast Roof Colour

Narvik Black Corris Grey Indus Silver



Santorini Black (metallic)*

Optional Contrast Roof Colour

Corris Grey Indus Silver



Firenze Red (metallic)*

Optional Contrast Roof Colour

Narvik Black Corris Grey Indus Silver



Montalcino Red (metallic)

Optional Contrast Roof Colour

Narvik Black Indus Silver



PREMIUM METALLIC COLOURS

An optional range of 6 specifically formulated premium metallic colours and finishes are available.

Estoril Blue (SVR model only)*

Optional Contrast Roof Colour
Narvik Black



Body and Roof Colour

Further enhance the look by selecting a contrast roof with a choice of Narvik Black, Corris Grey or Indus Silver (dependent on exterior colour selected).

Silicon Silver

Optional Contrast Roof Colour
Narvik Black Indus Silver



Aruba

Optional Contrast Roof Colour
Narvik Black Corris Grey



Waitomo Grey

Optional Contrast Roof Colour
Narvik Black Indus Silver



Carpathian Grey

Optional Contrast Roof Colour
Narvik Black Corris Grey Indus Silver



Farallon Black

Optional Contrast Roof Colour
Corris Grey Indus Silver



ULTRA METALLIC COLOURS

An optional range of 13 specifically formulated ultra metallic premium palette colours and finishes are available. These are the latest high technology colours and finishes delivered by our new state-of-the-art SVO facility. All ultra metallic colours come in a gloss finish or, as an additional option, satin matte finish.

Verbier Silver[†]

Optional Contrast Roof Colour
Narvik Black



Rio Gold[†]

Optional Contrast Roof Colour
Narvik Black



Madagascar Orange[†]

Optional Contrast Roof Colour
Narvik Black Indus Silver



Balmoral Blue[†]

Optional Contrast Roof Colour
Narvik Black Indus Silver



Body and Roof Colour

Further enhance the look by selecting a contrast roof with a choice of Narvik Black, Corris Grey or Indus Silver (dependent on exterior colour selected).

Ruffina Red†

Optional Contrast Roof Colour
Narvik Black Indus Silver



Mescalito Black†

Optional Contrast Roof Colour
Indus Silver



British Racing Green†

Optional Contrast Roof Colour
Narvik Black



Windward Grey†

Optional Contrast Roof Colour
Narvik Black Indus Silver



Scafell Grey†

Optional Contrast Roof Colour
Narvik Black Indus Silver



Bosphorus Grey†

Optional Contrast Roof Colour
Narvik Black Indus Silver



Borealis Black†

Optional Contrast Roof Colour
Corris Grey Indus Silver



Flux†

Optional Contrast Roof Colour
Narvik Black Indus Silver



Ligurian Black†

Optional Contrast Roof Colour
Indus Silver



SPECIAL EFFECT COLOURS

An optional range of 6 specifically formulated special effect premium palette colours and finishes are available: pearlescent, ChromaFlair® and tinted clearcoat. These are the latest high technology colours and finishes delivered by our new state-of-the-art SVO facility. All special effect colours come in a gloss finish or, as an additional option, satin matte finish (except Camargue Red tinted clearcoat which is available in gloss finish only).

Valloire White Pearl (pearlescent)†

Optional Contrast Roof Colour

Narvik Black Corris Grey



Body and Roof Colour

Further enhance the look by selecting a contrast roof with a choice of Narvik Black, Corris Grey or Indus Silver (dependent on exterior colour selected).

Meribel White Pearl (pearlescent)†

Optional Contrast Roof Colour

Narvik Black Corris Grey



Spectral Blue (ChromaFlair)†

Optional Contrast Roof Colour

Narvik Black



Spectral British Racing Green (ChromaFlair)†

Optional Contrast Roof Colour

Narvik Black



Spectral Racing Red (ChromaFlair)†

Optional Contrast Roof Colour

Narvik Black



Camargue Red (tinted clearcoat)

Optional Contrast Roof Colour

Narvik Black Indus Silver



4



19" 5 SPLIT-SPOKE
'STYLE 501'^{†*}



19" 5 SPLIT-SPOKE
'STYLE 501'
WITH SATIN DARK GREY FINISH[†]



20" 5 SPLIT-SPOKE
'STYLE 520'^{*}



20" 5 SPLIT-SPOKE
'STYLE 520'
WITH GLOSS BLACK FINISH^{**}

	OPTION CODE	S	SE	HSE	HSE WITH DYNAMIC PACK	AUTOBIOGRAPHY WITH DYNAMIC PACK	SVR
WHEELS							
19" 5 split-spoke 'Style 501' (SD4, TDV6 and V6 Supercharged engines only) ^{*†}	029SA	■	■	△	△	◇	-
19" 5 split-spoke 'Style 501' with Satin Dark Grey finish (SD4, TDV6 and V6 Supercharged engines only) [†]	029XR	□	□	△	△	-	-
20" 5 split-spoke 'Style 520' (optional on SE models with SD4 and TDV6 engines. No cost option with SDV6 Hybrid engine) [*]	029YT	□	■	■	△	△	-
20" 5 split-spoke 'Style 520' with Gloss Black finish ^{**}	VPLWW0090	◇	◇	◇	◇	◇	-

■ Standard □ Optional – Not Available ◇ Accessory fit only △ No Cost Option.

STEP 4
CHOOSE YOUR WHEELS



21" 5 SPLIT-SPOKE
'STYLE 507'*



21" 5 SPLIT-SPOKE
'STYLE 507'
WITH DIAMOND TURNED FINISH*



21" 5 SPLIT-SPOKE
'STYLE 507'
WITH GLOSS BLACK FINISH**



21" 5 SPLIT-SPOKE
'STYLE 505'



21" 6 SPOKE
'STYLE 602'



21" 6 SPOKE
'STYLE 602'
WITH DIAMOND TURNED FINISH

	OPTION CODE	S	SE	HSE	HSE WITH DYNAMIC PACK	AUTOBIOGRAPHY WITH DYNAMIC PACK	SVR
WHEELS							
21" 5 split-spoke 'Style 507' (no cost option with SDV6 Hybrid engine)*	029YU	□	□	□	△	△	-
21" 5 split-spoke 'Style 507' with Diamond Turned finish (no cost option with SDV6 Hybrid engine on Dynamic Pack models)*	029YV	◇	◇	□	□	■	-
21" 5 split-spoke 'Style 507' with Gloss Black finish**	VPLWW0091	◇	◇	◇	◇	◇	-
21" 5 split-spoke 'Style 505'	029SW	-	-	-	-	△	-
21" 6 spoke 'Style 602' (only available with SDV6 Hybrid engine)	029TA	-	-	■	△	△	-
21" 6 spoke 'Style 602' with Diamond Turned finish (only available with SDV6 Hybrid engine)	029TB	-	-	□	■	■	-



21" 9 SPOKE
'STYLE 901'
WITH FULL MACHINE POLISHED FINISH**



21" 9 SPOKE
'STYLE 901'
WITH TECHNICAL GREY FINISH**



21" 9 SPOKE
'STYLE 901'
WITH SATIN BLACK FINISH*



21" 5 SPLIT-SPOKE
'STYLE 507'
WITH SATIN DARK GREY FINISH



21" 5 SPLIT-SPOKE
'STYLE 517'[†]

	OPTION CODE	S	SE	HSE	HSE WITH DYNAMIC PACK	AUTOBIOGRAPHY WITH DYNAMIC PACK	SVR
WHEELS							
21" 9 spoke 'Style 901' with Full Machine Polished finish**	VPLWW0083	◇	◇	◇	◇	◇	-
21" 9 spoke 'Style 901' with Technical Grey finish**	VPLWW0084	◇	◇	◇	◇	◇	-
21" 9 spoke 'Style 901' with Satin Black finish (available with Stealth Pack)*	029YW	◇	◇	◇	□	□	-
21" 5 split-spoke 'Style 507' with Satin Dark Grey finish (no cost option on Dynamic Pack models with SDV6 Hybrid engine)	031GA	-	-	-	■	△	-
21" 5 split-spoke 'Style 517' [†]	029TT	-	-	-	-	-	■

■ Standard □ Optional - Not Available ◇ Accessory fit only △ No Cost Option.

STEP 4
CHOOSE YOUR WHEELS



22" 5 SPLIT-SPOKE
'STYLE 504'[†]



22" 5 SPLIT-SPOKE
'STYLE 508'
WITH SATIN BLACK FINISH[†]



22" 10 SPLIT-SPOKE
'STYLE 108'[†]



22" 10 SPLIT-SPOKE
'STYLE 108'
WITH GLOSS BLACK FINISH[†]



22" 5 SPLIT-SPOKE
'STYLE 514'
WITH MACHINE POLISH FINISH^{***}



22" 5 SPLIT-SPOKE
'STYLE 514'
CERAMIC POLISHED
WITH LIGHT SILVER FINISH^{***}



22" 5 SPLIT-SPOKE
'STYLE 514'
FULLY PAINTED WITH TECHNICAL
GREY GLOSS FINISH^{***}



22" 5 SPLIT-SPOKE
'STYLE 514'
FULLY PAINTED WITH LOW
GLOSS BLACK FINISH^{***}

	OPTION CODE	S	SE	HSE	HSE WITH DYNAMIC PACK	AUTOBIOGRAPHY WITH DYNAMIC PACK	SVR
WHEELS							
22" 5 split-spoke 'Style 504' [†]	029SF	□	□	□	□	□	-
22" 5 split-spoke 'Style 508' with Satin Black finish (only available with Stealth Pack) [†]	029YX	-	-	-	□	□	-
22" 10 split-spoke 'Style 108' [†]	029TU	-	-	-	-	-	□
22" 10 split-spoke 'Style 108' with Gloss Black finish [†]	031PU	-	-	-	-	-	□
22" 5 split-spoke 'Style 514' with Machine Polished finish ^{***}	VPLWW0086	◇	◇	◇	◇	◇	-
22" 5 split-spoke 'Style 514' Ceramic Polished with Light Silver finish ^{***}	VPLWW0088	◇	◇	◇	◇	◇	-
22" 5 split-spoke 'Style 514' fully painted with Technical Grey Gloss finish ^{***†}	VPLWW0087	◇	◇	◇	◇	◇	-
22" 5 split-spoke 'Style 514' fully painted with Low Gloss Black finish ^{***}	VPLWW0089	◇	◇	◇	◇	◇	-

5

CHOOSE YOUR SEAT CONFIGURATION



5 Seats

The seat configuration has been intelligently engineered to accommodate the lines of the roofline. The cabin is light and spacious, ensuring everyone has a relaxed and comfortable journey. There is generous leg, shoulder and head room throughout the contemporary cabin.





























5 + 2 Seating

The 5 + 2 arrangement has two seats stowed under the floor of the luggage compartment that can be used for occasional use, enabling the vehicle to accommodate up to seven occupants.

The third row seats are suitable for use by older children who can either use the adult belt or a booster seat in conjunction with the adult belt. They are not suitable for smaller children who require a child seat where the adult belt is not used directly to restrain the child. Features and their availability may vary by vehicle specification and market. Please see page 79, or contact your nearest Land Rover Retailer, for more information.



























CHOOSE YOUR INTERIOR COLOUR COMBINATIONS

	(A)	(B)		(C)			(D)	(E)		
COLOURWAYS	EBONY / EBONY (page 103)	EBONY / LUNAR (page 103)		ESPRESSO / ALMOND (page 103)			EBONY / CIRRUS (page 104)	ESPRESSO / IVORY (page 104)		
INTERIOR COLOUR										
Seat colour	Ebony	Lunar	Ebony / Lunar	Espresso	Almond	Espresso / Almond	Ebony / Cirrus	Espresso	Ivory	Espresso / Ivory
Carpet	Ebony	Ebony					Ebony	Espresso		
MODEL										
S (PVC/cloth or grained leather)	○	–	–	–	–	–	–	–	–	–
SE (grained leather or perforated Oxford leather)	○	–	–	–	○	–	–	–	–	–
HSE (perforated Oxford leather)	○	–	–	○	○	–	–	○	○	–
HSE with Dynamic Pack (perforated Oxford leather)	○	–	–	○	○	–	–	○	○	–
Autobiography with Dynamic Pack (perforated Oxford leather with Autobiography pattern)	○	○	○	○	○	○	–	○	○	○
SVR (perforated Oxford leather with SVR pattern)	○	–	–	–	–	–	○	–	–	–
INTERIOR FINISHERS										
 Dark Satin Brushed Aluminium trim finisher	○	–	–	–	○	–	–	–	–	–
 Micro Mesh Aluminium trim finisher	○	–	–	○	○	–	–	○	○	–
 Sports Textured Aluminium trim finisher	○	–	–	○	○	–	–	○	○	–
 Dark Engine Turned Aluminium trim finisher	○	○	○	○	○	○	○	○	○	○
 Carbon Fibre veneer**	○	–	–	–	–	–	○	–	–	–
 Shadow Zebrano veneer	–	–	–	○	○	○	–	○	○	○
 Dark Grey Oak veneer	○	○	○	–	–	–	–	–	–	–
 Grand Black veneer	○	○	○	○	○	○	–	○	○	○
EXTERIOR COLOUR										
 Fuji White†	○	○	○	○	○	○	▲	○	○	○
 Yulong White**†	▲	○	▲	○	○	○	▲	○	○	○
 Indus Silver†	○	○	○	○	○	○	○	○	○	○
 Corris Grey†	○	○	▲	○	○	○	▲	○	○	○
 Kaikoura Stone	○	○	○	▲	○	○	○	▲	○	▲
 Zanzibar	○	○	○	○	○	○	○	○	○	○
 Scotia Grey†	▲	○	○	○	○	○	○	○	○	○
 Aintree Green	○	○	○	○	○	○	○	○	▲	○
 Estoril Blue**	▲	–	–	–	–	–	▲	–	–	–
 Loire Blue	○	○	○	○	○	○	○	○	○	○
 Santorini Black†	▲	▲	▲	○	○	○	○	○	○	○
 Firenze Red†	▲	○	○	○	○	○	○	○	○	○
 Montalcino Red	○	○	○	○	○	○	○	○	○	○
 Silicon Silver*	○	○	○	○	○	○	○	○	○	○
 Aruba	○	○	○	▲	○	○	○	▲	○	○
 Waitomo Grey	○	○	○	○	▲	▲	○	○	▲	▲
 Carpathian Grey	○	○	▲	○	○	○	▲	○	○	○
 Farallon Black	○	○	○	○	○	○	○	○	○	○

▲ Combination is Designer's Choice ○ Combination is Available – Not Available.

*The availability of exterior paint colours varies by model and by time of year **Only available on SVR model †Denotes availability on SVR model.

The above table is designed as a guide. Please contact your nearest Land Rover Retailer for more information.

	F			G		H		I		J
COLOURWAYS	EBONY / IVORY (page 105)			EBONY / TAN (page 105)		EBONY / PIMENTO (page 104)		ESPRESSO / IVORY / TAN (page 104)		EBONY / LUNAR / PIMENTO (page 105)
INTERIOR COLOUR										
Seat colour	Ebony	Ivory	Ebony / Ivory	Tan	Ebony / Tan	Pimento	Ebony / Pimento	Espresso / Ivory / Tan	Ebony / Lunar / Pimento	
Carpet	Ebony			Ebony		Ebony		Espresso		Ebony
MODEL										
S (PVC/cloth or grained leather)	-	-	-	-	-	-	-	-	-	-
SE (grained leather or perforated Oxford leather)	-	-	-	-	-	-	-	-	-	-
HSE (perforated Oxford Leather)	o	o	-	-	-	-	-	-	-	-
HSE with Dynamic Pack (perforated Oxford leather)	o	o	-	o	-	o	-	-	-	-
Autobiography with Dynamic Pack (perforated Oxford leather with Autobiography pattern)	o	o	o	o	o	o	o	o	o	o
SVR (perforated Oxford leather with SVR pattern)	-	-	-	-	o	-	o	-	-	-
INTERIOR FINISHERS										
 Dark Satin Brushed Aluminium trim finisher	-	-	-	-	-	-	-	-	-	-
 Micro Mesh Aluminium trim finisher	o	o	-	-	-	-	-	-	-	-
 Sports Textured Aluminium trim finisher	o	o	-	o	-	o	-	-	-	-
 Dark Engine Turned Aluminium trim finisher	o	o	o	o	o	o	o	o	o	o
 Carbon Fibre veneer**	-	-	-	-	o	-	o	-	-	-
 Shadow Zebrano veneer	o	o	o	-	-	-	-	o	-	-
 Dark Grey Oak veneer	-	-	-	o	o	o	o	-	-	o
 Grand Black veneer	o	o	o	o	o	o	o	o	o	o
EXTERIOR COLOUR										
 Fuji White†	o	o	o	▲	o	o	o	▲	o	o
 Yulong White**†	o	o	o	▲	▲	▲	o	o	o	o
 Indus Silver†	o	o	o	o	o	o	o	o	o	o
 Corris Grey†	o	o	o	▲	o	o	▲	o	o	▲
 Kaikoura Stone	o	o	o	o	o	o	o	o	o	o
 Zanzibar	o	o	o	▲	▲	o	o	▲	o	o
 Scotia Grey†	o	o	o	o	o	o	o	o	o	o
 Aintree Green	o	o	o	o	o	o	o	o	o	o
 Estoril Blue**	-	-	-	-	o	-	o	-	-	-
 Loire Blue	o	▲	o	o	o	o	o	o	o	o
 Santorini Black†	o	▲	▲	o	▲	▲	o	o	o	o
 Firenze Red†	▲	o	o	-	-	▲	o	o	o	▲
 Montalcino Red	o	o	o	-	-	o	▲	-	-	▲
 Silicon Silver*	▲	o	o	o	o	o	o	o	o	o
 Aruba	o	▲	o	o	o	o	o	▲	o	o
 Waitomo Grey	o	o	o	o	o	o	o	▲	o	o
 Carpathian Grey	o	o	▲	o	▲	▲	o	o	o	▲
 Farallon Black	o	▲	o	o	o	o	o	o	o	o

COLOUR CHOICES

Each interior comes in up to three colour combinations. You can use this section to place your chosen colourway within the vehicle to personalise your cabin. A choice of trim finishers is also available.



	1	2	3	4	5
COLOURWAYS*	DOOR TOP ROLL	DOOR ARMREST	DOOR LOWER	INSTRUMENT PANEL UPPER	INSTRUMENT PANEL MID/ CUBBY LID
(A) Ebony / Ebony	Ebony	Ebony	Ebony	Ebony	Ebony
(B) Ebony / Lunar	Lunar	Lunar	Ebony	Ebony	Lunar
(C) Espresso / Almond	Almond	Almond	Almond	Espresso	Almond
(D) Ebony / Cirrus (SVR model only)	Cirrus	Ebony	Ebony	Ebony	Cirrus / Ebony
(E) Espresso / Ivory	Ivory	Ivory	Ivory	Espresso	Ivory
(F) Ebony / Ivory	Ivory	Ivory	Ebony	Ebony	Ivory
(G) Ebony / Tan**	Tan (Ebony**)	Tan	Ebony	Ebony	Tan (Ebony**)
(H) Ebony / Pimento**	Pimento (Ebony**)	Pimento	Ebony	Ebony	Pimento (Ebony**)
(I) Espresso / Ivory / Tan	Ivory	Tan	Ivory	Espresso	Ivory
(J) Ebony / Lunar / Pimento	Lunar	Pimento	Ebony	Ebony	Lunar

*Steering wheel airbag cover for Autobiography with Dynamic Pack will reflect colourways as per instrument panel mid and cubby lid (5)
 **On HSE with Dynamic Pack, the instrument panel mid and door top rolls are Ebony unless the Extended Leather Pack is selected.

AVAILABLE INTERIOR COLOUR COMBINATIONS

The cabin in Range Rover Sport embodies the finest of contemporary living. The warmth of wood veneers, superb metal finishes and soft leathers combine to create a sense of home. The attention to detail is everywhere you look and in everything you touch. A wide range of colourways and seat materials is available to suit all tastes.

Interiors shown are for colour reference only and are not representative of all model specification. Please refer to pages 100 to 102 for full details of availability or contact your nearest Land Rover Retailer for more information.

- A** **Ebony / Ebony** (available on S, SE, HSE, HSE with Dynamic Pack, Autobiography with Dynamic Pack and SVR)



Interior shown: HSE interior in Ebony/Ebony, with Ebony seats and Micro Mesh Aluminium trim finisher, with optional Extended Leather Pack and optional full TFT instrument panel.

- B** **Ebony / Lunar** (available on Autobiography with Dynamic Pack)



Interior shown: Autobiography with Dynamic Pack in Ebony/Lunar with Ebony/Lunar seats and Dark Engine Turned Aluminium trim finisher.

- C** **Espresso / Almond** (available on SE, HSE, HSE with Dynamic Pack and Autobiography with Dynamic Pack)



Interior shown: Autobiography with Dynamic Pack interior in Espresso/Almond, with Espresso/Almond seats and Shadow Zebrano veneer.

Interiors shown are for colour reference only and are not representative of all model specification. Please refer to pages 100 to 102 for full details of availability.

D **Ebony / Cirrus** (available on SVR only)



Interior shown: SVR interior in Ebony/Cirrus, with Ebony/Cirrus seats and Carbon Fibre veneer.

E **Espresso / Ivory** (available on HSE, HSE with Dynamic Pack and Autobiography with Dynamic Pack)



Interior shown: Autobiography with Dynamic Pack interior in Espresso/Ivory, with Espresso/Ivory seats and Dark Engine Turned Aluminium trim finisher.

H **Ebony / Pimento** (available on HSE with Dynamic Pack, Autobiography with Dynamic Pack and SVR)



Interior shown: Autobiography with Dynamic Pack interior in Ebony/Pimento, with Ebony/Pimento seats and Dark Engine Turned Aluminium trim finisher.

I **Espresso / Ivory / Tan** (available on Autobiography with Dynamic Pack only)



Interior shown: Autobiography with Dynamic Pack interior in Espresso/Ivory/Tan, with Espresso/Ivory/Tan seats and Shadow Zebrano veneer.

- F** **Ebony / Ivory** (available on HSE, HSE with Dynamic Pack and Autobiography with Dynamic Pack)



Interior shown: Autobiography with Dynamic Pack interior in Ebony/Ivory, with Ebony/Ivory seats and Grand Black veneer.

- G** **Ebony / Tan** (available on HSE with Dynamic Pack, Autobiography with Dynamic Pack and SVR)



Interior shown: Autobiography with Dynamic Pack interior in Ebony/Tan, with Ebony/Tan seats and Dark Grey Oak veneer.

- J** **Ebony / Lunar / Pimento** (available on Autobiography with Dynamic Pack only)




Interior shown: Autobiography with Dynamic Pack interior in Ebony/Lunar/Pimento, with Ebony/Lunar/Pimento seats and Dark Grey Oak veneer.

INTERIOR FINISHERS

Now you have chosen your interior colour combination, choose one of eight interior finishers. For full availability and designer's choices, please see the colour and trim matrix on pages 100 and 101.




Dark Satin Brushed Aluminium trim finisher



Micro Mesh Aluminium trim finisher



Sports Textured Aluminium trim finisher



Dark Engine Turned Aluminium trim finisher



Dark Grey Oak veneer



Carbon Fibre veneer (SVR only)



Grand Black veneer



Shadow Zebrano veneer

6

LAND ROVER APPROVED ACCESSORIES



Some owners want to add their own stamp of individuality by tailoring their Range Rover Sport to their specific needs with a range of stylish, practical accessories that are tough, versatile and bring an opportunity for personalisation to Range Rover Sport.

Importantly, these accessories can be added at any stage during the vehicle's life. Land Rover Approved Accessories are designed, tested and manufactured to the same exacting standards as the original equipment fitted to your vehicle.

DESIGN



Stainless Steel Undershield – Front*
VPLWP0162

The off-road inspired undershield features a premium Bright Polished finish for the front of the vehicle.

Stainless Steel Undershield – Rear*
VPLWP0163 (not shown)

Stainless Steel Undershield – Rear, Tow*
VPLWP0164 (not shown)



Deployable Side Steps**
Consult Retailer

These smart, practical steps make it easier to get in and out of the vehicle. Neatly stowed under the sills, the side steps automatically deploy as soon as the door is opened, or when activated by the key fob. They stow automatically when the door is closed. The side steps are sensitive to obstructions and will not deploy in off-road or low range settings. Automatic Mode can be overridden to allow access to the roof when the doors are closed. The deployable side steps are compatible with front mudflaps and feature a stainless steel finish with laser etched Range Rover branding.



Accessory Wheels
Consult Retailer

Personalise your vehicle with a selection of alloy wheels featuring a wide range of contemporary and dynamic designs.



Mirror Covers – Carbon Fibre
VPLWB0230

High grade Carbon Fibre mirror covers, with a High Gloss finish, provide a performance-inspired premium design update.

Tailgate Trim – Carbon Fibre
VPLWB0235 (not shown)

High grade Carbon Fibre tailgate trim featuring a twill weave and a High Gloss lacquered finish, providing a performance-inspired design enhancement coupled with weight benefits associated with Carbon Fibre.



Side Vent Blades – Carbon Fibre*
VPLWB0232

High grade Carbon Fibre side power vent blades provide a performance-inspired design upgrade coupled with weight benefits associated with Carbon Fibre.

Bonnet Louvres – Carbon Fibre
VPLWB0231 (not shown)

High grade Carbon Fibre bonnet louvres provide a performance-inspired design enhancement to accentuate the distinctive Range Rover Sport profile.



Front Grille Surround – Carbon Fibre*
VPLWB0233

High grade Carbon Fibre front grille surround, with a High Gloss finish, provides a premium exterior design upgrade to highlight the dynamic capabilities and performance-inspired design of Range Rover Sport.

Fog Lamp Bezel – Carbon Fibre*
VPLWB0234 (not shown)

High grade Carbon Fibre fog lamp bezel featuring a twill weave and a High Gloss lacquered finish, providing a performance-inspired design enhancement coupled with weight benefits associated with Carbon Fibre.

*Not applicable on SVR model **Fitting of side tubes or side steps may affect the off-road capability of vehicle.

TOURING



Luggage Roof Box*
VPLVR0062

Roof mounted luggage box with Gloss Black finish. Opens from both sides and is lockable for security. Includes power-grip mounting for easy and quick fixing to the roof bars. External dimensions: 1.750mm long, 820mm wide, 450mm high. Volume 410 litres. Maximum payload 75kg**.



Sports Roof Box*
VPLVR0061

Sleek, aerodynamic design sports roof box with a Gloss Black finish which can be mounted on either side of the vehicle for kerbside opening. Internal retention system for skis or other long loads. Lockable for security. External dimensions: 2.060mm long, 840mm wide, 340mm high. Internal volume 320 litres. Load capacity 75kg.

Large Sports Roof Box*
VPLWR0100 (not shown)



Luggage Carrier*
LR006848

Flexible rack system to facilitate roof carrying. Maximum payload 75kg**.



Multi-Height Tow Bar and Armature*
VPLWT0159, VPLWB0136 / 37 / 39

Multi-height tow hitch allows for two different tow-ball height positions. Simple to fit, once armature installed, and can be swapped between positions in seconds. 50mm tow ball is included and will take up to 3.500kg trailer load and 200kg nose weight.



Towing Electrics - 13 Pin
VPLWT0114

13 pin towing electrics offered for use with multi-height tow bar. European-style towing electric, capable of supplying all trailer rear lighting and interior equipment power.



Collapsible Luggage Organiser
VPLVS0175

Collapsible loadspace organiser keeps items from shifting during transport. Comes with two durable straps to clip to the lashing eyes and can be easily folded away when not in use.



Centre Armrest Cooler/Warmer Box
VPLVS0176

Food and drinks chiller and warmer that acts as a rear centre armrest. With a leather-covered top, it is held in place by the centre seat belt and powered from the rear auxiliary socket. Ideal for long journeys with the family.

SPORTING



Aqua Sports Carrier*
VPLGR0107

Carries one surfboard, sailboard, canoe or kayak. Includes lockable multi-purpose holder to carry a mast, oars or paddles. Tilts to facilitate easy loading/unloading. Features lockable straps and rubber supports to maintain optimum weight distribution whilst protecting the kayak and vehicle from scratches/suffs. Maximum load capacity 45kg.



Aqua Sports Carrier – 2 Kayaks*
VPLWR0099

Carries two kayaks or canoes. Also suitable for transporting crafts such as surfboards or small boats. Includes lockable multi-purpose holder to carry paddles. Tilts to facilitate easy loading/unloading.



Ski/Snowboard Carrier*
LR006849

Carries four pairs of skis or two snowboards and incorporates slider rails for easy loading, is also lockable for security. Maximum payload 36kg**.

Ski Bag
VPLGS0166

The Land Rover padded ski/snowboard bag carries up to two pairs of skis and poles up to 180cm long. It is manufactured from durable 600D polyester and features removable shoulder straps.



Roof Rails*
Consult Retailer

Roof rails facilitate easy fitment of cross bars for roof carrying. Pre-set positioning points ensure cross bars are fixed in optimum position for weight distribution and dynamics.

Cross Bars*
VPLGR0102

Elegant, durable Bright finish aluminium cross bars, with T-track design which utilises the full length of the bars, providing space to mount multiple accessories. Aerodynamic profile minimises drag and wind noise. The incremental height when fitted is 93mm.



Tow Bar Mounted Bike Carrier†
VPLVR0067 – Two Bike Carrier VPLVR0069 – Three Bike Carrier

The tow bar mounted bike carrier features a one hand, quick attach/release tow bar coupling mechanism and can be tilted away from the vehicle, by use of a foot pedal, to allow easy access into the rear tailgate. The tailgate can be opened with carrier in deployed/folded position. Manufactured from aluminium and other lightweight materials, the bike carrier also features a rear lighting and licence plate mount and it is lockable for security. The carrier has a folding/sliding mechanism to allow ease of stowage when not in use. A holder and ratchet function ensure bicycles are safely secured. Maximum load capacity 40kg.



Loadspace Liner Tray
VPLWS0224

Semi-rigid waterproof loadspace liner tray with a raised lip on three sides to protect loadspace floor and side wall carpets from dirty or wet equipment.

†Two bike or three bike carriers require a separate heat shield for fitment – Part No: VPLWR0124.

OUTDOOR



Loadspace Retention Kit
VPLGS0171

The loadspace retention kit consists of a pack of attachments that fit into the loadspace rails via a quick lock/quick release system to help provide a comprehensive and flexible solution for retaining luggage and other items within the loadspace. The attachment pack includes a retractable flexible strap with inertia reel, telescopic rod and stowage bag.

Loadspace mounted rails to help increase the flexibility of loadspace stowage, also allowing the fitment of the luggage retention kit stowage system.

Loadspace Rails
VPLWS0242 – 5 Seat
VPLWS0243 – 5 + 2 Seat



Loadspace Rubber Mat
VPLWS0225

Range Rover branded waterproof rubber mat with retaining lip, helps protect the rear loadspace carpet from general dirt.



Luggage Partition – Full Height
VPLWS0235

Designed to protect vehicle occupants against the displacement of luggage. Following initial retailer installation the luggage partition can be easily removed with appropriate fitting tool. Complies with ECE-17 regulation.

Luggage Partition – Half Height
VPLWS0236 (not shown)

Luggage Partition Divider
VPLWS0237 (not shown)



Fixed Side Steps*
VPLGP0226

Complete with a rubber tread mat and brushed stainless steel trim, the fixed side steps provide easy access/exit to the vehicle's cabin and aids access to the roof. With embossed Range Rover branding, exterior Bright work and Bright Anodised Aluminium edge trim finish, they complement vehicle exterior design cues.



Rubber Mats – LHD
VPLWS0190

Rubber footwell mats for front and second row occupants helps provide protection from general dirt. Branded and with Bright accent Range Rover ingot and durable metal corner piece to the external edge.



Mudflaps – Front
VPLWP0165

Mudflaps – Front, with Deployable Side Steps
VPLWP0167 (not shown)

Mudflaps – Front, SVR (not shown)**
VPLWP0222



Mudflaps – Rear
VPLWP0166

Mudflaps – Rear, SVR (not shown)
VPLWP0221

Mudflaps are a popular upgrade for reducing spray and ensuring paintwork is protected from debris and dirt. Designed to complement vehicle exterior design.

OTHER



Loadspace Retention Net
VPLMS0302

Secure small items and luggage within loadspace. Utilises loadspace tie-down points. Includes floor net and two ratchet straps which are approximately two metres long.



Sill Treadplates – Illuminated, Vehicle Set
VPLWS0208

Illuminated treadplates with Range Rover script and halo surround. Rear treadplates feature illuminated halo only.



Sill Treadplates – Personalised, Illuminated, Front, Pair
VPLWS0212

Personalised illuminated treadplates allows you to choose a personalised message using an approved set of fonts/typefaces which will be highlighted in white illumination when the front doors are open.

Sill Treadplates – Personalised, Illuminated, Vehicle Set
VPLWS0209



iPad® Holder – 1†
VPLVS0164

iPad® holder with Land Rover branding, mounts securely to the rear of the front seat head restraint posts to face rear seat. Features quick release design allowing iPad® to be fitted/removed quickly and easily.

iPad® Holder – 2 and onwards†
VPLVS0165



Seat Back Stowage†
VPLVS0181

Provides convenient stowage solution for the rear of the front seats with multiple compartments for stowing small items.

Seat Back Stowage – Premium Leather†
VPLVS0182



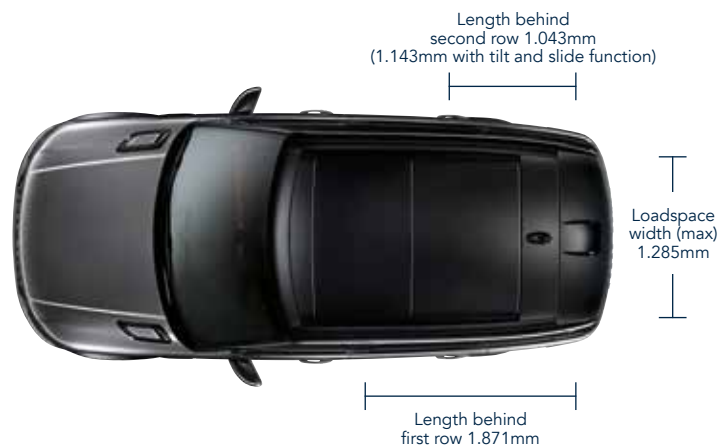
Gearshift Paddles – Aluminium
VPLVS0187MMU

Complete the look and feel of your steering wheel with premium aluminium paddles. Gearshift paddles are machine polished, anodised and hand brushed to provide exceptional wear resistance with a premium finish.

Gearshift Paddles – Aluminium Red
VPLVS0187CAY

†Not compatible with 10" Rear Seat Entertainment. Not available on SVR model †Not compatible with 10" Rear Seat Entertainment. iPad® is a registered trademark of Apple Inc., registered in the US and other countries.

DIMENSIONS AND CAPABILITIES



Standard Ride Height

With roof rails 1.780mm
With roof antenna 1.801mm
With panoramic roof open 1.817mm
Access height air suspension setting will reduce each of the above by 50mm

Headroom

Maximum front headroom with panoramic roof 1.002mm
Rear headroom 993mm

Legroom

Maximum front legroom 1.073mm
Maximum rear legroom 939mm

Loadspace Capacity

Rear seats upright
Height 767mm, Width 1.285mm
Loadspace volume 784 litres
Loadspace width between arches 1.120mm
Length at floor 1.043mm-1.143mm
Rear seats forward
Height 767mm, Width 1.285mm
Loadspace volume 1.761 litres
Loadspace width between arches 1.120mm
Length at floor 1.871mm

Obstacle Clearance

Off-road height 278mm*
Standard ride height 213mm

Turning Circle

Kerb-to-kerb 12,1m
Wall-to-wall 12,5m
Turns lock-to-lock 2,7

Wading Depth

Maximum wading depth 850mm (electronic air suspension)
800mm (coil suspension)

Width 2.073mm mirrors folded
Width 2.220mm mirrors out



Height 1.780mm



	A	B	C
Ride Height			
Approach Angle			
Off-road (Hybrid/SVR)*	33,0° (33,0°/30,0°)	27,2° (25,9°/27,0°)	31,0° (31,0°/27,3°)
Standard (Hybrid/SVR)	24,3° (24,3°/22,4°)	19,4° (18,9°/19,4°)	24,9° (24,9°/22,5°)



Wheelbase 2.923mm

*Electronic air suspension only.

TECHNICAL SPECIFICATION, PERFORMANCE AND KEY DATA

	DIESEL					PETROL		
	2,0L SD4	3,0L TDV6	3,0L SDV6	3,0L SDV6 HYBRID	4,4L SDV8	3,0L V6 SUPERCHARGED	5,0L V8 SUPERCHARGED	5,0L V8 SUPERCHARGED (SVR)
POWER (PS)	240	258	306	354	339	340	510	550
ENGINE DATA								
Bore (mm)	83	84	84	84	84	84,5	92,5	92,5
Stroke (mm)	92,4	90	90	90	98,5	89	93	93
Compression ratio (:1)	15,5	16,1	16,1	16,1	16,1	10,5	9,5	9,5
BRAKES								
Front type	Ventilated disc	Ventilated disc	Ventilated disc	Ventilated disc	Ventilated disc	Ventilated disc	Ventilated disc	Ventilated disc
Front diameter (mm)	360	360	380	380	380	360	380	380
Rear type	Ventilated disc	Ventilated disc	Ventilated disc	Ventilated disc	Ventilated disc	Ventilated disc	Ventilated disc	Ventilated disc
Rear diameter (mm)	350	350	365	365	365	350	365	365
Park Brake	Electric Park Brake (EPB) integrated into brake caliper					Electric Park Brake (EPB) integrated into brake caliper		
WEIGHTS (kg)								
Weight	2.115	2.134	2.185	2.429	2.432	2.113	2.306	2.330
Maximum laden weight (5 seat / 5 + 2 Seating)	2.950	3.000 / 3.150	3.050 / 3.200	3.150 / 3.250	3.200	3.000 / 3.130	3.100 / 3.250	3.000
Maximum mass on each axle (front)	1.500	1.500	1.500	1.500	1.500	1.500	1.500	1.500
Maximum mass on each axle (rear) (5 seat / 5 + 2 Seating)	1.775	1.775 / 1.900	1.775 / 1.900	1.775 / 1.900	1.775	1.775 / 1.900	1.775 / 1.900	1.775
TOWING (kg)								
Unbraked trailer	750	750	750	750	750	750	750	750
Maximum towing	3.500	3.500	3.500	3.000	3.500	3.500	3.500	3.000
Maximum coupling point / nose weight**	200	200	200	200	200	200	200	200
Maximum vehicle and trailer combination / Gross Train Weight (5 seat / 5 + 2 Seating)	6.450	6.500 / 6.650	6.550 / 6.700	6.150 / 6.250	6.700	6.500 / 6.630	6.600 / 6.750	6.000
ROOF CARRYING (kg)								
Maximum roof load (including roof rails)	100	100	100	100	100	100	100	100
PERFORMANCE AND FUEL ECONOMY								
Maximum speed (kph)	207	209	209 (225*)	209 (225*)	209 (225*)	209	225 (250*)	260
Acceleration (secs) 0-100kph	8,3	7,6	7,2	6,7	6,9	7,2	5,3	4,7
Fuel tank capacity – usable (litres)	74	86	86	86	86	105	105	105
CO ₂ Combined emissions (g/km)	164	182	185	164	219	243	298	298
Diesel Particulate Filter (DPF)	■	■	■	■	■	–	–	–

■ Standard – Not Available.

*Only available on 5 seat Dynamic Pack models **Maximum coupling point / nose weight when vehicle is at maximum laden weight is 150kg (120kg with SDV6 Hybrid engine and SVR).

A WORLD OF LAND ROVER



LAND ROVER EXPERIENCE

Ever since its inception, Land Rover has been ready for anything. Its legendary capability has seen it tackle the most demanding of terrains, in the most difficult conditions. Its versatile interior has become synonymous with comfort and greater loadspace. And its 'can do' attitude has made it the most welcome of vehicles across the globe.

You can be part of the Land Rover story at one of our Land Rover Experience Centres. You can see how each and every one of these iconic vehicles is built. You can take one out onto off-road tracks where your driving skills will be put to the test. Or you can go even further on one of our Adventure Travel holidays to such countries as Tanzania, Iceland or Morocco.

Adventure awaits.

For more information, visit
landrover.com/experiences



LAND ROVER ONELIFE

Onelife, the award-winning Land Rover magazine, is published twice a year and reaches customers in 40 countries. Each issue is filled with the latest Land Rover news and vehicles, insights into the technology and design that shape each vehicle, inspirational journeys and opinions from international experts.



LAND ROVER FINANCIAL SERVICES

Getting the keys to your very own Land Rover has never been so simple. And it's more affordable than you might think. New or used, for personal or business use, we have an option that puts you in complete control. Please speak to your nearest Land Rover Retailer to find out more.

FLEET & BUSINESS

Land Rover is dedicated to being the premium manufacturer of choice for fleets and businesses, by providing a highly attractive range of vehicles and exemplary customer service.

Distinctive, capable and versatile, all Land Rover vehicles deliver low total cost of ownership through strong residual values, competitive service, maintenance and repair costs, and impressive fuel economy and CO₂ emissions.

We are also committed to providing a totally customer-focused aftersales service, which will ensure every Land Rover vehicle is kept on the road and in top condition, in the easiest and most cost-efficient way for businesses.

For more information, visit
landrover.com/fleet-and-business



LAND ROVER COLLECTION

The vehicle is just the beginning. The latest Land Rover Collection is now available for you to discover.

A meticulous attention to detail doesn't stop with our vehicles. You'll find the same level of craftsmanship in all of our clothing, travel items and premium gift ideas. So whether you're shopping for yourself or a loved one, you know the quality is assured.

The Land Rover Collection includes ladies and gents clothing, an extensive range of small leather goods such as wallets, portfolios, iPad and iPhone cases along with briefcases and weekender bags. A range of cufflinks and ladies silk scarves add a luxury feel to the collection. There's a kids collection too, with colourful fun clothing, caps and replica model vehicles for them to enjoy.

Please contact your nearest Land Rover Retailer for more information.



ROADSIDE ASSISTANCE

Land Rover Assistance provides assistance in motoring emergencies, from immobilisation due to breakdown or accident to minor problems such as punctures. You can rely on our roadside assistance, whatever the situation, wherever you happen to be.

For further details please consult your Warranty Benefits handbook, contact your nearest Land Rover Approved Service Centre or visit landrover.com/ownership

IMPORTANT NOTICE: Jaguar Land Rover Limited is constantly seeking ways to improve the specification, design and production of its vehicles and alterations take place continually. Whilst every effort is made to produce up to date literature, this brochure should not be regarded as an infallible guide to current specifications, nor does it constitute an offer for the sale of any particular vehicle. Distributors and Retailers are not agents of Jaguar Land Rover Limited by any express or implied undertaking or representation.

All Land Rover Approved Accessories fitted by a Land Rover Retailer within one month or 1.600 kilometres/1.000 miles (which ever occurs first) of the handover of a new registered vehicle will benefit from the same warranty terms and period of cover as the vehicle warranty. Accessories purchased outside of these parameters will be subject to a 12 month unlimited mileage warranty. All Land Rover Approved Accessories are rigorously tested to the same exacting standards as those applied to our vehicles. Performance in extreme hot and cold temperatures, corrosion resistance, impact and airbag deployment highlight some of the exhaustive product testing carried out to ensure accessories are both durable and importantly, continue to comply with current legislation. Some of the accessories featured are not available on all models. Please consult your nearest Land Rover Retailer for more information.

All our accessories are designed to be an integral part of Land Rover vehicles. While many items such as roof carriers are simple to fit, some products require specialist tools and diagnostic equipment to ensure correct integration with the vehicle structure and electrical systems. These products vary from market to market, please consult your Land Rover Retailer who will be pleased to advise you on current specifications and any query you may have.

The colours reproduced here are subject to the limitations of the printing process and may therefore vary slightly from the actual vehicle. The company reserves the right to alter or withdraw any colour finish without notice. Some of these colours may not be obtainable in your country. Please check availability of colours and current specifications with your Land Rover Retailer. Distributors and retailers are not agents of Jaguar Land Rover Limited and have absolutely no authority to bind Jaguar Land Rover Limited to any express or implied undertaking or representation.

Castrol EDGE Professional exclusively recommended by Land Rover.

Vehicle shown on front and back covers is HSE with Dynamic Pack in Indus Silver with optional wheel.



Jaguar Land Rover Limited Registered Office:
Abbey Road, Whitley, Coventry CV3 4LF
United Kingdom.

Registered in England: Number 1672070

landrover.com

© Jaguar Land Rover Limited 2016.
Publication Number: LRML XXXX/16

