



ABOVE & BEYOND

[CONTENTS](#)

[SPECIFICATION](#)

[FIND A RETAILER](#)

[BUILD YOUR OWN](#)

DISCOVERY SPORT



ABOVE & BEYOND





ABOVE & BEYOND

CONTENTS

SPECIFICATION

FIND A RETAILER

BUILD YOUR OWN



BY APPOINTMENT TO
HM THE QUEEN
MANUFACTURERS OF
MOTOR VEHICLES
JAGUAR LAND ROVER LIMITED
COVENTRY



BY APPOINTMENT TO
HRH THE DUKE OF EDINBURGH
MANUFACTURERS OF
MOTOR VEHICLES
JAGUAR LAND ROVER LIMITED
COVENTRY



BY APPOINTMENT TO
HRH THE PRINCE OF WALES
MANUFACTURERS OF
MOTOR VEHICLES
JAGUAR LAND ROVER LIMITED
COVENTRY



ABOVE & BEYOND

Ever since the first Land Rover vehicle was conceived in 1947, we have built vehicles that challenge what is possible. These in turn have challenged their owners to explore new territories and conquer difficult terrains. Our vehicles epitomise the values of the designers and engineers who have created them. Each one instilled with iconic British design cues, delivering capability with composure. Which is how we continue to break new ground, defy conventions and encourage each other to go further. Land Rover truly enables you to make more of your world, to go above and beyond.





ABOVE & BEYOND

CONTENTS

SPECIFICATION

FIND A RETAILER

BUILD YOUR OWN

DISCOVERY SPORT COMBINES DESIGN EXCELLENCE, ENGINEERING INTEGRITY AND EXCEPTIONAL VERSATILITY TO CREATE A PREMIUM COMPACT SUV.

Gerry McGovern.
Land Rover Design Director and Chief Creative Officer.



Scan to view the Discovery Sport in action.

Vehicles shown are from the Land Rover global range. Specifications, options and availability will vary between markets and should be verified with your nearest Land Rover Retailer. Vehicle shown right is HSE Luxury in Scotia Grey.

CONTENTS

DESIGN

Exterior 6
Interior 9
5 + 2 Seating 11
Loadspace Capacity 12
HSE Dynamic Lux 14

DRIVING TECHNOLOGY

Testing 18
Terrain Response 20
All Terrain Progress Control 23
Hill Descent Control 25
Wade Sensing 25
Adaptive Dynamics 27
Torque Vectoring 27
Active Driveline 27
Towing Aids 29

TECHNOLOGY

Infotainment 30
Audio 32
Connectivity 34
Driver Assistance 36

COMFORT FOR ALL

ENGINES

9-speed Automatic Transmission 43
Ingenium Diesel Engines 44
E-capability 45
Ingenium Petrol Engines 46

BODY AND CHASSIS

Strength and Stability 48

SAFETY

5* Euro NCAP Rating 50

ENVIRONMENTAL

Sustainability 52

SPECIFICATIONS

Choose Your Engine 57
Choose Your Model and Options 58
Choose Your Colour 82
Choose Your Wheels 84
Choose Your Interior 86
Choose Your Accessories 94

TECHNICAL DETAILS

100

A WORLD OF LAND ROVER

102



ABOVE & BEYOND

CONTENTS

SPECIFICATION

FIND A RETAILER

BUILD YOUR OWN

DESIGN

EXTERIOR

This is a modern, relevant and compelling vehicle, with its well-proportioned compact body and purposeful stance. Its distinctive silhouette and beautifully sculpted surfaces all combine to create a vehicle that truly connects on an emotional level.

Discovery Sport is ready for anything. Characteristic design cues complement perfectly balanced proportions. Strong dynamic lines and robust detailing signal Discovery Sport's incredible breadth of capability.

Signature features include a clamshell bonnet and distinctive two-bar grille with hexagonal mesh.

The fast bonnet line with a pronounced step into the rising beltline conveys a dramatic stance, whilst the roof tapers subtly downwards, adding extra dynamism.



6 Vehicle shown above and right is HSE Luxury in Scotia Grey.



ABOVE & BEYOND

CONTENTS

SPECIFICATION

FIND A RETAILER

BUILD YOUR OWN



INTERIOR

The desirability of the exterior design continues into the cabin with bold horizontal and vertical lines, complemented by clean surfaces, superb finishes and optional premium leathers that give a luxury feel to the highly versatile interior. Inside and outside seamlessly blend into a vehicle that clearly communicates its Discovery DNA, whilst firmly looking forward. This spirit of adventure is reflected in Discovery Sport's interior, which has been designed with you at its core. It features high-quality materials and a strong vertical centre console design to reflect the premium exterior.

The cabin is equipped with up to three 12V power points and six* USB charging sockets. These can be specified for all three rows of seating, allowing multiple electronic devices to be charged simultaneously.

The optional 10" Touchscreen is a superb addition to the contemporary, clean interior and becomes a centrepiece of the fascia. With a 21:9 wide format and 80 percent more pixels than the standard 8" Touchscreen, the feature is available on HSE, HSE Black, HSE Luxury and HSE Dynamic Lux models as part of the Entertainment Packs.

COMMAND DRIVING POSITION

The Command Driving Position in Discovery Sport ensures a greater view of the road ahead so all terrains can be tackled with confidence.

*Trim level dependent.
Interior shown left and above is HSE Luxury in Glacier/Lunar with optional 10" Touch Pro.
Vehicle shown above right is HSE Luxury in Scotia Grey.



ABOVE & BEYOND

CONTENTS

SPECIFICATION

FIND A RETAILER

BUILD YOUR OWN



5+2 SEATING

Discovery Sport offers exemplary levels of comfort and outstanding versatility. The second row is extremely spacious and flexible with the seats able to slide back and forth by 160mm for greater loadspace or comfort.

The third row*, with its simple, single-handed 50:50 deployment, has been cleverly incorporated to avoid any compromises to the vehicle's exterior design, whilst maintaining passenger comfort.

By folding down the third row, a flat loadspace is available for whenever you need it. So wherever you're seated, or whatever you want to carry, you can relax.

LEGGROOM

839mm



MORE LEGROOM

999mm



LOADSPACE

1,887mm



*Not available on eD4 and TD4 150hp engines. Interior shown left is HSE Luxury in Glacier/Lunar.



ABOVE & BEYOND

CONTENTS

SPECIFICATION

FIND A RETAILER

BUILD YOUR OWN



LOADSPACE CAPACITY

Deceptively roomy. Cleverly configured. Discovery Sport has been designed and engineered to meet any challenge.

The vehicle has the option of flexible seating which, when stored flat, gives a load floor that is as long as Range Rover and a maximum loadspace of 1,698 litres.

Even whilst carrying five passengers, the loadspace is still an impressive 981 litres. Discovery Sport can handle bulkier loads with consummate ease when the second and third rows are folded flat. Such flexibility helps make carrying family, friends and all their gear that much easier.

5 + 2 SEATS
194 LITRES

5 SEATS
981 LITRES

4 SEATS
1,124 LITRES

4 SEATS
1,268 LITRES

3 SEATS
1,411 LITRES

2 SEATS
1,698 LITRES



ABOVE & BEYOND

CONTENTS

SPECIFICATION

FIND A RETAILER

BUILD YOUR OWN

HSE DYNAMIC LUX

EXTERIOR

The Discovery Sport HSE Dynamic Lux delivers a more assertive stance whilst retaining the instantly recognisable design cues of the Discovery Sport. Yet, when it comes to capability and versatility, nothing has been lost.

However, in terms of dynamism and appeal, much has been gained. The vehicle's bold new front and rear design with new contoured side mouldings form a dramatic presence. This has been augmented with a new Black mesh design for the front grille and side vent. Distinctive Chrome exhaust finishers* together with a Red SPORT badge further enhance the appearance.



*Chrome exhaust finishers only fitted on diesel engines. Petrol engines fitted with a silver painted chrome look finisher. Vehicle shown right is HSE Dynamic Lux in Firenze Red.

DESIGN

DRIVING TECHNOLOGY

TECHNOLOGY

COMFORT FOR ALL

ENGINES

BODY AND CHASSIS

SAFETY

ENVIRONMENTAL



ABOVE & BEYOND

CONTENTS

SPECIFICATION

FIND A RETAILER

BUILD YOUR OWN



INTERIOR

Carefully selected sporting touches enhance the interior of Discovery HSE Dynamic Lux. Together with perforated Windsor leather in a choice of three striking colourways, they help create a vehicle with exemplary levels of finish.

The mood is augmented by contrast micropiping on the seats and headrests. The interior is further enhanced with aluminium sport pedals.

Interior shown left and above is HSE Dynamic Lux in Ebony/Ebony with Pimento stitching and piping. Interior shown with Carmine Red Brushed Aluminium centre stack side rails, optional 10" Touch Pro and accessory gearshift paddles.



ABOVE & BEYOND

CONTENTS

SPECIFICATION

FIND A RETAILER

BUILD YOUR OWN

DRIVING TECHNOLOGY

TESTING

Before any vehicle can carry the Land Rover badge, it must complete a series of rigorous tests to establish the very highest levels of luxury, performance and capability.



SUSPENSION

You're unlikely to push any Land Rover harder than we have. For an unrivalled breadth of dynamic capability, both on and off-road, the vehicles have been exposed to ten years of the most extreme driving pressures in a fraction of the time using our state-of-the-art test rig.



WIND SPEED

Discovery Sport was developed in state-of-the-art wind tunnels and a suite of climatic chambers to recreate some of the most challenging aerodynamic conditions it will face. Only by pushing all systems to their limits do we develop true reliability.



HOT AND COLD CLIMATE

In real world environments and our climate chambers, we freeze vehicles to -40°C and bake them to 50°C. Key functions and systems are then scrutinised to our exacting standards. So even in the most remote locations, comfort and peace of mind are never far away.



OFF-ROAD

From the icy proving grounds of Arjeplog, Sweden, to Dubai's unforgiving desert sands, we ensure our legendary all-terrain performance is innate in every vehicle. Prototypes are developed across approximately 5,282 miles of the most demanding off-road routes.



SEMI-ANECHOIC CHAMBER

In the 'neutral sound' of our semi-anechoic chamber we precisely expose the cabin to a range of frequencies and vibrations, making certain that Discovery Sport sounds refined at every speed and across every surface.



MONSOON

Our water testing facilities ensure each vehicle can enter and exit a body of water without a single droplet entering the cabin. In the monsoon simulator each one is drenched with some 85,000 litres of specially dyed water, while tilting it by as much as 45°, checking for even the slightest leak with UV lights.





ABOVE & BEYOND

CONTENTS

SPECIFICATION

FIND A RETAILER

BUILD YOUR OWN






TERRAIN RESPONSE

Land Rover has always been synonymous with capability and the Discovery Sport lives up to even the most demanding expectations. Confident and responsive, the drive is further enhanced by a generous wheel articulation and innovative off-road technologies such as Terrain Response.

This feature is standard on all 4WD vehicles and adapts to the responses of the vehicle's engine, transmission, differentials and chassis systems to maximise driveability, comfort and traction.

There are four standard Terrain Response settings: General Driving, Grass/Gravel/Snow, Mud & Ruts and Sand. So, the vehicle feels sure-footed no matter what the terrain or weather conditions.

An optional fifth setting, **Adaptive Dynamics** is also available*. This mode tunes the suspension to deliver even tighter body control with flatter handling and sharper responses.

-  Adaptive Dynamics
-  General Driving
-  Grass, Gravel, Snow
-  Mud & Ruts
-  Sand

*Not available with eD4 or TD4 150hp engines. Only available on HSE, HSE Black, HSE Luxury and HSE Dynamic Lux models. Vehicle shown right is HSE Luxury in Scotia Grey.





ABOVE & BEYOND

CONTENTS

SPECIFICATION

FIND A RETAILER

BUILD YOUR OWN



ALL TERRAIN PROGRESS CONTROL

All Terrain Progress Control (ATPC) is a state-of-the-art system that enables drivers to set and maintain a steady speed in challenging conditions. The system is fitted as standard on SD4 and Si4 engines. It is an optional extra on TD4 180hp engines when specified with automatic transmission.

Operating like a cruise control system, it functions at very low speeds between 1mph and 18mph, helping the driver to maintain full concentration on steering and finding a path through obstacles.

In addition, the system enables the vehicle to pull away smoothly and easily, even on tricky low-friction surfaces like ice, snow or wet grass.

Developed by Land Rover's industry-leading all-terrain specialists, it works seamlessly alongside the standard Terrain Response, 4 Wheel Drive (4WD) traction and braking systems.

Once ATPC is activated, the standard steering wheel +/- cruise control buttons are used to set the speed. Brake and accelerator pedals can still override the chosen settings.

Vehicle shown left is HSE Luxury in Scotia Grey.



ABOVE & BEYOND

CONTENTS

SPECIFICATION

FIND A RETAILER

BUILD YOUR OWN



HILL DESCENT CONTROL

Land Rover's patented Hill Descent Control (HDC) is a standard feature on all 4 Wheel Drive (4WD) vehicles. It assists the driver with controlled descents of difficult slopes by maintaining a constant speed and applying braking separately to each wheel.

Hill Start Assist ensures the vehicle doesn't roll backwards as it pulls away on an incline.

The vehicle also utilises **Gradient Release Control (GRC)** which is designed to prevent the vehicle accelerating too quickly on a steep incline when the driver releases the brake.

WADE SENSING

With a wading depth of up to 600mm, whether crossing streams, fords or flooded areas, the optional Wade Sensing feature can prove invaluable.

Unique to Land Rover, sensors located in the door mirrors give the driver pictorial real-time information about the water's depth in relation to the vehicle, as well as maximum wading capability via the Touchscreen.

Touchscreen shown is 10" Touch Pro.
Vehicle shown left is HSE Luxury in Scotia Grey.



ABOVE & BEYOND

CONTENTS

SPECIFICATION

FIND A RETAILER

BUILD YOUR OWN



ADAPTIVE DYNAMICS

Optional* Adaptive Dynamics with advanced MagneRide™ monitors vehicle movements at least 1,000 times per second, reacting to driver or road inputs instantaneously to give greater control and minimise body lean, providing a balanced, flat ride. Available on TD4 180hp, SD4 and Si4 engines, the system will even sense off-road conditions and optimise the advanced MagneRide™ damper settings accordingly, delivering the perfect balance of agile handling and a supple, controlled ride.

- 1 UNADJUSTED LATERAL BODY LEAN
- 2 CORRECTED LATERAL BODY LEAN

TORQUE VECTORING

When cornering, the vehicle's agility and stability are enhanced by the Torque Vectoring by Braking system. This feature comes as standard on all 4 Wheel Drive (4WD) vehicles. Monitoring the vehicle, the system constantly balances the distribution of torque between all the wheels to improve grip and steering whether on or off-road.

- A UNDERSTEER DETECTED
- B FULL TORQUE TO OUTER WHEELS
- C BRAKING FORCE TO INNER WHEELS
- D LINE CORRECTED

ACTIVE DRIVELINE

Standard on the SD4 engine only, Active Driveline delivers benefits in both on and off-road situations. In many on-road driving conditions, the system is able to disconnect drive to the rear of the vehicle, providing maximum 2 Wheel Drive (2WD) fuel economy. A sophisticated control strategy continuously monitors key vehicle and environmental parameters.

If the requirements for 4WD are met, the system seamlessly and imperceptibly reconnects drive to the rear of the vehicle within 300 milliseconds. When off-road driving, torque to each rear wheel can be varied according to the available grip. A dedicated display on the Touchscreen relays detailed information, so you always feel in control.

- 3 2 WHEEL DRIVE (2WD)
- 4 4 WHEEL DRIVE (4WD) ACTIVATED

*Not available with eD4 or TD4 150PS engines. Only available on HSE, HSE Black, HSE Luxury and HSE Dynamic Lux models. MagneRide™ is a registered trademark of BWI Company Limited S.A. Vehicle shown left and above is HSE Dynamic Lux in Firenze Red. Vehicle shown above right is HSE Luxury in Scotia Grey.




ABOVE & BEYOND

CONTENTS

SPECIFICATION

FIND A RETAILER

BUILD YOUR OWN



TOWING AIDS

With a towing capacity of up to 2,500kg*, and by incorporating tailored technologies, Discovery Sport can handle the most demanding of tasks.

ELECTRICALLY DEPLOYABLE TOW BAR

The optional electrically deployable tow bar is stowed discreetly behind the bumper, providing a clean and attractive finish. Approved for up to 2,500kg* trailer load.

DETACHABLE TOW BAR

Convenient and easy to use, the optional detachable tow bar maintains the vehicle's exterior design when removed or when stowed.

REAR VIEW CAMERA

Providing improved visibility when reversing, the Rear View Camera is a valuable parking aid and offers help when hitching a trailer. Fitted as standard on HSE, HSE Black, HSE Luxury and HSE Dynamic Lux and available as an option on Pure, SE and SE Tech models.

Tow Hitch Assist makes coupling a trailer to the vehicle much easier by helping you visualise the hitching process; it displays the predicted path of the vehicle towards the tow bar on the Touchscreen. Standard with Rear View Camera.

TRAILER STABILITY ASSIST

Trailer Stability Assist monitors the vehicle to detect movements in the trailer and then uses selective braking to help correct potentially hazardous situations.

CAMERA SYSTEM

The Tow Assist feature helps with reversing by predicting the trailer's direction. You can even input your trailer's width for precise guidelines displayed on the Touchscreen.

*Available when selected with 'Electrically Deployable Tow Bar Pack 2' or 'Detachable Tow Bar Pack 2' on TD4 180hp Diesel Auto, or SD4 240hp Diesel Auto engines only. Towing regulations vary by market. Please ensure you comply with relevant legislation in your country. Touchscreen shown is 10" Touch Pro. Vehicle shown left and above is HSE Luxury in Scotia Grey.



ABOVE & BEYOND

CONTENTS

SPECIFICATION

FIND A RETAILER

BUILD YOUR OWN



TECHNOLOGY

INFOTAINMENT

InControl is our suite of advanced technologies that links both you and your Discovery Sport to the wider world. Choose from two InControl infotainment systems: Touch or Touch Pro which can be further enhanced by adding their respective connectivity packages; Connect and Connect Pro.



HEAD-UP DISPLAY

Head-up Display is a technology option that presents key vehicle data such as vehicle speed, gear position and navigation directions* on the windscreen, without the need for the driver to take their eyes off the road.

This innovative laser system is more robust against issues such as 'washout' – the effect that the glare from sunlight has on inferior LED-based systems. The feature can be turned on and off dependent upon driver preference. Available as an option on HSE, HSE Black, HSE Luxury and HSE Dynamic Lux with Touch and Touch Pro as part of the Head-up Display Pack.



TOUCH

STANDARD ON PURE, SE, SE TECH, HSE, HSE BLACK, HSE LUXURY AND HSE DYNAMIC LUX MODELS

- 8" Touchscreen
- Land Rover Enhanced Sound System 190W with 10 speakers (Standard on Pure, SE and SE Tech models)
- Meridian™ Sound System 380W with 10 speakers plus subwoofer (Standard on HSE, HSE Black, HSE Luxury and HSE Dynamic Lux and optional on SE and SE Tech models)
- Digital Audio Broadcast (DAB) Radio
- **Protect** consists of SOS Emergency Call, Land Rover Optimised Recognition Assistance and Remote Essentials smartphone app.

OPTIONAL

- **Navigation** including Voice Recognition (Standard on SE Tech, HSE, HSE Black, HSE Luxury and HSE Dynamic Lux)
- **Secure Tracker** provides stolen vehicle tracking by detecting any unauthorised movement of your vehicle
- **InControl Apps** features a range of Land Rover approved apps that can be connected to Discovery Sport from your smartphone, to enhance aspects of your in-car experience (Standard on HSE Luxury and HSE Dynamic Lux models)
- **Traffic Sign Recognition*** (Standard on HSE Luxury and HSE Dynamic Lux models)
- **Connect** takes your vehicle's connectivity to the next level including:
 - InControl Apps
 - Remote Premium is a multi-function app that allows you to monitor and interact with your vehicle remotely through your smartphone, making life easier and more connected
 - Wi-Fi Hotspot.



TOUCH PRO

AVAILABLE AS AN OPTION ON HSE, HSE BLACK, HSE LUXURY AND HSE DYNAMIC LUX MODELS

- 10" Touchscreen
- Meridian™ Surround Sound System 825W with 16 speakers plus subwoofer
- Navigation Pro**
- Voice Recognition
- CD/DVD player
- **Pro Services** including Wi-Fi Hotspot**, Route Planner App, Share ETA, Live Services, Commute Mode, Arrival Mode and Arrival Mode Parking
- Digital Audio Broadcast (DAB) Radio (Standard on all models)
- **Protect** (Standard on all models).

OPTIONAL

- 10" Dual View Display
- Digital TV
- Rear Seat Entertainment
- **Secure Tracker**
- **InControl Apps**†
- **Traffic Sign Recognition***†
- **Connect Pro** gives you the very highest level in connectivity and convenience. Features include:
 - InControl Apps
 - Remote Premium.

*Requires Navigation or Navigation Pro. Get your life InControl at landrover.co.uk/incontrol

As we roll out InControl, specific features described may be optional, and market or powertrain dependent. Please consult your country-specific Land Rover website or local Land Rover Retailer for availability and full terms in your country. Certain features require an appropriate SIM with a suitable data contract which will require further subscription after the initial term advised by your Retailer. Mobile connectivity cannot be guaranteed in all locations.

*Requires Navigation or Navigation Pro. **Only available as part of the Entertainment Packs. †Standard on HSE Luxury and HSE Dynamic Lux models. Please refer to the standard and optional feature listing on pages 74-75. Vehicle shown left is HSE Luxury in Yulong White.



ABOVE & BEYOND



AUDIO

For the sharpest sound quality, Discovery Sport offers you the choice of three exceptional audio systems. A 10 speaker system is standard on Pure, SE and SE Tech delivering a crisp, well balanced sound.

Added to which, Land Rover has partnered with Meridian™, a world leader in high performance audio technologies and digital sound processing, to develop advanced audio systems for Discovery Sport. Dynamic Volume Control technology has been integrated on all Meridian sound systems, to ensure that any unwanted noise detected in the cabin will be smoothly and automatically balanced out.

The Meridian™ Sound System 380W is optional on SE and SE Tech and standard on HSE, HSE Black, HSE Luxury and HSE Dynamic Lux as part of the Touch suite of features. This sound system includes 10 speakers and a dual channel subwoofer, delivering exceptional definition, crystal clear highs and full, deep

bass through the careful arrangement of speakers.

Discovery Sport also offers an optional upgrade from the 380W system to the Touch Pro Meridian™ Surround Sound System, which produces 825W through 16 speakers and a dual channel subwoofer.

This system also includes Meridian Trifield™ technology. This technology delivers the very best in world-class audio reproduction, bringing you closer to the original performance regardless of your position in the vehicle; everyone will feel and hear pure musical enjoyment.

Meridian is a registered trademark of Meridian Audio Ltd. Trifield and the "three fields" device is a trademark of Trifield Productions Ltd. Interior shown left is HSE Luxury in Glacier/Lunar. Touchscreen shown is 10" Touch Pro. Vehicle shown right is HSE Luxury in Yulong White.

CONTENTS

SPECIFICATION

FIND A RETAILER

BUILD YOUR OWN



MERIDIAN SURROUND SOUND SYSTEM

825 WATTS

16 SPEAKERS

SUBWOOFER



ABOVE & BEYOND

CONTENTS

SPECIFICATION

FIND A RETAILER

BUILD YOUR OWN

CONNECTIVITY

Touch and Touch Pro provide a wealth of information and entertainment. This intuitive InControl technology can help you find a parking space, stream your favourite music and even help you with the recovery of a stolen vehicle. Making life more rewarding, hassle-free and enjoyable.



PLANNING ROUTES

Before setting off, use the **Route Planner** app or online portal to search, save locations or set your destination. The app uses the Cloud to send your destination automatically to your vehicle's navigation screen. Only available with the Entertainment Packs.

STAYING CONNECTED

Before you get into your vehicle, set your ideal cabin temperature with the **Remote Premium** app on smartphones and now the Apple Watch. On the road, the in-car **Wi-Fi Hotspot** provides a stable Internet connection and lets you connect up to eight devices. Available with Connect or the Entertainment Packs.



MOVING FASTER

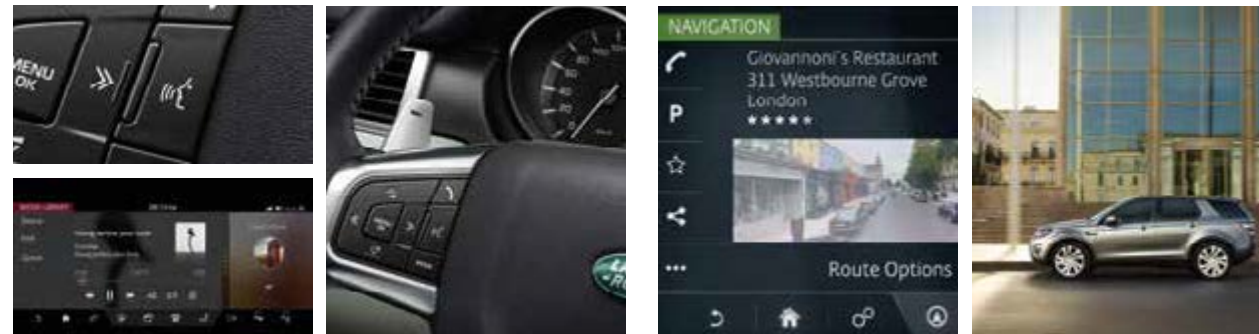
Touch Pro brings you more processing power, thanks to a quad core processor plus an integrated Ethernet network. Customisable homescreens let you arrange the screen, as you like, with up to four personalised homescreens and over 60 shortcuts.

INTELLIGENT ROUTING

Commute Mode allows the system to learn your commutes and automatically advises you of the expected journey time based on live and historical traffic movements without having to input a destination. The system learns the routes you take for a given destination and then advises which of those is the quickest. Only available with the Entertainment Packs.

SHARING PROGRESS

Share your estimated time of arrival so your selected contact(s) will know exactly when you will arrive, as calculated by the navigation guidance system. If you're running late, **Share ETA** can then send automatic updates via text or email, without any further action from you. Only available with the Entertainment Packs.



STAYING FOCUSED

Our Touch Pro **Voice Recognition** system understands normal spoken instructions. So you can concentrate on the road ahead without any distractions. Only available with Touch Pro.

FINDING PARKING

When you near your destination, **Navigation Pro** will suggest nearby parking from a database including space availability. With just one click, the car park is added and your route is updated. **Arrival Mode Parking** shows a 360° street level image to help you identify your destination. Only available with Touch Pro.



DOOR-TO-DOOR

Once you've parked, the **Route Planner** app will guide you to your destination – a true door-to-door experience which includes public transport options. Only available with the Entertainment Packs. The **Remote Premium** app also lets you check your vehicle to make sure you've locked and secured all doors and windows. Available with Connect or Connect Pro.

STOLEN VEHICLE TRACKING

With optional **Secure Tracker**, if your vehicle is broken into, a silent alarm is triggered alerting the relevant authorities. Your vehicle can then be tracked until it is recovered.

HELP IS ALWAYS AT HAND

With **Protect**, in the event of an incident, **SOS Emergency Call** will automatically connect you to the emergency response team who will send the emergency services to your location. Otherwise, you can call them manually via an in-car button. You can also summon a Land Rover Optimised Assistance operator should you need technical assistance. Standard with Touch or Touch Pro.

InControl features, options and their availability remain market and powertrain dependent – check with your Retailer for local market availability and full terms. Certain features require the fitment of Connect Pro and a Micro SIM with a suitable data contract which will require further subscription after the initial term advised by your Retailer. Apple Watch® is a registered trademark of Apple Inc., registered in the US and other countries. Mobile network connectivity cannot be guaranteed in all locations. InControl Apps will need to be downloaded from the Apple/Android Store, please contact your nearest Land Rover Retailer for further information.



ABOVE & BEYOND

CONTENTS

SPECIFICATION

FIND A RETAILER

BUILD YOUR OWN

DRIVER ASSISTANCE

DRIVING AIDS



LANE KEEP ASSIST AND DRIVER CONDITION MONITOR

Lane Keep Assist detects when your vehicle is unintentionally drifting out of your lane, and automatically applies a rotational force to the steering wheel. Driver Condition Monitor detects if you're starting to feel drowsy and gives you an early warning when you need to take a break.



ADAPTIVE CRUISE CONTROL WITH QUEUE ASSIST AND INTELLIGENT EMERGENCY BRAKING

When you're cruising on the motorway or travelling in slow-moving traffic, this system will keep your vehicle a safe distance from the one in front should it slow or stop. Should the vehicle in front stop completely, your vehicle will come to a smooth halt. Once the traffic moves, simply touch the accelerator and Adaptive Cruise Control will resume following the car in front. The system operates from 10mph up to motorway speeds.



AUTONOMOUS EMERGENCY BRAKING


If a potential frontal collision is detected, this system displays a forward alert, giving you time to take action. A camera at the front of the vehicle monitors at speeds from 3mph to 50mph for frontal collisions. If a collision is still anticipated and you have taken no action, this system will apply the brakes to help reduce the severity of the possible impact.



BLIND SPOT MONITOR AND REVERSE TRAFFIC DETECTION

Blind Spot Monitor alerts you to vehicles in, or quickly approaching your blind spot through a small warning light in the corresponding door mirror. Reverse Traffic Detection warns you of hazards, approaching from either side of your vehicle, through both audible and visual warnings so you know what's behind you even when the view is obstructed.

PARKING AIDS



PARK ASSIST

Our Park Assist system makes parallel and perpendicular parking easier than ever by automatically steering your vehicle into a suitable space. You just have to select the appropriate gear and control the vehicle's speed with the brake and accelerator pedals. Graphics and notifications guide you through the manoeuvres. Park Assist will also steer you out of a space, taking all of the stress out of parking.



REAR VIEW CAMERA

To make parking in tight spots simpler, static lines to represent the vehicle's outer perimeter and predicted path are superimposed on the rearward image displayed on your Touchscreen.



SURROUND CAMERA SYSTEM

Using four digital cameras discreetly placed around the vehicle, the system provides an almost complete 360° view including a birds-eye overhead view via the Touchscreen. This helps with various manoeuvres from parking by a kerb, to getting in and out of tight spaces and junctions.



HOMELINK®

The HomeLink® System is a universal transmitter fitted to the underside of the interior rear view mirror. This transmitter can be programmed to operate up to three home or office wireless controlled systems, such as garage doors, automatic gates, or security lighting. By replacing the individual remote control units normally required for each system, the driver no longer needs to search the car interior for the correct handset when needed.

HomeLink® is the registered trademark of Gentex Corporation. Touchscreen shown is 10" Touch Pro. Features and their availability may differ by vehicle specification. Please see pages 64-79, or contact your nearest Land Rover Retailer for more information.



ABOVE & BEYOND

CONTENTS

SPECIFICATION

FIND A RETAILER

BUILD YOUR OWN

COMFORT FOR ALL

SEATING

Heated front seats are available on all models and, for added comfort, vehicles can also be specified with optional heated second row seats*.

For the ultimate comfort whatever the temperature, heated and cooled front seats with heated rear seats* are available on SE, SE TECH, HSE, HSE Black, HSE Luxury and HSE Dynamic Lux. This option provides ventilation through perforations in the perforated grained leather and perforated Windsor leather seats, dependent on model specification. The driver and passenger preferences can be independently controlled via the Touchscreen.

CONFIGURABLE AMBIENT INTERIOR LIGHTING

New levels of ambient refinement and personalisation have been reached with the option of Configurable Ambient Interior Lighting on Pure, SE, SE Tech, HSE and HSE Black, fitted as standard on HSE Luxury and HSE Dynamic Lux.

PANORAMIC ROOF

The full glass fixed panoramic roof enhances the sense of space in the vehicle's interior and floods it with natural light as well as providing uninterrupted views of the surrounding environment.

Importantly, the toughened glass has a dark tint to maintain a comfortable temperature inside the cabin and protect occupants and the interior from the sun's rays. A full-sized, powered interior blind is also provided for those who may prefer a more private experience.



*Standard on HSE Luxury and HSE Dynamic Lux models. Touchscreens shown are 10" Touch Pro. Interior shown right is HSE Luxury in Glacier/Lunar.



ABOVE & BEYOND

CONTENTS

SPECIFICATION

FIND A RETAILER

BUILD YOUR OWN



REAR SEAT ENTERTAINMENT

The optional Rear Seat Entertainment features two 8" screens built into the front headrests, two pairs of WhiteFire® digital headphones, one USB port in the second row and a dedicated remote control. Available on HSE, HSE Black, HSE Luxury and HSE Dynamic Lux models, you can feel truly at home with your choice of film, television, music or games console.

DIGITAL TV

Digital TV* channels can be watched on the rear screens and new 10" high-resolution Touchscreen on HSE, HSE Black, HSE Luxury and HSE Dynamic Lux models.

DUAL VIEW DISPLAY

The optional Dual View system allows the driver and passenger to view completely independent display content on the 10" Touchscreen. For example, the driver can use the satellite navigation system, while the front seat passenger is able to watch a DVD or TV, where fitted. One set of WhiteFire® digital wireless headphones is included. Available on HSE, HSE Black, HSE Luxury and HSE Dynamic Lux models.

POWERED GESTURE TAILGATE

Powered gesture tailgate allows you to operate the tailgate (both to open and close) from outside the vehicle without needing to physically touch the vehicle or the smart key.

Provided that the smart key is detected, the tailgate may be operated by a kicking gesture underneath the rear of the vehicle.

Two sensors mounted on either side of the tailgate allow kerbside operation, rather than needing to be immediately behind the vehicle. And as the system is compatible with towing solutions, you can still open and close the tailgate with the least amount of fuss. Powered gesture tailgate is fitted as standard on SE Tech, HSE, HSE Black, HSE Luxury and HSE Dynamic Lux models.

Additionally, a button located inside the tailgate or on the smart key allows the tailgate to be closed automatically with powered tailgate.

USB CHARGING POINTS

Want to charge a games console, tablet or smartphone whilst you're on the move? Discovery Sport has the option of six** USB charging ports throughout all rows, to make charging your devices effortlessly simple.



*Whilst Land Rover continues to work closely with its partners to develop TV standards worldwide, we cannot guarantee the TV feature in all countries at all times **Only 5 USB slots are available on HSE Luxury and HSE Dynamic Luxury vehicles. WhiteFire® is a registered trademark of Unwired Technology LLC and any use of such marks by Land Rover is under licence. Vehicle shown top right is HSE Luxury in Yulong White. Interior shown left and bottom right is HSE Luxury in Glacier/Lunar.



ABOVE & BEYOND

CONTENTS

SPECIFICATION

FIND A RETAILER

BUILD YOUR OWN




ENGINES

9-SPEED AUTOMATIC TRANSMISSION

The lightweight, compact 9-speed Automatic Transmission provides optimum fuel economy and CO₂ emissions, as well as greater control in low-grip conditions or when towing through the specially designed, ultra-low first gear.

The transmission is specifically designed for transverse applications, and is one of the most efficient and technically advanced ever used in a production vehicle. Two patented dog clutches replace the bulkier conventional set-up, allowing small ratio steps to give better response during acceleration, plus improved shift quality, drive and refinement.

The higher top gear not only reduces fuel consumption but the lower engine revs improve comfort and reduce noise when cruising at a sustained speed. The 9-speed Automatic Transmission is extremely robust and perfectly complements Land Rover's rugged all-terrain ability whilst delivering exceptionally high levels of refinement and efficiency.



Vehicle shown left is HSE Luxury in Scotia Grey.




ABOVE & BEYOND

CONTENTS

SPECIFICATION

FIND A RETAILER

BUILD YOUR OWN



INGENIUM DIESEL ENGINES

TD4 150hp/180hp




The Ingenium 2.0 litre 4-cylinder 150/180hp Turbocharged Diesel engine produces 380/430Nm of torque and is optimised to deliver the best fuel economy in the range.

- High-pressure common rail direct fuel injection, exhaust variable cam timing and a high-efficiency water-cooled intercooler work in combination for a clean, efficient combustion.
- Intelligent, electronically controlled, adaptive engine cooling only engages when required – minimising fuel consumption and CO₂ emissions.
- The engine features a variable geometry turbocharger that adapts to the changing flow of exhaust gases for high torque throughout the rev range and responsiveness that is uniform, progressive and reduces lag.

SD4 240hp

The Ingenium 2.0 litre Twin Turbocharged Diesel, producing 240hp and 500Nm of torque, improves upon performance whilst maintaining impressive fuel economy.




- Series sequential twin turbochargers deliver an ideal combination of peak power performance and superior low speed driveability.
- Upgrades include a higher pressure common rail fuel system, increased from 1,800 to 2,200 bar, and an increased fuel injector flow rate. These combine to deliver optimised fuel economy, emissions and power delivery.
- The result is an engine that pushes performance boundaries of a four cylinder with the strong fuel economy inherent in the Ingenium range.

	 ACCELERATION 0-60MPH (SECONDS)	 TOP SPEED (MPH)	 CO ₂ CO ₂ EMISSIONS (G/KM) 5+2 SEATS
2.0L TD4 Diesel 180hp (Manual)	9.4	117	139
2.0L TD4 Diesel 180hp (Automatic)	8.4	117	139
2.0L SD4 Diesel 240hp (Automatic)	7.1	127	169



E-CAPABILITY

Land Rover's commitment to sustainability is manifest in its current range of vehicles, utilising a wide range of innovative and efficient technologies including intelligent Stop/Start and Brake Energy Regeneration. Discovery Sport's latest engine range is just the latest testament of innovation to provide further efficiency whilst not compromising on capability. A Blue SPORT badge on the rear of the vehicle denotes the most efficient engines of the range.

	 ACCELERATION 0-60MPH (SECONDS)	 TOP SPEED (MPH)	 CO ₂ CO ₂ EMISSIONS (G/KM) 5 SEATS
2.0L eD4 Diesel 150hp (Manual)	10.0	112	123
2.0L TD4 Diesel 150hp (Manual)	11.0	112	129



ABOVE & BEYOND

CONTENTS

SPECIFICATION

FIND A RETAILER

BUILD YOUR OWN



INGENIUM PETROL ENGINES

Si4 240hp




The Ingenium 2.0 litre 4-cylinder 240hp Turbocharged Petrol engine produces 340Nm of torque and delivers outstanding fuel economy and driveability.

- The intelligent Continuously Variable Valve Lift (CVVL) system varies the extent to which inlet valves are opened, reducing engine-pumping losses. This lets the engine 'breathe' with maximum efficiency, optimising power and torque.
- CVVL works in combination with dual independent variable cam timing for ultimate operating flexibility, resulting in excellent power and fuel economy across the rev range.
- For excellent acceleration and effortless overtaking, maximum torque is available at 1,250rpm.
- The twin scroll turbocharger is fed by an integrated exhaust manifold which increases the transfer of energy to the turbine - significantly reducing turbo lag and improving engine response.

Si4 290hp

The high performance Ingenium 290hp 2.0 litre 4-cylinder Turbocharged Petrol engine features upgrades to the boosting system.

- Delivering a peak torque of 400Nm at 1,500rpm.
- The uprated turbocharger features a high flow compressor wheel delivering 26% more air, enabling a peak power output of 290hp.
- The twin-scroll turbocharger features ceramic ball-bearings which reduces friction and improves transient response.

	 ACCELERATION 0-60MPH (SECONDS) 5 + 2 SEATS	 TOP SPEED (MPH) 5 + 2 SEATS	 CO ₂ EMISSIONS (G/KM) 5 + 2 SEATS
2.0L Si4 Petrol 240hp (Automatic)	7.4	124	182
2.0L Si4 Petrol 290hp (Automatic)	6.5	135	190



46 The high powered Si4 290hp engine comes with the Dynamic Design Pack as standard featuring a unique bumper. Front fog lights not available.

ENGINES 47

DESIGN

DRIVING TECHNOLOGY

TECHNOLOGY

COMFORT FOR ALL

ENGINES

BODY AND CHASSIS

SAFETY

ENVIRONMENTAL



ABOVE & BEYOND

CONTENTS

SPECIFICATION

FIND A RETAILER

BUILD YOUR OWN

BODY AND CHASSIS

STRENGTH AND STABILITY

BODY

Discovery Sport features an extremely strong, lightweight body structure which has been developed using advanced, weight-saving materials to deliver outstanding stiffness and refinement together with exemplary characteristics in collision situations.

The structure is based on a steel monocoque foundation which is derived from Land Rover's compact SUV platform.

Lightweight technologies are used extensively in the body design including:

- Optimised steel body construction
- Aluminium bonnet, roof and tailgate panels
- Lightweight aluminium suspension components
- Magnesium cross car beam and front end carrier.

CHASSIS AND VEHICLE DYNAMICS

Discovery Sport has a chassis which has been specially developed by Land Rover engineers to deliver agile and refined on-road dynamics along with the brand's legendary all-terrain capability. Lightweight aluminium chassis components are used extensively to improve suspension performance by increasing stiffness and reducing unsprung weight, while also reducing total vehicle weight.

The chassis features a number of innovations, such as Electric Power Assisted Steering (EPAS), which help the vehicle achieve its unique dynamic character and improved efficiency.

FRONT SUSPENSION

Aluminium components are used within the front suspension. The front suspension struts have advanced hydraulic rebound stops which help to manage the noise and loads caused by severe impacts such as speed humps, to maintain composure in urban and off-road environments.


COMPACT REAR SUSPENSION DESIGN

Discovery Sport has a fully independent suspension system with an advanced multi-link rear suspension design. This delivers enhanced dynamics and refinement together with a compact layout to provide increased interior space.

The system has been specifically developed to enhance Discovery Sport's unrivalled breadth of capability, offering responsive and agile handling together with supreme ride quality and refinement. Excellent wheel travel and articulation helps the vehicle achieve class-leading off-road performance.

The compact aluminium multi-link layout also creates a much more spacious rear compartment, with enhanced shoulder and elbow room, enabling 5 + 2 seating* and increased luggage space.

Mounted on an optimised steel subframe, the system is light and stiff for optimum steering response, chassis performance and refinement.





ABOVE & BEYOND

SAFETY

5* EURO NCAP RATING

As with every Land Rover, safety was a key priority in the development of Discovery Sport, resulting in a first-in-class pedestrian airbag, Autonomous Emergency Braking, and a state-of-the-art bodyshell featuring both ultra-high-strength steel and lightweight aluminium. Discovery Sport has been awarded the maximum five star safety rating from Euro NCAP*. In all variants, including 5 + 2 seat models, all seating positions are assessed to ensure a high standard of occupant protection. Discovery Sport also has a comprehensive occupant safety package including driver and passenger airbags, driver knee airbag, and side curtain and thorax airbags.

PEDESTRIAN PROTECTION SYSTEM

Discovery Sport features a state-of-the-art Pedestrian Airbag System. Designed and tested to the most rigorous standards including advanced virtual and real-world situations, it protects pedestrians from impact with the base of the windscreen by using an airbag mounted within a cover found at the trailing edge of the bonnet panel.

PASSENGER SEAT BELT CHECK SYSTEM



PRESSURE SENSORS

The system uses advanced pressure-tube sensors, located in the bumper, to detect impact.



ENHANCED PROTECTION

The shape of the deployed airbag offers enhanced protection to a pedestrian in the event of an impact.



DRIVER VISIBILITY


The airbag deployment has been designed to ensure that the effect on the driver's vision is minimised.

CONTENTS

SPECIFICATION

FIND A RETAILER

BUILD YOUR OWN



SAFETY SYSTEMS

- 1 PRESSURE SENSOR
- 2 PEDESTRIAN AIRBAGS

- 3 DRIVER AIRBAG
- 4 PASSENGER AIRBAG
- 5 DRIVER KNEE AIRBAG

- 6 SIDE CURTAIN AIRBAGS
- 7 SIDE THORAX AIRBAGS
- 8 AIRBAG DEACTIVATION SWITCH FOR FRONT PASSENGER

- 9 SEAT BELT REMINDER
- 10 SEAT BELT PRETENSIONERS
- 11 ISOFIX POINTS

Vehicle shown above is a left hand drive model from the Land Rover Global range. The positioning of safety systems inside the vehicle will vary by market. Please contact your nearest Land Rover Retailer for more information.



ABOVE & BEYOND

CONTENTS

SPECIFICATION

FIND A RETAILER

BUILD YOUR OWN

ENVIRONMENTAL

SUSTAINABILITY


Sustainability is at the heart of everything we do and consequently all powertrains on Discovery Sport have been optimised to enhance sustainability by minimising fuel consumption and CO₂ emissions.

Both petrol and diesel engines feature the latest high-pressure direct injection technology and state-of-the-art low-friction designs which have been carefully developed to minimise frictional losses. While both 6-speed Manual and 9-speed Automatic Transmissions are specified with the latest low viscosity transmission fluid to maximise efficiency.

An advanced intelligent Stop/Start system is standard on both manual and automatic models which automatically shuts down the engine in just 300 milliseconds when the vehicle comes to rest. This improves fuel economy and CO₂ emissions by between five and seven percent.

A smart regenerative charging electrical system has also been introduced which has an intelligent power management system to prioritise charging when the vehicle is decelerating, capturing the wasted kinetic energy and reducing the fuel demand of the electrical system.

With up to 13.8kg of recycled plastic on Discovery Sport's diesel engines and 16kg on the Si4 petrol engine, as well as up to 22.3kg of renewable and natural materials in each vehicle, we are taking big steps in reducing our environmental footprint.



ECO MODE

This standard feature when activated prioritises the most efficient vehicle settings including automatic transmission*, Active Driveline** and comfort features like heating and air conditioning in order to minimise fuel consumption and CO₂ emissions.

The ECO Data feature provides drivers with information and feedback via the Touchscreen to help them adopt more economical driving habits.

OPTIMISED AERODYNAMICS

With its more streamlined profile, Discovery Sport is one of the most aerodynamic Land Rover vehicles. A unique 18" alloy wheel† is available for optimised aerodynamics.

LIGHTWEIGHT MATERIALS

To optimise vehicle performance and efficiency, Discovery Sport has been developed using lightweight materials and technologies. The vehicle has been designed with key weight-saving technologies including an optimised steel body construction, aluminium bonnet, roof and tailgate panels, lightweight aluminium suspension components and a magnesium cross car beam and front end carrier.

The 4 Wheel Drive (4WD) components have also been optimised for weight. The interior has also been designed with efficiency in mind, with optimised seat structures which use laser-welded high tensile steel.

*Where fitted **Only available with SD4 240hp engine †Only available with eD4/TD4 150hp engines.

E-CAPABILITY

Land Rover has begun producing specific derivatives that deliver the lowest possible CO₂ emissions. These are called E-capability and are denoted by a Blue SPORT badge on the rear of the vehicle.

With our E-capability solution, CO₂ can be as low as 123g/km when you choose a 2 Wheel Drive (2WD) manual eD4 150hp or 129g/km on a 4WD manual TD4 150hp diesel engine, ensuring your vehicle is as efficient as possible.

LIFE CYCLE ASSESSMENT

In order to minimise the vehicle's overall ecological impact, Discovery Sport is designed with a life cycle approach, aiming to minimise the environmental impact by considering the entire life cycle of the vehicle: from development and manufacturing, through customer use, to end-of-life recycling and re-use. Each element of the life cycle was analysed with a view to consuming fewer natural resources, using more sustainable materials and minimising the generation of waste.



ABOVE & BEYOND

CONTENTS

SPECIFICATION

FIND A RETAILER

BUILD YOUR OWN

DISCOVERY SPORT OFFERS YOU GREAT OPTIONS AND FLEXIBILITY TO PERSONALISE YOUR VEHICLE.

56-57

1

**STEP 1
CHOOSE YOUR ENGINE**

You can select from a range of powerful petrol or diesel engines.

The following pages take you through a logical series of steps to make your vehicle suit your lifestyle. There are several choices: from selecting your engine and model to exterior and interior colours, wheels, finishes and those detailed touches to enable you to personalise your vehicle. If you'd like to bring your options to life, go to our online configurator at landrover.co.uk

58-79

2

**STEP 2
CHOOSE YOUR MODEL AND OPTIONS**

Compare the standard and optional features on each model.

80-81

3

**STEP 3
CHOOSE YOUR COLOUR**

There's a wide range on offer to enable you to express yourself.

82-83

4

**STEP 4
CHOOSE YOUR WHEELS**

There's a range of styles, each one designed to complement the bold exterior.

84-91

5

**STEP 5
CHOOSE YOUR INTERIOR**

When you choose your interior, you can personalise it by selecting your optimum seat configuration, the ideal colour combination of seats, materials and your preferred finisher. These three considerations help celebrate and enhance a sense of your own style.

92-97

6

**STEP 6
CHOOSE YOUR ACCESSORIES**

This range of stylish and practical accessories can be tailored to suit any lifestyle.

98-99

TECHNICAL DETAILS

Technical information and data for dimensions, performance and specifications.



ABOVE & BEYOND

CONTENTS

SPECIFICATION

FIND A RETAILER

BUILD YOUR OWN

**STEP 1
CHOOSE YOUR ENGINE**

1



DRIVELINE, ENGINE PERFORMANCE AND FUEL ECONOMY

The superbly engineered range of petrol and diesel engines on offer are paired with a state-of-the-art 9-speed Automatic Transmission or a 6-speed Manual Transmission. With our E-capability solution, CO₂ can be as low as 123g/km when you choose a 2 Wheel Drive (2WD) manual or 129g/km on a 4 Wheel Drive (4WD) manual TD4 150hp diesel engine, ensuring your vehicle is as efficient as possible.

	DIESEL				PETROL	
	2.0L eD4	2.0L TD4	2.0L TD4	2.0L SD4	2.0L Si4	2.0L Si4
	MANUAL 150hp E-CAPABILITY	MANUAL 150hp E-CAPABILITY	MANUAL 180hp	AUTOMATIC 180hp	AUTOMATIC 240hp	AUTOMATIC 290hp
POWER (HP)						
Driveline	2 Wheel Drive (2WD)	4 Wheel Drive (4WD)	4 Wheel Drive (4WD)	4 Wheel Drive (4WD)	4 Wheel Drive (4WD)	4 Wheel Drive (4WD)
Power (kW / hp)	110 / 150	110 / 150	132 / 180	132 / 180	177 / 240	177 / 240
Maximum torque Nm / rpm	380 / 1,750	380 / 1,750	430 / 1,750	430 / 1,750	500 / 1,500	340 / 1,250
Capacity (cc)	1,999	1,999	1,999	1,999	1,999	1,998
No. of cylinders	4	4	4	4	4	4
Valves per cylinder	4	4	4	4	4	4
Cylinder layout	In-Line	In-Line	In-Line	In-Line	In-Line	In-Line
FUEL ECONOMY						
Seating	5	5	5 + 2	5 + 2	5 + 2	5 + 2
Urban (mpg)	51.4	50.4	44.1	44.8	38.7	29.4
Extra Urban (mpg)	67.3	62.8	61.4	60.1	47.9	39.8
Combined (mpg)	60.1	57.7	53.3	53.3	44.1	35.3
CO ₂ Urban emissions (g/km)	142	146	167	165	191	219
CO ₂ Extra Urban emissions (g/km)	110	118	121	125	156	161
CO ₂ Combined emissions (g/km)	123	129	139	139	169	182

MODELS BY ENGINE

	PURE	SE	SE TECH	HSE	HSE BLACK	HSE LUXURY	HSE DYNAMIC LUX
2.0L eD4 Diesel 150hp (Manual)	■	■	■	■	-	-	-
2.0L TD4 Diesel 150hp (Manual)	-	■	■	■	-	-	-
2.0L TD4 Diesel 180hp (Manual)	-	■	■	■	-	■	-
2.0L TD4 Diesel 180hp (Automatic)	-	■	■	■	■	■	■
2.0L SD4 Diesel 240hp (Automatic)	-	■	■	■	■	■	■
2.0L Si4 Petrol 240hp (Automatic)	-	■	■	■	-	■	-
2.0L Si4 Petrol 290hp (Automatic)	-	-	-	-	-	-	■

Official EU test figures. For comparison purposes only. Real world figures may differ. Low fuel warning at 9 litres approximately. Vehicle shown left is HSE Luxury in Scotia Grey.

Visit landrover.co.uk to configure your vehicle online.

ENGINE

MODEL AND OPTIONS

COLOUR

WHEELS

INTERIOR

ACCESSORIES

TECHNICAL DETAILS



ABOVE & BEYOND

CONTENTS

SPECIFICATION

FIND A RETAILER

BUILD YOUR OWN

STEP 2
CHOOSE YOUR MODEL AND OPTIONS

2

EACH MODEL HAS A CHOICE OF ENGINES AND UNIQUE FEATURES

This guide will help you to select your ideal Discovery Sport.
On the following pages you'll see the key standard features for each model.

DISCOVERY SPORT PURE*



- Brunel grille with Narvik Black surround
- Brunel fender vents
- Body-coloured door handles
- Narvik Black mirror caps
- Brunel Discovery script (bonnet and tailgate)
- Anthracite tow eye covers
- Narvik Black tailgate finisher
- Halogen headlights.
- 18" 5 split-spoke 'Style 518' alloy wheels[†]
- Leather steering wheel
- Partial leather seats
- 6-way manual front seats
- Autonomous Emergency Braking (AEB)
- Rear Parking Aid
- Cruise Control and Speed Limiter
- Lane Departure Warning
- Heated door mirrors
- Land Rover Enhanced Sound System 190W with 10 speakers.

DISCOVERY SPORT SE[†]



- Replaces Pure content:
 - Dark Atlas grille with Narvik Black surround
 - Dark Atlas fender vents
 - Body-coloured mirror caps
 - Dark Techno Silver tow eye covers
 - 18" 5 split-spoke 'Style 511' alloy wheels**
 - Power fold, heated door mirrors with approach lights.

DISCOVERY SPORT SE TECH*



- Contents of SE, plus:
 - Automatic headlights and rain sensing wipers
 - Front Parking Aid
 - Front fog lights
 - Navigation
 - Keyless Entry
 - Powered gesture tailgate.

DISCOVERY SPORT HSE



- Contents of SE Tech, plus:
 - Auto High Beam Assist (AHBA)
 - Rear View Camera
 - Two-zone Climate Control with second row vents
 - Cabin Air Quality Sensor
 - Rear View Camera.
- Replaces SE Tech content:
 - Atlas fender vents and grille with Narvik Black surround
 - White Silver tow eye covers
 - Xenon headlights with LED signature
 - 19" 5 split-spoke 'Style 521' alloy wheels**
 - Perforated grained leather seats
 - 10-way electric front seats
 - Meridian™ Sound System 380W with 10 speakers plus subwoofer (Touch).

58 *Image shown with optional Xenon Pack and front fog lights **Model image shown is not applicable to eD4 and TD4 150hp engines. These models will feature a 18" 5 split-spoke 'Style 518' only
[†]This is the only wheel available with the TD4 and eD4 150hp engine [‡]Image shown with optional front fog lights. Xenon headlights not available.

*Image shown with optional Xenon pack
**Model image shown is not applicable to eD4 and TD4 150hp engines. These models will feature a 18" 5 split-spoke 'Style 518' only.

Visit landrover.co.uk to configure your vehicle online. 59

ENGINE

MODEL AND OPTIONS

COLOUR

WHEELS

INTERIOR

ACCESSORIES

TECHNICAL DETAILS



ABOVE & BEYOND

CONTENTS

SPECIFICATION

FIND A RETAILER

BUILD YOUR OWN

STEP 2
CHOOSE YOUR MODEL AND OPTIONS

DISCOVERY SPORT HSE BLACK



- Replaces HSE content:
- 20" 5 split-spoke 'Style 511' alloy wheels with Gloss Black finish
 - Privacy glass
 - Grille and surround in Narvik Black
 - Fender vents in Narvik Black
 - Mirror caps in Narvik Black
 - Discovery script on bonnet and tailgate in Narvik Black
 - Black contrast roof.

DISCOVERY SPORT HSE LUXURY



- Contents of HSE, plus:
- Park Assist
 - Traffic Sign Recognition
 - Heated and cooled front seats with heated rear seats
 - Heated steering wheel
 - Configurable Ambient Interior Lighting
 - Two USB ports in second row with charging
 - Illuminated aluminium front treadplates with Discovery script.

- Replaces HSE content:
- Noble Plated upper and lower door handles
 - Atlas fog light surrounds, tailgate finisher and Discovery script (bonnet and tailgate)
 - 20" 5 split-spoke 'Style 511' alloy wheels
 - Perforated Windsor leather seats
 - 12-way electric front seats with memory
 - Auto-dimming, power fold heated door mirrors with memory and approach lights.

DISCOVERY SPORT HSE DYNAMIC LUX*



- Replaces HSE Luxury content:
- Re-styled body-coloured front and rear bumpers and side mouldings
 - Black contrast roof
 - Privacy glass
 - 20" 5 split-spoke 'Style 511' alloy wheels with Gloss Black finish
 - Mesh grille and surround in Narvik Black
 - Mesh fender vents in Narvik Black
 - Mirror caps in Narvik Black
 - Discovery script on bonnet and tailgate in Narvik Black
 - Tailgate finisher and tow eye covers in Narvik Black
 - Red SPORT badge
 - Contrast piping interior detail
 - Silver aluminium sports pedals.

*2.0 Si4 290hp Petrol engine will have a unique Dynamic front bumper with no front fog lights. Contrast roof not included. To view the full list of standard and optional features available on each Discovery Sport derivative please see the accompanying Specification and Price Guide or visit landrover.co.uk



ABOVE & BEYOND

CONTENTS

SPECIFICATION

FIND A RETAILER

BUILD YOUR OWN

STEP 2
CHOOSE YOUR MODEL AND OPTIONS



PERSONALISING THE EXTERIOR

HSE DYNAMIC LUX

Bold. Arresting. Discovery Sport has been designed without compromise. Exterior enhancements include a new front and rear design with new contoured side mouldings which form a dramatic presence. This has been augmented with a new Black mesh design for the front grille and side vent. Distinctive Chrome exhaust finishers* together with a Red SPORT badge further enhance the appearance.

Carefully selected interior touches add to the impact of your chosen colourway; so too does the use of such materials as perforated Windsor leather.

Premium details include contrast micropiping on the seats and headrests, a perforated leather sport steering wheel and unique textured finish to the door inserts and fascia mid-section. Depending on your chosen colourway, Dark Grey or Carmine Red Brushed Aluminium centre stack side rails complete the look. The interior is further enhanced with aluminium sport pedals.



Narvik Black fog light surround**



20" 5 split-spoke 'Style 511' with Gloss Black finish



Chrome exhaust finishers*



Carmine Red Brushed Aluminium centre stack side rails¹

*Chrome exhaust finishers only fitted on diesel engines. Petrol engines fitted with a silver painted chrome look finisher

**Fog lights not available with Si4 290hp engine ¹Only available with Ebony/Ebony interior with Pimento stitch and piping.



ABOVE & BEYOND

CONTENTS

SPECIFICATION

FIND A RETAILER

BUILD YOUR OWN

STEP 2
CHOOSE YOUR MODEL AND OPTIONS

PERSONALISING THE EXTERIOR – ACCENT PACKS

In addition to the standard finishes on Discovery Sport, you can tailor the exterior to suit your personal taste.

BLACK DESIGN PACK



The Black Design Pack gives the overall design of the vehicle a more assertive appearance, with exterior elements changed to Narvik Black and a choice of distinctive Gloss Black alloy wheels.

- Narvik Black grille and surround
- Narvik Black fender vents
- Narvik Black mirror caps
- Narvik Black Discovery script (bonnet and tailgate)
- Black contrast roof
- 20" 5 split-spoke 'Style 511' alloy wheels with Gloss Black finish
- Privacy glass.

GRAPHITE DESIGN PACK



The Graphite Design Pack allows you to change individual elements of the vehicle to Dark Atlas, augmented with a Grey contrast roof and a choice of striking Gloss Dark Grey alloy wheels.

- Dark Atlas grille
- Dark Atlas fender vents
- Narvik Black mirror caps
- Dark Atlas Discovery script (bonnet and tailgate)
- Grey contrast roof
- 19" 5 split-spoke 'Style 521' with Gloss Dark Grey finish.



ABOVE & BEYOND

CONTENTS

SPECIFICATION

FIND A RETAILER

BUILD YOUR OWN

STEP 2
CHOOSE YOUR MODEL AND OPTIONS

STANDARD AND OPTIONAL FEATURES

Engine Transmission, Suspension and Driving Dynamics

	OPTION CODE	2.0L eD4 (150hp)	2.0L TD4 (150hp)	2.0L TD4 (180hp)	2.0L SD4 (240hp)	2.0L Si4 (240hp)	2.0L Si4 (290hp)	DESCRIPTION
6-speed Manual Transmission		■	■	■	-	-	-	
9-speed Automatic Transmission	078BY	-	-	□	■	■	■	Please refer to page 43.
2 Wheel Drive (2WD)		■	-	-	-	-	-	
4 Wheel Drive (4WD)		-	■	■	■	■	■	
Efficient Driveline		-	■	■	-	■	■	
Active Driveline	027JC	-	-	-	■	-	-	Please refer to page 27.
Adaptive Dynamics (1)	027CY	-	-	□	□	□	□	Please refer to page 27.
Terrain Response		-	■	■	■	■	■	Please refer to page 20.
All Terrain Progress Control (ATPC)	095CB	-	-	■(2)	■	■	■	Please refer to page 23.
Torque Vectoring by Braking		-	■	■	■	■	■	
Hill Descent Control (HDC)		-	■	■	■	■	■	Please refer to page 25.
Hill Start Assist		■	■	■	■	■	■	
Stop/Start technology		■	■	■	■	■	■	
Anti-lock Braking System (ABS)		■	■	■	■	■	■	
Electronic Power Assisted Steering (EPAS)		■	■	■	■	■	■	
Traction Control System (TCS)		■	■	■	■	■	■	
Dynamic Stability Control (DSC)		■	■	■	■	■	■	
Roll Stability Control (RSC)		■	■	■	■	■	■	
Electric Parking Brake (EPB)		■	■	■	■	■	■	
Emergency Brake Assist (EBA)		■	■	■	■	■	■	
Electronic Brake-force Distribution (EBD)		■	■	■	■	■	■	
Push Button Start		■	■	■	■	■	■	
TOWING								
Trailer Stability Control		■	■	■	■	■	■	
Trailer Stability Assist		■	■	■	■	■	■	
Front and rear recovery hooks		■	■	■	■	■	■	

■ Standard □ Optional - Not Available.

(1) Only available on HSE, HSE Black, HSE Luxury and HSE Dynamic Lux models (2) Only available on Automatic.

Exterior Features and Finishers

	OPTION CODE	PURE	SE	SE TECH	HSE	HSE BLACK	HSE LUXURY	HSE DYNAMIC LUX	DESCRIPTION
ROOF AND EXTERIOR DESIGN									
Body-coloured roof		■	■	■	-	-	-	■(4)	
Fixed panoramic roof	041CX	□	□	□	■	■	■	■	Please refer to page 38.
Black contrast roof	080AN	-	□	□	□	■	□	■(5)	
Grey contrast roof	080EE	-	□	□	□	-	□	□(3)	
Brunel grille with Narvik Black grille surround		■	-	-	-	-	-	-	
Brunel fender vents		■	-	-	-	-	-	-	
Dark Atlas grille with Narvik Black grille surround		-	■	■	-	-	-	-	
Dark Atlas fender vents		-	■	■	-	-	-	-	
Atlas grille with Narvik Black grille surround		-	-	-	■	-	■	-	
Atlas fender vents		-	-	-	■	-	■	-	
Black grille with Narvik Black grille surround		-	-	-	-	■	-	-	
Black Dynamic style grille with Narvik Black grille surround		-	-	-	-	-	-	■	
Narvik Black fender vents		-	-	-	-	■	-	■	
Body-coloured door handles		■	■	■	■	■	■	■	
Noble Plated upper and lower door handles		-	-	-	-	-	■	-	
Narvik Black mirror caps		■	-	-	-	■	-	■	
Body-coloured mirror caps		-	■	■	■	-	■	-	
Narvik Black tailgate finisher		■	■	■	■	■	-	■	
Atlas tailgate finisher		-	-	-	-	-	■	-	
Brunel Discovery script (bonnet and tailgate)		■	■	■	■	-	-	-	
Atlas Discovery script (bonnet and tailgate)		-	-	-	-	-	■	-	
Narvik Black Discovery script (bonnet and tailgate)		-	-	-	-	■	-	■	
Anthracite tow eye covers		■	-	-	-	-	-	-	
Dark Techno Silver tow eye covers		-	■	■	-	■	-	-	
Narvik Black tow eye covers		-	-	-	-	-	-	■	
White Silver tow eye covers		-	-	-	■	-	■	-	

■ Standard □ Optional - Not Available.

(3) Only available with 2.0L Si4 290hp Petrol engine (4) Standard on 2.0 Si4 290hp engine only (5) Optional on 2.0 Si4 290hp engine only.



ABOVE & BEYOND

CONTENTS

SPECIFICATION

FIND A RETAILER

BUILD YOUR OWN

STEP 2
CHOOSE YOUR MODEL AND OPTIONS

STANDARD AND OPTIONAL FEATURES

Exterior Features and Finishers (continued)

	OPTION CODE	PURE	SE	SE TECH	HSE	HSE BLACK	HSE LUXURY	HSE DYNAMIC LUX	DESCRIPTION
GLASS AND EXTERIOR MIRRORS									
Heated rear window		■	■	■	■	■	■	■	
Heated front windscreen	040AK	□	■	■	■	■	■	■	
Infrared reflective windscreen	047AP	-	-	-	□	□	□	□	This is a fine metallic coating made up of several layers of titanium and silver to create an infrared reflective coating, keeping the vehicle cooler in hot conditions.
Privacy glass	047AB	□	□	□	□	■	□	■	Provides increased privacy for rear passengers by restricting vision into the cabin.
Heated door mirrors		■	-	-	-	-	-	-	
Power fold, heated door mirrors with approach lights	030PD	□	■	■	■	■	-	-	
Auto-dimming, power fold, heated door mirrors with memory and approach lights	030NL	-	-	-	□ (1)	□ (1)	■	■	Working in conjunction with the auto-dimming interior rear view mirror, electrochromic mirror glass is triggered through a sensor activated by low or poor lighting conditions. The exterior mirror glass darkens proportionally to the light detected by the sensors.
HEADLIGHTS AND LIGHTING									
Halogen headlights		■	■	■	-	-	-	-	
Xenon headlights with LED signature and power wash	064CW	□ (2)	-	□ (2)	■	■	■	■	Includes rear LED lights and headlight power wash.
Adaptive Xenon headlights with LED signature and power wash	064DI	-	-	□ (3)	□	□	□	□	Includes rear LED lights and headlight power wash.
Automatic headlights and rain sensing wipers	030CQ	□ (2)	-	■	■	■	■	■	The headlights self-activate at low light levels and rain sensing wipers turn on as rain begins to fall.
Auto High Beam Assist (AHBA)	030NT	□ (2)	-	□ (3)	■	■	■	■	Automatic High Beam Assist headlights automatically dip when traffic is detected, reverting when vehicles have passed.
Front fog lights	064AP	□	□	■	■	■	■	■ (4)	

■ Standard □ Optional - Not Available.

(1) Only available with 12-way electric front seats with memory (2) Only available as part of Xenon Pack (3) Only available as part of Adaptive Xenon Pack (4) Not available with Si4 290hp engine.

Wheel Features

	OPTION CODE	PURE	SE	SE TECH	HSE	HSE BLACK	HSE LUXURY	HSE DYNAMIC LUX	DESCRIPTION
Tyre Repair System		■	■	■	■	■	■	■	
Locking wheel nuts		■	■	■	■	■	■	■	
Tyre Pressure Monitoring System (TPMS)		■	■	■	■	■	■	■	
Reduced Section Spare Wheel (5)	029NZ	□	□	□	□	□	□	□ (8)	
Full Size Spare Wheel (6) (7)	029MI	□	□	□	□	□	□	□	

Seating, Interior Features and Finishers

	OPTION CODE	PURE	SE	SE TECH	HSE	HSE BLACK	HSE LUXURY	HSE DYNAMIC LUX	DESCRIPTION
SEATING									
Partial leather seats		■	■	■	-	-	-	-	
Perforated grained leather seats	033JE	-	□	□	■	■	-	-	
Perforated Windsor leather seats		-	-	-	-	-	■	■	
6-way manual front seats		■	■	■	-	-	-	-	
10-way electric front seats	300CA	-	□	□	■	■	-	-	
12-way electric front seats	033UV	-	□	□	□	□	-	-	
12-way electric front seats with memory	033UF	-	-	-	□	□	■	■	
Centre console with sliding armrest	045AS	-	■	■	■	■	■	■	
Heated front seats	033BV	□	■	■	■	■	-	-	Please refer to page 38.
Heated and cooled front seats	033KO	-	□ (9)	□ (9)	□	□	-	-	Please refer to page 38.
Heated front and rear seats	033EQ	□	□ (10)	□ (10)	□ (10)	□ (10)	-	-	Heats the outboard second row seats. Please refer to page 38.
Heated and cooled front seats with heated rear seats	033GQ	-	□ (9)	□ (9)	□	□	■	■	Heats the outboard second row seats. Please refer to page 38.

■ Standard □ Optional - Not Available.

(5) Not available with 5 + 2 seats and tow bar (6) Not available with 5 + 2 seats (7) Only available as part of Detachable Tow Bar Pack (028GB) and Electrically Deployable Tow Bar Pack (028GD) on TD4 180hp, SD4 240hp, Si4 240hp and Si4 290hp engines with automatic transmission (8) Not available on Si4 290hp engine (9) Only available with perforated grained leather seats and electric front seats (10) Heated rear seats. Heated front are standard.



ABOVE & BEYOND

CONTENTS

SPECIFICATION

FIND A RETAILER

BUILD YOUR OWN

STEP 2
CHOOSE YOUR MODEL AND OPTIONS

STANDARD AND OPTIONAL FEATURES

Seating, Interior Features and Finishers (continued)

	OPTION CODE	PURE	SE	SE TECH	HSE	HSE BLACK	HSE LUXURY	HSE DYNAMIC LUX	DESCRIPTION
SEATING									
60:40 second row seats with slide and recline	033CW	■	■	■	■	■	■	■	Please refer to page 86.
Second row centre headrest	033DB	■	■	■	■	■	■	■	
Rear armrest with twin cupholders	033LM	■	■	■	■	■	■	■	
5 + 2 seating (1)	033BI	-	■	■	■	■	■	■	Please refer to page 87.
STEERING WHEEL									
Manually adjustable steering column		■	■	■	■	■	■	■	
Leather steering wheel	032BV	■	■	■	■	■	■	■	
Heated steering wheel	032DV	□	□	□	□	□	■	■	
INTERIOR FINISHERS									
Ebony paint		■	-	-	-	-	-	-	Please refer to pages 88-89.
Satin Brushed Aluminium (2)	063BC	□	■	■	■	■	■	-	Please refer to pages 88-89.
Glacier Brushed Aluminium (3)	063BE	-	□	□	-	-	□	-	Please refer to pages 88-89.
Carmine Red Brushed Aluminium	063BL	-	-	-	-	-	-	■(4)	
Dark Grey Brushed Aluminium	063BD	-	-	-	-	-	-	■(5)	
HEADLINING									
Cirrus headlining (6)		■	■	■	■	■	■	■	
Ivory headlining (7)	032CV	-	-	-	□	□	□	-	
Ebony headlining (2) (8)	032BU	□	□	□	□	□	□	□	

■ Standard □ Optional - Not Available.

(1) Not available with eD4 or TD4 150hp engine (2) Not available with Glacier/Lunar interior (3) Only available with Glacier/Lunar interior (4) Only available with Ebony/Ebony interior with Pimento stitch and piping (5) Only available with Ebony/Ebony interior with Cirrus stitch and piping, and Cirrus/Ebony interior with Cirrus/Ebony stitch and piping (6) Not available with Almond/Ebony, Vintage Tan/Ebony, and Ivory/Ebony interiors (7) Not available with Cirrus/Lunar, Ebony/Ebony, and Glacier/Lunar (8) Not available with Cirrus/Lunar.

Seating, Interior Features and Finishers (continued)

	OPTION CODE	PURE	SE	SE TECH	HSE	HSE BLACK	HSE LUXURY	HSE DYNAMIC LUX	DESCRIPTION
INTERIOR FEATURES									
Front centre stowage with twin cupholders		■	■	■	■	■	■	■	
Overhead grab handles		■	■	■	■	■	■	■	
Air Conditioning		■	-	-	-	-	-	-	
Two-zone Climate Control	022AY	□	■	■	-	-	-	-	
Cabin Air Quality Sensor	022FA	-	□	□	■	■	■	■	Advanced air filtration and air quality sensing system to facilitate automatic recirculation when outside air quality is poor or pollen counts are high.
Two-zone Climate Control with second row vents	022BN	-	□(9)	□(9)	■	■	■	■	
Cooling vents and 1 USB in third row (1)	022EB	-	□	□	□	□	■	■	
Twin sunvisors with illuminated vanity mirrors	115AP	□	■	■	■	■	■	■	
Manual dipping interior rear view mirror		■	■	■	-	-	-	-	
Auto-dimming interior rear view mirror	031CG	□	□	□	■	■	■	■	
Ambient interior lighting	064LC	□	■	■	■	■	-	-	
Configurable ambient interior lighting	064LB	□	□	□	□	□	■	■	Please refer to page 38.
Illuminated aluminium front treadplates with Discovery script	048BD	-	□	□	□	□	■	■	
Carpet mats	079AJ	□	□	□	■	■	-	-	
Premium carpet mats		-	-	-	-	-	■	■	

■ Standard □ Optional - Not Available.
(9) Only available with electric seats.



ABOVE & BEYOND

CONTENTS

SPECIFICATION

FIND A RETAILER

BUILD YOUR OWN

STEP 2
CHOOSE YOUR MODEL AND OPTIONS

STANDARD AND OPTIONAL FEATURES

Safety and Security

	OPTION CODE	PURE	SE	SE TECH	HSE	HSE BLACK	HSE LUXURY	HSE DYNAMIC LUX	DESCRIPTION
Autonomous Emergency Braking (AEB)		■	■	■	■	■	■	■	
Pedestrian Protection System		■	■	■	■	■	■	■	
Airbags (driver and knee airbags, front passenger airbags, curtain airbags and side airbags)		■	■	■	■	■	■	■	
Perimetric alarm with remote panic alarm		■	■	■	■	■	■	■	
Audible seat belt warning		■	■	■	■	■	■	■	
Hazard lights under heavy braking		■	■	■	■	■	■	■	
Power operated child locks		■	■	■	■	■	■	■	
Second row ISOFIX child seat anchor points		■	■	■	■	■	■	■	
Auto-locking and Collision Unlocking System		■	■	■	■	■	■	■	
Intrusion Sensor		■	■	■	■	■	■	■	The Intrusion Sensor offers enhanced theft-protection, using ultrasonic sensors to detect any intrusion into the cabin area when the vehicle is locked. When the alarm is activated, the vehicle emits an acoustic warning and the hazard warning lights are automatically switched on.
Premium Alarm		■	■	■	■	■	■	■	Premium Alarm features all the benefits of the Intrusion Sensor plus a Tilt Sensor and a self-contained power source to ensure your vehicle alarm always remains active.

Driver Assistance, Convenience and Loadspace Features

	OPTION CODE	PURE	SE	SE TECH	HSE	HSE BLACK	HSE LUXURY	HSE DYNAMIC LUX	DESCRIPTION
DRIVER ASSISTANCE									
Cruise Control and Speed Limiter		■	■	■	■	■	■	■	An enhancement to Cruise Control – Active Speed Limiter (ASL) – prevents you from going over the limit you have set.
Adaptive Cruise Control with Queue Assist and Intelligent Emergency Braking (1)	065AG	–	□	□	□	□	□	□	Please refer to page 36.
Lane Departure Warning		■	■	■	■	■	■	■	Our Lane Departure Warning can help make long journeys much safer. It senses when your car is unintentionally drifting out of your lane, and notifies you with a visual alert and a gentle vibration of the steering wheel.

■ Standard □ Optional – Not Available.

(1) Only available with automatic transmission. Not available with eD4 or TD4 150hp engines.

Driver Assistance, Convenience and Loadspace Features (continued)

	OPTION CODE	PURE	SE	SE TECH	HSE	HSE BLACK	HSE LUXURY	HSE DYNAMIC LUX	DESCRIPTION
DRIVER ASSISTANCE									
Lane Keep Assist and Driver Condition Monitor	086BD	□	□	□	□	□	□	□	Please refer to page 36.
Traffic Sign Recognition	086DB	–	–	□	□	□	■	■	Traffic Sign Recognition keeps you fully informed by displaying particular traffic signs in the instrument cluster where they can easily be seen, and as part of Head-up Display when fitted.
Rear Parking Aid	086EH	■	■	■	■	■	■	■	
Front Parking Aid	086EG	–	–	■	■	■	■	■	
Rear View Camera	086FA	□	□	□	■	■	■	■	Please refer to page 37.
Park Assist	086HA	–	–	□	□	□	■	■	Please refer to page 37.
Surround Camera System	086GC	–	–	□	□ (2)	□ (2)	□ (2)	□ (2)	Please refer to page 37.
Surround Camera with Wade Sensing (3)	086GN	–	–	–	□ (4)	□ (4)	□	□	Please refer to page 25.
Blind Spot Monitor and Reverse Traffic Detection	086GF	–	□	□	□	□	□	□	Please refer to page 36.

CONVENIENCE FEATURES

Keyless Entry	066AC	–	□	■	■	■	■	■	The driver is able to access and lock/alarm the vehicle without the need to take the remote smart key out of a bag or pocket.
HomeLink®	025CT	–	□ (5)	□ (5)	□	□	□	□	This universal transmitter can be programmed to operate up to three home or office wireless controlled systems, such as garage doors, automatic gates, or security lighting.

LOADSPACE FEATURES

Loadspace cover		■	■	■	■	■	■	■	
Powered gesture tailgate		–	–	■	■	■	■	■	Please refer to page 41.
Loadspace storage rails	135AH	□	□	□	□	□	□	□	The rails can be used in conjunction with the accessory load retention system. Please refer to page 96.
Detachable tow bar (6)	028BL	□	□	□	□	□	□	□	Please refer to page 29.
Electrically deployable tow bar (6)	028EJ	□	□	□	□	□	□	□	Please refer to page 29.

■ Standard □ Optional – Not Available.

(2) Only available as part of Vision Assist Pack, Driver Assist Tech Pack, Detachable Tow Bar Pack and Electrically Deployable Tow Bar Pack (3) Only available with Blind Spot Monitor with Reverse Traffic Detection

(4) Only available with 12-way electric front seats with memory (5) Only available with auto-dimming interior mirror (6) NA with full size spare, or reduced section spare wheel, on 5 + 2.

HomeLink® is the registered trademark of Gentex Corporation.



ABOVE & BEYOND

CONTENTS

SPECIFICATION

FIND A RETAILER

BUILD YOUR OWN

STEP 2
CHOOSE YOUR MODEL AND OPTIONS

STANDARD AND OPTIONAL FEATURES

Information, Communication and Entertainment

	OPTION CODE	PURE	SE	SE TECH	HSE	HSE BLACK	HSE LUXURY	HSE DYNAMIC LUX	DESCRIPTION
Bluetooth® connectivity		■	■	■	■	■	■	■	
Protect (for warranty period)		■	■	■	■	■	■	■	
8" Touchscreen (1)		■	■	■	■	■	■	■	
10" Touchscreen (2)		–	–	–	□	□	□	□	
Land Rover Enhanced Sound System 190W with 10 speakers	025MF	■	■	■	–	–	–	–	
Meridian™ Sound System 380W with 10 speakers plus subwoofer (Touch)	025MC	–	□	□	■	■	■	■	Please refer to page 32.
Meridian™ Surround Sound System 825W with 16 speakers plus subwoofer (Touch Pro) (4)	025LN	–	–	–	□	□	□	□	Please refer to page 32.
Digital Audio Broadcast (DAB) Radio	025JB	■	■	■	■	■	■	■	
Digital TV (3) (4)	129AA	–	–	–	□	□	□	□	Please refer to page 41.
Rear Seat Entertainment (4)	129AH	–	–	–	□	□	□	□	Please refer to page 41.
Dual View Display (4)	087AS	–	–	–	□	□	□	□	Please refer to page 41.
Navigation	087AT	–	–	■	■	■	■	■	Please refer to pages 30-31 and 34-35.
Navigation Pro (4)	087AU	–	–	–	□	□	□	□	Please refer to pages 30-31 and 34-35.

■ Standard □ Optional – Not Available.

(1) Not available with Meridian™ Surround Sound System (2) Only available as part of the Entertainment Pack (3) Whilst Land Rover continues to work closely with its partners to develop TV standards worldwide, we cannot guarantee the TV feature in all countries at all times (4) Only available with Entertainment Pack or Entertainment Pack with RSE. The Bluetooth® word mark and logo are owned by the Bluetooth SIG, Inc. and any use of such marks by Land Rover is under licence.

Information, Communication and Entertainment (continued)

	OPTION CODE	PURE	SE	SE TECH	HSE	HSE BLACK	HSE LUXURY	HSE DYNAMIC LUX	DESCRIPTION
Single USB port in first row with charging located in centre console		■	■	■	■	■	■	■	
Two USB ports in first row with charging (centre console and IP shelf)	015BA	□	□	□	□	□	□	□	
Two USB ports in second row with charging	054AH	□	□	□	□	□	■	■	
Two USB ports in third row with charging (5)	054AI	–	□	□	□	□	–	–	
Two USB ports in second row and third row with charging (5)	054AJ	–	□	□	□	□	–	–	
InControl Apps	025PA	–	–	□	□	□	■	■	Please refer to pages 30-31 and 34-35.
Remote Premium	011DA	–	–	□(6)	□(6)	□(6)	□	□	Please refer to pages 30-31 and 34-35.
Wi-Fi Hotspot (7)	025RB	–	–	□	□	□	□	□	Please refer to pages 30-31 and 34-35.
Pro Services and Wi-Fi Hotspot (4)	025RC	–	–	–	□	□	□	□	Please refer to pages 30-31 and 34-35.
Secure Tracker	011AE	□	□	□	□	□	□	□	Please refer to pages 30-31 and 34-35.

■ Standard □ Optional – Not Available.

(5) Not available with eD4 or TD4 150hp engine (6) Only available as part of InControl Connect Pack or Connect Pro Pack (7) Only available as part of InControl Connect Pack.



ABOVE & BEYOND

CONTENTS

SPECIFICATION

FIND A RETAILER

BUILD YOUR OWN

STEP 2
CHOOSE YOUR MODEL AND OPTIONS

OPTIONAL FEATURES

Option Packs

	OPTION CODE	PURE	SE	SE TECH	HSE	HSE BLACK	HSE LUXURY	HSE DYNAMIC LUX
VISION ASSIST PACK	041CB							
Adaptive Xenon headlights with LED signature		-	-	-	□	□	□	□
Surround Camera System		-	-	-	□	□	□	□
XENON PACK	017BA							
Xenon headlights with LED signature		□	-	□	-	-	-	-
Auto High Beam Assist		□	-	□	-	-	-	-
Automatic headlights and rain sensing wipers		□	-	-	-	-	-	-
ADAPTIVE XENON PACK	017BB							
Adaptive Xenon headlights with LED signature		-	-	□	-	-	-	-
Auto High Beam Assist		-	-	□	-	-	-	-
COLD CLIMATE PACK	072AC							
Heated front and rear seats		-	□	□	□	□	-	-
Heated leather steering wheel		-	□	□	□	□	-	-

□ Optional - Not Available.

Option Packs (continued)

	OPTION CODE	PURE	SE	SE TECH	HSE	HSE BLACK	HSE LUXURY	HSE DYNAMIC LUX
DRIVER ASSIST – TECH PACK	017FY							
Traffic Sign Recognition		-	-	-	□	□	□	□
Park Assist		-	-	-	□	□	-	-
Blind Spot Monitor and Reverse Traffic Detection		-	-	-	□	□	□	□
Surround Camera System		-	-	-	□	□	□	□
ENTERTAINMENT PACK	016AC							
Meridian™ Digital Surround Sound System (825W) with 16 speakers plus subwoofer (Touch Pro)		-	-	-	□	□	□	□
Pro Services and Wi-Fi Hotspot		-	-	-	□	□	□	□
Navigation Pro		-	-	-	□	□	□	□
ENTERTAINMENT PACK INCLUDING REAR SEAT ENTERTAINMENT	016AJ							
Meridian™ Digital Surround Sound System (825W) with 16 speakers plus subwoofer (Touch Pro)		-	-	-	□	□	□	□
Pro Services and Wi-Fi Hotspot		-	-	-	□	□	□	□
Dual View Display		-	-	-	□	□	□	□
Digital TV		-	-	-	□	□	□	□
Navigation Pro		-	-	-	□	□	□	□
Rear Seat Entertainment		-	-	-	□	□	□	□

□ Optional - Not Available.



ABOVE & BEYOND

CONTENTS

SPECIFICATION

FIND A RETAILER

BUILD YOUR OWN

STEP 2
CHOOSE YOUR MODEL AND OPTIONS

OPTIONAL FEATURES

Option Packs (continued)

	OPTION CODE	PURE	SE	SE TECH	HSE	HSE BLACK	HSE LUXURY	HSE DYNAMIC LUX
CONNECT PACK (1)	011CA							
InControl Apps		-	-	□	□	□	-	-
Wi-Fi Hotspot		-	-	□	□	□	□	□
Remote Premium		-	-	□	□	□	□	□
CONNECT PRO PACK (2)	011CF							
InControl Apps		-	-	-	□	□	-	-
Remote Premium		-	-	-	□	□	-	-
HEAD-UP DISPLAY PACK	074OP							
Infrared reflective windscreen		-	-	-	□	□	□	□
Head-up Display		-	-	-	□	□	□	□
ALL ROUND VISION ASSIST PACK	041CN							
Blind Spot Monitor and Reverse Traffic Detection		-	-	-	□	□	□	□
Surround Camera		-	-	-	□	□	□	□
Traffic Sign Recognition		-	-	-	□	□	□	□
Infrared reflective windscreen		-	-	-	□	□	□	□
Head-up Display		-	-	-	□	□	□	□

□ Optional – Not Available.
(1) Only available with Navigation (2) Only available with Navigation Pro.

Option Packs (continued)

	OPTION CODE	PURE	SE	SE TECH	HSE	HSE BLACK	HSE LUXURY	HSE DYNAMIC LUX
DETACHABLE TOW BAR PACK 1	028GA							
Detachable tow bar		□	□	□	□	□	□	□
Rear View Camera		□	□	□	-	-	-	-
Rear Parking Aid		□	-	-	-	-	-	-
Surround Camera System		-	-	-	□	□	□	□
DETACHABLE TOW BAR PACK 2 (3) (4) (5)	028GB							
Detachable tow bar		-	□	□	□	□	□	□
Rear View Camera		-	□	□	-	-	-	-
Surround Camera System		-	-	-	□	□	□	□
Full Size Spare Wheel		-	□	□	□	□	□	□
ELECTRICALLY DEPLOYABLE TOW BAR PACK 1	028GC							
Electrically deployable tow bar		□	□	□	□	□	□	□
Rear View Camera		□	□	□	-	-	-	-
Rear Parking Aid		□	-	-	-	-	-	-
Surround Camera System		-	-	-	□	□	□	□
ELECTRICALLY DEPLOYABLE TOW BAR PACK 2 (3) (4) (5)	028GD							
Electrically Deployable tow bar		-	□	□	□	□	□	□
Rear View Camera		-	□	□	-	-	-	-
Surround Camera System		-	-	-	□	□	□	□
Full Size Spare Wheel		-	□	□	□	□	□	□

□ Optional – Not Available.
(3) Not available with eD4 and TD4 150hp engines. Only available with 9-speed Automatic Transmission (4) Removes 5 + 2 seating (5) Removes cooling vents and 1 USB in third row for HES Luxury and HSE Dynamic.



ABOVE & BEYOND

CONTENTS

SPECIFICATION

FIND A RETAILER

BUILD YOUR OWN

STEP 2
CHOOSE YOUR MODEL AND OPTIONS

OPTIONAL FEATURES

Option Packs (continued)

	OPTION CODE	PURE	SE	SE TECH	HSE	HSE BLACK	HSE LUXURY	HSE DYNAMIC LUX
BLACK DESIGN PACK INC CONTRAST ROOF (1) (3) (4) (6)	032GB							
Black exterior		-	-	-	<input type="checkbox"/> (3)	<input checked="" type="checkbox"/>	<input type="checkbox"/>	-
Black contrast roof		-	-	-	<input type="checkbox"/> (3)	<input checked="" type="checkbox"/>	<input type="checkbox"/>	-
20" 5 split-spoke 'Style 511' with Gloss Black finish		-	-	-	<input type="checkbox"/> (3)	<input checked="" type="checkbox"/>	<input type="checkbox"/>	-
BLACK DESIGN PACK BODY COLOURED ROOF (1) (3) (4) (5)	032GG							
Black exterior		-	-	-	<input type="checkbox"/> (3)	<input checked="" type="checkbox"/>	<input type="checkbox"/>	-
20" 5 split-spoke 'Style 511' with Gloss Black finish		-	-	-	<input type="checkbox"/> (3)	<input checked="" type="checkbox"/>	<input type="checkbox"/>	-
NARVIK BLACK STYLE PACK 1 (1) (6)	074OG							
Privacy glass		-	<input type="checkbox"/>	<input type="checkbox"/>	<input type="checkbox"/>	-	-	-
Narvik Black contrast roof		-	<input type="checkbox"/>	<input type="checkbox"/>	<input type="checkbox"/>	-	-	-
Illuminated Aluminium treadplates		-	<input type="checkbox"/>	<input type="checkbox"/>	<input type="checkbox"/>	-	-	-
Configurable Interior Mood Lighting		-	<input type="checkbox"/>	<input type="checkbox"/>	<input type="checkbox"/>	-	-	-
NARVIK BLACK STYLE PACK 2 (1) (6)	074OH							
Privacy glass		-	<input type="checkbox"/>	<input type="checkbox"/>	<input type="checkbox"/>	-	-	-
Narvik Black contrast roof		-	<input type="checkbox"/>	<input type="checkbox"/>	<input type="checkbox"/>	-	-	-
20" 5 split-spoke 'Style 511' alloy wheels		-	<input type="checkbox"/>	<input type="checkbox"/>	<input type="checkbox"/>	-	-	-

■ Standard □ Optional - Not Available.

(1) Not available with other Design Packs (2) Not available with eD4 or TD4 150hp engines. Not available with other Design Packs (3) Black pack available 240hp Petrol only

(4) Only available on 180hp automatic transmission, and 240hp automatic transmission (5) Only available with Black exterior paint (6) NA with Black exterior paint.

NB: Black exterior includes Black grille bars and surround, Black Discovery script (front & rear), Black side vent ingots, Black mirror caps, and Black front fog bezels. See page 64 for reference.

Option Packs (continued)

	OPTION CODE	PURE	SE	SE TECH	HSE	HSE BLACK	HSE LUXURY	HSE DYNAMIC LUX
GRAPHITE DESIGN PACK – 19" ALLOY WHEEL PACKAGE (2)	032J							
Graphite exterior		-	<input type="checkbox"/>	<input type="checkbox"/>	-	-	-	-
Grey contrast roof		-	<input type="checkbox"/>	<input type="checkbox"/>	-	-	-	-
19" 5 split-spoke 'Style 521' with Gloss Dark Grey finish		-	<input type="checkbox"/>	<input type="checkbox"/>	-	-	-	-

□ Optional - Not Available.



ABOVE & BEYOND

CONTENTS

SPECIFICATION

FIND A RETAILER

BUILD YOUR OWN

STEP 3
CHOOSE YOUR COLOUR

3

Now you have chosen your Discovery Sport model, you can select your exterior paint colour. From rich, deep lustres to incandescent metallic patinas, our paints incorporate the latest in pigment technologies. Our solid paints produce a deep flat colour. Our metallics deliver a sparkle finish that is sure to catch the eye. And our premium metallic paints enhance both the colour and the intensity of the sparkle or sleek metallic finish to give your vehicle even more presence.

Fuji White (solid)

Optional Contrast Roof Colour
Black Grey



Narvik Black (solid)

Optional Contrast Roof Colour
Grey



Byron Blue (metallic)

Optional Contrast Roof Colour
Black Grey



Santorini Black (metallic)

Optional Contrast Roof Colour
Grey



Yulong White (metallic)

Optional Contrast Roof Colour
Black Grey



Indus Silver (metallic)

Optional Contrast Roof Colour
Black Grey



Firenze Red (metallic)

Optional Contrast Roof Colour
Black Grey



Namib Orange* (premium metallic)

Contrast Roof Colour
Black Grey



Corris Grey (metallic)

Optional Contrast Roof Colour
Black



Scotia Grey (metallic)

Optional Contrast Roof Colour
Black



Silicon Silver (premium metallic)

Optional Contrast Roof Colour
Black



Carpathian Grey (premium metallic)

Optional Contrast Roof Colour
Black Grey





ABOVE & BEYOND

CONTENTS

SPECIFICATION

FIND A RETAILER

BUILD YOUR OWN

STEP 4
CHOOSE YOUR WHEELS

4



18" 5 SPLIT-SPOKE
'STYLE 511'



18" 5 SPLIT-SPOKE
'STYLE 511'
WITH GLOSS DARK GREY FINISH



18" 5 SPLIT-SPOKE
'STYLE 511'
WITH GLOSS BLACK FINISH



19" 9 SPOKE
'STYLE 902'



19" 9 SPOKE
'STYLE 902'
WITH DIAMOND TURNED FINISH



19" 5 SPLIT-SPOKE
'STYLE 523'
WITH CERAMIC POLISHED FINISH
AND RED PINSTRIPE (2) (3)



18" 5 SPOKE
'STYLE 518' (1)



19" 5 SPLIT-SPOKE
'STYLE 521'



19" 5 SPLIT-SPOKE
'STYLE 521'
WITH GLOSS DARK GREY FINISH



19" 5 SPLIT-SPOKE
'STYLE 521'
WITH GLOSS BLACK FINISH



20" 5 SPLIT-SPOKE
'STYLE 524'
WITH SATIN POLISHED FINISH (2)



20" 5 SPLIT-SPOKE
'STYLE 511'



20" 5 SPLIT-SPOKE
'STYLE 511'
WITH GLOSS DARK GREY FINISH



20" 5 SPLIT-SPOKE
'STYLE 511'
WITH GLOSS BLACK FINISH

	OPTION CODE	PURE	SE	SE TECH	HSE	HSE BLACK	HSE LUXURY	HSE DYNAMIC LUX
WHEELS								
18" 5 split-spoke 'Style 511'	029UE	-	■	■	-	-	-	-
18" 5 split-spoke 'Style 511' with Gloss Dark Grey finish	029TX	-	□	□	□	-	□	-
18" 5 split-spoke 'Style 511' with Gloss Black finish	031HQ	-	□	□	-	-	-	-
18" 5 spoke 'Style 518' (1)	029TY	■	□	□	□	-	-	-
19" 5 split-spoke 'Style 521'	031NB	-	□	□	■	-	-	-
19" 5 split-spoke 'Style 521' with Gloss Dark Grey finish	031JP	-	□	□	□	-	-	-
19" 5 split-spoke 'Style 521' with Gloss Black finish	029UA	-	□	□	□	-	□	-

	OPTION CODE	PURE	SE	SE TECH	HSE	HSE BLACK	HSE LUXURY	HSE DYNAMIC LUX
WHEELS								
19" 9 spoke 'Style 902'	031NA	-	□	□	□	-	□	-
19" 9 spoke 'Style 902' with Diamond Turned finish	029UB	-	-	-	-	-	□	-
19" 5 split-spoke 'Style 523' with Ceramic Polished finish and Red Pinstripe (2) (3)	VPLCW0104	□	□	□	□	-	□	□
20" 5 split-spoke 'Style 524' with Satin Polished finish (2) (3)	VPLCW0105	□	□	□	□	-	□	-
20" 5 split-spoke 'Style 511'	029SB	-	□	□	□	-	■	□(4)
20" 5 split-spoke 'Style 511' with Gloss Dark Grey finish	031JQ	-	-	-	□	-	□	□(4)
20" 5 split-spoke 'Style 511' with Gloss Black finish	029TW	-	□	□	□	■	□	■



ABOVE & BEYOND

CONTENTS

SPECIFICATION

FIND A RETAILER

BUILD YOUR OWN

STEP 5
CHOOSE YOUR INTERIOR

5

CHOOSE YOUR INTERIOR – SEAT CONFIGURATION



60:40 Second Row Seats with Slide and Recline

Fitted as standard, these seats have forwards/backwards movement of 160mm allowing truly flexible use of space for luggage or to maximise passenger legroom. The seats can also recline to provide even greater comfort.



5 + 2 Seating

A neatly integrated third row of seats is specified on TD4 180hp, SD4 240hp and both Si4 engines to give you even more versatility. These seats are ideal for children and teenagers, or adults on short journeys.

They are easily accessed by tipping and sliding forward the second row seats. When folded, the third row seats leave a flat floor in the luggage compartment as if it were a five-seat model.

ENGINE

MODEL AND OPTIONS

COLOUR

WHEELS

INTERIOR

ACCESSORIES

TECHNICAL DETAILS



ABOVE & BEYOND

CONTENTS

SPECIFICATION

FIND A RETAILER

BUILD YOUR OWN

STEP 5
CHOOSE YOUR INTERIOR

CHOOSE YOUR INTERIOR – COLOUR COMBINATIONS

	A	B	C	D	E	F	EXCLUSIVE TO HSE DYNAMIC LUX				
	G	H	I								
COLOURWAYS	EBONY / EBONY (page 90)	CIRRUS / LUNAR (page 91)	GLACIER / LUNAR (page 91)	ALMOND / EBONY (page 90)	VINTAGE TAN / EBONY (page 91)	IVORY / EBONY (page 91)	EBONY / EBONY with Pimento detail (page 92)	EBONY / EBONY with Cirrus detail (page 93)	CIRRUS / EBONY with Ebony detail (page 93)		
INTERIOR COLOUR											
Seat colour	Ebony	Cirrus	Glacier	Almond	Vintage Tan	Ivory	Ebony	Ebony	Cirrus		
Carpet	Ebony	Lunar	Lunar	Ebony	Ebony	Ebony	Ebony	Ebony	Ebony		
MODEL											
Pure (partial leather)	o	-	-	-	-	-	-	-	-		
SE (partial leather)	o	o	o	-	-	-	-	-	-		
SE Tech (partial leather)	o	o	o	-	-	-	-	-	-		
SE (perforated grained leather)	o	o	o	-	-	-	-	-	-		
SE Tech (perforated grained leather)	o	o	o	-	-	-	-	-	-		
HSE (perforated grained leather)	o	o	-	o	-	-	-	-	-		
HSE Black (perforated grained leather)	o	o	-	o	-	-	-	-	-		
HSE Luxury (perforated Windsor leather)	o	-	o	-	o	o	-	-	-		
HSE Dynamic Lux (perforated Windsor leather)	-	-	-	-	-	-	o	o	o		
CENTRE STACK SIDE RAILS											
■ Ebony paint*	■	-	-	-	-	-	-	-	-		
■ Satin Brushed Aluminium	■	■	-	■	■	■	-	-	-		
■ Glacier Brushed Aluminium	-	-	■	-	-	-	-	-	-		
■ Carmine Red Brushed Aluminium	-	-	-	-	-	-	■	-	-		
■ Dark Grey Brushed Aluminium	-	-	-	-	-	-	-	■	■		
EXTERIOR COLOUR											
o Fuji White	o	o	o	o	o	o	o	o	o		
o Narvik Black	o	o	o	o	o	o	o	o	o		
▲ Yulong White	▲	▲	o	o	o	o	▲	▲	▲		
▲ Indus Silver	▲	▲	o	o	o	o	o	▲	o		
▲ Corris Grey	▲	▲	o	o	o	o	▲	▲	▲		
o Scotia Grey	o	o	▲	o	o	o	o	o	o		
o Byron Blue	o	▲	o	o	o	o	o	o	▲		
▲ Santorini Black	▲	o	o	▲	▲	▲	▲	o	▲		
▲ Firenze Red	▲	o	-	o	o	o	o	▲	o		
▲ Namib Orange**	▲	o	o	o	o	o	-	▲	o		
o Silicon Silver	o	o	o	o	o	o	o	o	o		
o Carpathian Grey	o	▲	▲	o	o	o	o	o	o		



	1	2	3	4	5	6
COLOURWAYS	DOOR CASING INSERT	DOOR ROLL TOP	FACIA TOPPER	DOOR LOWER	CENTRE STACK SIDE RAILS	FACIA MID-SECTION
A Ebony / Ebony	Ebony	Ebony	Ebony	Ebony	Satin Brushed Aluminium*	Ebony
B Cirrus / Lunar	Lunar	Cirrus	Lunar	Lunar	Satin Brushed Aluminium	Cirrus
C Glacier / Lunar	Lunar	Glacier	Lunar	Lunar	Glacier Brushed Aluminium	Glacier
D Almond / Ebony	Ebony	Almond	Ebony	Ebony	Satin Brushed Aluminium	Almond
E Vintage Tan / Ebony	Vintage Tan	Ebony	Ebony	Ebony	Satin Brushed Aluminium	Ebony
F Ivory / Ebony	Ebony	Ivory	Ebony	Ebony	Satin Brushed Aluminium	Ivory
G Ebony / Ebony with Pimento detail	Ebony	Ebony	Ebony	Ebony	Carmine Red Brushed Aluminium	Ebony
H Ebony / Ebony with Cirrus detail	Ebony	Ebony	Ebony	Ebony	Dark Grey Brushed Aluminium	Ebony
I Cirrus / Ebony with Ebony detail	Ebony	Cirrus	Ebony	Ebony	Dark Grey Brushed Aluminium	Cirrus

■ Standard o Combination is Available - Not Available ▲ Combination is Designer's Choice.

*Available on Pure models only **Available on HSE, HSE Black, HSE Luxury and HSE Dynamic Lux models with contrast roof only. The above table is designed as a guide. Please contact your nearest Land Rover Retailer for more information.

*Pure models feature centre stack side rails in Ebony paint as standard. Interior shown above is HSE Luxury in Glacier/Lunar.

Visit landrover.co.uk to configure your vehicle online. 89

ENGINE

MODEL AND OPTIONS

COLOUR

WHEELS

INTERIOR

ACCESSORIES

TECHNICAL DETAILS



ABOVE & BEYOND

CONTENTS

SPECIFICATION

FIND A RETAILER

BUILD YOUR OWN

STEP 5
CHOOSE YOUR INTERIOR

AVAILABLE INTERIOR COLOUR COMBINATIONS

The cabin in Discovery Sport embodies the finest of contemporary living. Bold horizontal and vertical lines and superb levels of comfort create a space in which you and your family and friends will want to spend time. A wide range of colourways and seat materials are available to suit all tastes.

A Ebony / Ebony
(available on PURE, SE, SE Tech, HSE, HSE Black and HSE Luxury)



Interior shown: Ebony fabric.

B Cirrus / Lunar (available on SE, SE Tech, HSE and HSE Black)



Interior shown: Cirrus partial leather.

C Glacier / Lunar (available on SE, SE Tech and HSE Luxury)



Interior shown: Glacier perforated grained leather.

D Almond / Ebony (available on HSE and HSE Black)



Interior shown: Almond perforated grained leather.

E Vintage Tan / Ebony (available on HSE Luxury only)



Interior shown: Vintage Tan perforated Windsor leather.

F Ivory / Ebony (available on HSE Luxury only)



Interior shown: Ivory perforated Windsor leather.

ENGINE

MODEL AND OPTIONS

COLOUR

WHEELS

INTERIOR

ACCESSORIES

TECHNICAL DETAILS



ABOVE & BEYOND

CONTENTS

SPECIFICATION

FIND A RETAILER

BUILD YOUR OWN

STEP 5
CHOOSE YOUR INTERIOR

EXCLUSIVE TO HSE DYNAMIC LUX

Available exclusively on the HSE Dynamic Lux are a choice of three striking colourways in Windsor leather. The look is augmented by the unique micropiping featured on the seats and headrest and Dark Grey Brushed Aluminium* centre stack side rails.

G Ebony / Ebony with Pimento stitching and piping
(available on HSE Dynamic Lux only)



Interior shown: Ebony perforated Windsor leather with Pimento stitching and piping.

H Ebony / Ebony with Cirrus stitching and piping
(available on HSE Dynamic Lux only)



Interior shown: Ebony perforated Windsor leather with Cirrus stitching and piping.

I Cirrus / Ebony with Ebony piping
(available on HSE Dynamic Lux only)



Interior shown: Cirrus perforated Windsor leather with Ebony piping.

*Centre stack side rails in Carmine Red Brushed Aluminium are standard when Ebony/Ebony with Pimento stitching is selected.
Interiors shown are for interior colour reference only and are not representative of model specification.

ENGINE

MODEL AND OPTIONS

COLOUR

WHEELS

INTERIOR

ACCESSORIES

TECHNICAL DETAILS



ABOVE & BEYOND

CONTENTS

SPECIFICATION

FIND A RETAILER

BUILD YOUR OWN

STEP 6
CHOOSE YOUR ACCESSORIES

6

LAND ROVER GEAR – ACCESSORIES



Discovery Sport is so capable and adaptable it can get straight to work across a huge variety of vastly differing conditions and roles. Even so, some owners want to add their own stamp of individuality by tailoring their Discovery Sport to their specific needs with a range of stylish, practical accessories that are tough, versatile and bring an opportunity for personalisation.

Importantly, these accessories can be added by your Land Rover Retailer at any stage during the vehicle's life – not just when it's new. Naturally, Land Rover Approved Accessories are designed, tested and manufactured to the same exacting standards as the original equipment fitted to your vehicle.

DESIGN



Bright Side Tubes*
VPLCP0209
Highly Polished Stainless Steel side tubes provide an off-road inspired appearance, designed to complement the vehicle's exterior design.



Stainless Steel Undershield – Front**
VPLCP0212
The off-road designed undershield, manufactured from stainless steel, features a premium Bright Polished finish for the front of the vehicle.



Stainless Steel Undershield – Rear†**
VPLCP0213
The off-road designed undershield, manufactured from stainless steel, features a premium Bright Polished finish for the rear of the vehicle.



Loadspace Organiser
VPLCS0340
Convenient loadspace organiser provides segregated compartments to stow delicate items or separate shopping/luggage. Featuring lockable lids, it is secured via loadspace 'D' loops.



Sill Treadplates – Illuminated
VPLCS0286LAA – Lunar
VPLCS0286PVJ – Ebony (not shown)
Sill treadplates featuring illuminated Discovery script. Supplied as a pair for driver and front passenger sides of the vehicle.



Sill Treadplates – Personalised
VPLCS0343PVJ – Ebony
VPLCS0343LAA – Lunar (not shown)
Personalised illuminated treadplates allow you to choose a personalised message using an approved set of fonts/typefaces which will be highlighted in White illumination when the front doors are open. Available as front pair only.



ABOVE & BEYOND

CONTENTS

SPECIFICATION

FIND A RETAILER

BUILD YOUR OWN

STEP 6
CHOOSE YOUR ACCESSORIES

TOURING



Sunshades
VPLCS0298 – Second row
VPLCS0297 – Third row
VPLCS0296 – Tailgate (not shown)
Easy to install or remove, these sun blinds provide increased comfort helping to protect passengers from heat and glare of the sun. Three versions available for the second row, third row passenger side windows and the rear tailgate.



Roof Rails*
VPLCR0137 – Silver finish (panoramic roof)
VPLCR0133 – Silver finish (fixed roof)**
VPLCR0136 – Black finish (panoramic roof)
VPLCR0132 – Black finish (fixed roof)**
Roof rails facilitate easy fitment of cross bars for roof carrying. Pre-set positioning points ensure cross bars are fixed in optimum position for weight distribution and dynamics. Maximum payload is 75kg†.



Cross Bars*
VPLCR0131
Elegant, durable Bright finish aluminium cross bars, with T-track design which utilises the full length of the bars, providing space to mount multiple accessories. Aerodynamic profile minimises drag and wind noise.



Roof Box
VPLWR0100 – Large Sports Roof Box*
VPLVR0061 – Sports Roof Box* (not shown)
VPLVR0062 – Luggage Roof Box* (not shown)
Available in a range of sizes, all versions can be mounted either side for kerbside opening in any country and include integral locks for security and peace of mind. Carrying capacity ranges from 320 litres for the sports box to the 410 litre luggage box or the capacious 430 litre large sports box. Maximum payload 75kg†.

SPORTING



Loadspace Liner Tray
VPLCS0274
VPLCS0268 – With luggage divider (not shown)
Semi-rigid waterproof loadspace liner tray with a raised lip on three sides to protect loadspace floor and side wall carpets from dirt or wet equipment.



Aperture Retention Net
VPLCS0267
The aperture retention net prevents small items from falling out of the loadspace when the tailgate is opened and maximises packing space. Manufactured from premium lightweight materials including high grade machined aluminium to ensure robust quality.



Rear Loadspace Treadplate Finisher
VPLCS0353LAA – Lunar
VPLCS0353PVJ – Ebony (not shown)
Manufactured from stainless steel with a Bright finish, the rear loadspace treadplate finisher provides protection for the loadspace trim when loading or unloading.



Loadspace Rails
VPLCS0303
Loadspace mounted rails to help increase the flexibility of loadspace stowage, also allowing the fitment of the luggage retention kit stowage system. The loadspace retention kit consists of a pack of attachments that fix into the loadspace rails via a quick lock/quick release system to help provide a comprehensive and flexible solution for retaining luggage and other items within the loadspace. The attachment pack includes a retractable strap with inertia reel and telescopic rod.



Luggage Retention Kit
VPLCS0324
Seat Back Stowage
VPLVS0182 – Premium leather
VPLVS0181 – Standard (not shown)
Manufactured from the same premium leather offered on the vehicle, complemented with soft touch interior lining and magnetic button clasps. Provides convenient stowage solution for the rear of the front seats with multiple compartments for stowing small items.



Centre Armrest Cooler/Warmer Box
VPLVS0176
This convenient drink and food cabinet is ideal for use on long journeys and also provides a comfortable rear centre armrest with a premium leather finish.



Tow Bar Mounted Bike Carrier
VPLVR0066 – Two Bike Carrier‡
VPLVR0068 – Three Bike Carrier‡ (not shown)
The tow bar mounted bike carrier features a one hand, quick attach/release tow bar coupling mechanism and can be tilted away from the vehicle, by use of a foot pedal, to allow easy access into the rear tailgate. The tailgate can be opened with carrier in deployed/folded position. Manufactured from aluminium and other lightweight materials, the bike carrier also features a rear lighting and licence plate mount and it is lockable for security. The carrier has a folding/sliding mechanism to allow ease of stowage when not in use. A holder and ratchet function ensure bicycles are safely secured. Maximum load capacity 51kg (on the three bike carrier).



Towing System – Detachable Tow Bar‡
VPLCT0147 / VPLCT0148
Towing System – Fixed Height Flanged Tow Bar‡
VPLCT0140 / VPLCT0142
Towing Electrics – 13 Pin‡
VPLCT0182
Convenient and easy to use, the detachable tow bar ensures a clean look when not in use. Please contact your nearest Land Rover Retailer for feature and vehicle availability.



Waterproof Seat Covers
VPLCS0291SVA – Front (Almond)
VPLCS0292SVA / VPLCS0293SVA – Second row / third row (Almond – not shown)
VPLCS0291PVJ – Front (Ebony)
VPLCS0292PVJ / VPLCS0293PVJ – Second row / third row (Ebony – not shown)
Helps protect seats from mud, dirt, wear and tear. Easily fitted and machine washable.

*Roof rails and cross bars are required for all Land Rover roof mounted accessories. Objects placed above the roof mounted satellite antenna may reduce the quality of the signal received by the vehicle and could have a detrimental effect on the navigation and satellite radio system, if fitted **Vehicles with a fixed roof require separate ditch finishers, colour matched to the rails. Part No. Silver – VPLCR0135 and Black – VPLCR0134 †Maximum payload equals the load capacity of the roof mounted accessory.

‡Heat Shield is required for two and three tow bar mounted bike carrier – VPLWR0124 ‡Maximum towing capacity 1,800kg – 2,200kg (capacity dependent upon engine, powertrain variant and seating) ‡Towing electrics must be ordered with part shown, please consult your Land Rover Retailer for further information.



ABOVE & BEYOND

CONTENTS

SPECIFICATION

FIND A RETAILER

BUILD YOUR OWN

STEP 6
CHOOSE YOUR ACCESSORIES

OUTDOOR



Luggage Partition* – Full Height
VPLCS0299

Designed to prevent luggage from entering the passenger compartment. The design of the luggage partition has been optimised to second row seating featuring tilt functionality. The luggage partition divider can be fitted to the luggage partition to separate the loadspace into two sections.



Luggage Partition – Half Height*
VPLCS0300

Designed to prevent luggage from entering the passenger compartment. The design of the luggage partition has been optimised to second row seating featuring tilt functionality.



Loadspace Mat – Rubber
VPLCS0279

Waterproof rubber mat helps to protect the rear loadspace carpet from general dirt. Rubber mat extension for protection of the back of the rear seats when folded down also available – Part No: VPLCS0273.

OTHER



Mirror Covers – Noble
VPLCB0251

Noble Chrome Plated mirror covers designed to enhance Discovery Sport's exterior design cues. This neat design upgrade complements various Bright finish exterior trims.



Wind Deflectors – Side Windows
VPLCP0258

Wind deflectors for side windows to help to improve comfort levels in the cabin when driving with windows open, by reducing air turbulence and noise and allowing fresh air to be circulated in the cabin.



Pedestrian Airbag System
LR067898 – Gloss Black

A Gloss Black finish to the Pedestrian Airbag System is designed to enhance Discovery Sport's exterior design cues. This striking design upgrade complements various exterior trims and paint colours.



Fixed Side Steps**
VPLCP0210

The side step aids entry and exit to the vehicle and improves access to the roof. Design features include Bright stainless steel edge trim and a rubber tread mat.



Mudflaps
VPLCP0203 – Front
VPLCP0204 – Rear
VPLCP0205 – Rear with 5 + 2 seating†

Mudflaps are a popular upgrade for reducing spray and ensuring paintwork is protected from debris and dirt. Designed to complement vehicle exterior design.



Rubber Floor Mats
VPLCS0278
VPLCS0280 – Third row (not shown)

Rubber footwell mats help provide protection from general dirt.



Luxury Carpet Mat Set
VPLCS0283LAA – Lunar
VPLCS0283PVJ – Ebony (not shown)

Luxurious, tailored, deep pile 2,050g/m² carpet mat set, with waterproof backing, provide a well appointed finishing touch to the interior.



Gearshift Paddles
VPLVS0187MMU – Aluminium
VPLVS0187CAY – Aluminium Red

Complete the look and feel of your steering wheel with premium aluminium paddles. Gearshift paddles are machine polished, anodised and hand brushed to provide exceptional wear resistance with a premium finish.



Sports Pedal and Footrest Covers
VPLHS0044 – Automatic Transmission vehicles
VPLHS0045 – Manual Transmission vehicles (not shown)
VPLVS0177 – Footrest Automatic/Manual vehicles

Stainless steel Bright finish sports pedal covers are easy to fit and feature hidden fixings for a clean finish.



ABOVE & BEYOND

CONTENTS

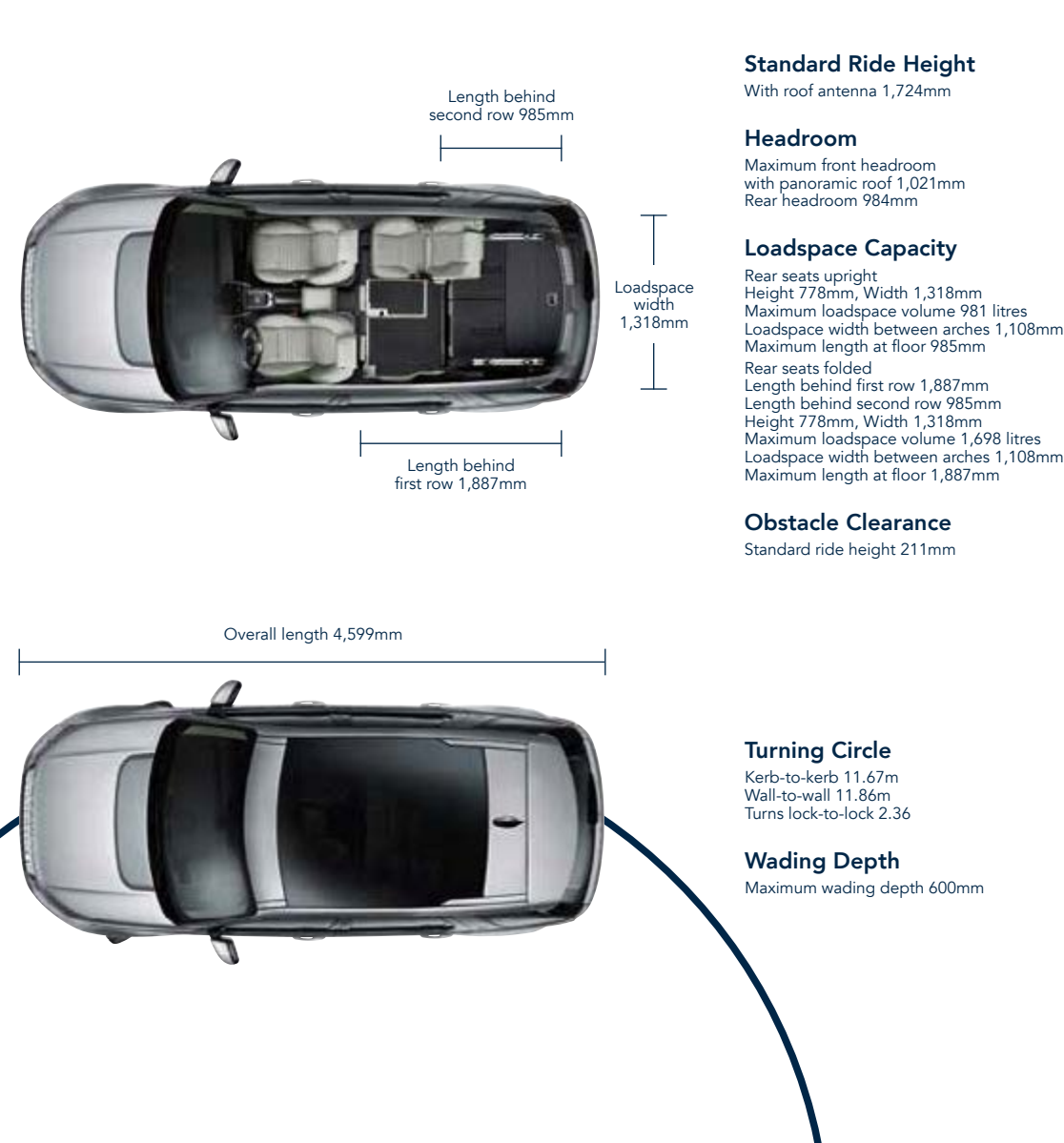
SPECIFICATION

FIND A RETAILER

BUILD YOUR OWN

TECHNICAL DETAILS

DIMENSIONS AND CAPABILITIES



TECHNICAL SPECIFICATION, PERFORMANCE AND KEY DATA

	DIESEL				PETROL	
	2.0L eD4	2.0L TD4	2.0L TD4	2.0L SD4	2.0L Si4	2.0L Si4
	MANUAL 150hp E-CAPABILITY	MANUAL 150hp E-CAPABILITY	MANUAL 180hp	AUTOMATIC 180hp	AUTOMATIC 240hp	AUTOMATIC 240hp
POWER (PS)						
Seating	5	5	5 + 2	5 + 2	5 + 2	5 + 2
ENGINE DATA						
Bore (mm)	83	83	83	83	83	83
Stroke (mm)	92.35	92.35	92.35	92.35	92.35	92.29
Compression ratio (:1)	15.5	15.5	15.5	15.5	15.34	10.5
BRAKES						
Front type	Single Piston Sliding Caliper	Single Piston Sliding Caliper	Single Piston Sliding Caliper	Single Piston Sliding Caliper	Single Piston Sliding Caliper	Single Piston Sliding Caliper
Front brake (mm)	325	325	325	325	349	325
Rear type	Single Piston Sliding Caliper	Single Piston Sliding Caliper	Single Piston Sliding Caliper	Single Piston Sliding Caliper	Single Piston Sliding Caliper	Single Piston Sliding Caliper
Rear brake (mm)	300	300	300	300	325	300
Park brake	Electric Park Brake (EPB) integrated into brake caliper					
WEIGHTS (kg)						
Weight from	1,732	1,775	1,874	1,884	1,990	1,883
Gross vehicle weight	2,380	2,505	2,660	2,660	2,750	2,660
Maximum mass on each axle (front)	1,250	1,340	1,310	1,310	1,340	1,310
Maximum mass on each axle (rear)	1,200	1,270	1,430	1,430	1,510	1,430
TOWING (kg)						
Unbraked trailer	750	750	750	750	750	750
Maximum towing	1,800	2,000	2,000	2,200	2,200	2,000
Maximum coupling point / nose weight	150 [†]	150 [†]	145 [†]	145 [†]	145 [†]	145 [†]
Maximum vehicle and trailer combination / gross train weight	4,180	4,505	4,660	4,860	4,950	4,660
ROOF CARRYING (kg)						
Maximum roof load (including roof rails)	75	75	75	75	75	75
PERFORMANCE						
Maximum speed (mph)*	112	112	117	117	127	124
Acceleration (secs) 0-60mph*	10.0	11.0	9.4	8.4	7.1	7.4
Fuel tank capacity – usable	54	54	54	54	54	68.5
Diesel Particulate Filter (DPF)	■	■	■	■	■	-



ABOVE & BEYOND

CONTENTS

SPECIFICATION

FIND A RETAILER

BUILD YOUR OWN

A WORLD OF LAND ROVER



LAND ROVER EXPERIENCE

Ever since its inception, Land Rover has been ready for anything. Its legendary capability has seen it tackle the most demanding of terrains, in the most difficult conditions. Its versatile interior has become synonymous with comfort and greater loadspace. And its 'can do' attitude has made it the most welcome of vehicles across the globe.

You can be part of the Land Rover story at one of our Land Rover Experience Centres. You can see how each and every one of these iconic vehicles is built. You can take one out onto off-road tracks where your driving skills will be put to the test. Or you can go even further on one of our Adventure Travel holidays to such countries as Tanzania, Iceland or Morocco.

Adventure awaits.

For more information, visit landrover.co.uk/experiences



LAND ROVER ONELIFE

As a Land Rover owner, you can look forward to receiving a complimentary copy of Onelife magazine for three years. This award-winning Land Rover magazine is published twice a year and reaches customers in 40 countries. Each issue is filled with the latest Land Rover news and vehicles, insights into the technology and design that shape each vehicle, inspirational journeys and opinions from international experts.



LAND ROVER FINANCIAL SERVICES

Getting the keys to your very own Land Rover has never been so simple. And it's more affordable than you might think. New or used, for personal or business use, we have an option that puts you in complete control. Please speak to your nearest Land Rover Retailer to find out more.

FLEET & BUSINESS

Land Rover is dedicated to being the premium manufacturer of choice for fleets and businesses, by providing a highly attractive range of vehicles and exemplary customer service.

Distinctive, capable and versatile, all Land Rover vehicles deliver low total cost of ownership through strong residual values, competitive service, maintenance and repair costs, and impressive fuel economy and CO₂ emissions.

We are also committed to providing a totally customer-focused aftersales service, which will ensure every Land Rover vehicle is kept on the road and in top condition, in the easiest and most cost-efficient way for businesses.

For more information, visit landrover.co.uk/fleet-and-business



LAND ROVER COLLECTION

The vehicle is just the beginning. The latest Land Rover Collection is now available for you to discover.

A meticulous attention to detail doesn't stop with our vehicles. You'll find the same level of craftsmanship in all of our clothing, travel items and premium gift ideas. So whether you're shopping for yourself or a loved one, you know the quality is assured.

The Land Rover Collection includes ladies and gents clothing, an extensive range of small leather goods such as wallets, portfolios, iPad and iPhone cases along with briefcases and weekender bags. A range of cufflinks and ladies silk scarves add a luxury feel to the collection. There's a kids collection too, with colourful fun clothing, caps and replica model vehicles for them to enjoy.

View the collection online* at shop.landrover.com or contact your nearest Land Rover Retailer for more information.

*Market delivery restrictions apply. iPad and iPhone are trademarks of Apple Inc., registered in the US and other countries.



ROADSIDE ASSISTANCE

Land Rover Assistance provides assistance in motoring emergencies, from immobilisation due to breakdown or accident to minor problems such as punctures. You can rely on our roadside assistance, whatever the situation, wherever you happen to be.

For further details please consult your Warranty Benefits handbook, contact your nearest Land Rover Approved Service Centre or visit landrover.co.uk/ownership

IMPORTANT NOTICE: Jaguar Land Rover Limited is constantly seeking ways to improve the specification, design and production of its vehicles and alterations take place continually. Whilst every effort is made to produce up to date literature, this brochure should not be regarded as an infallible guide to current specifications, nor does it constitute an offer for the sale of any particular vehicle. Distributors and Retailers are not agents of Jaguar Land Rover Limited by any express or implied undertaking or representation.

All Land Rover Approved Accessories fitted by a Land Rover Retailer within one month or 1,000 miles/1,600 kilometres (whichever occurs first) of the handover of a new registered vehicle will benefit from the same warranty terms and period of cover as the vehicle warranty. Accessories purchased outside of these parameters will be subject to a 24 month unlimited mileage warranty. All Land Rover Approved Accessories are rigorously tested to the same exacting standards as those applied to our vehicles. Performance in extreme hot and cold temperatures, corrosion resistance, impact and airbag deployment highlight some of the exhaustive product testing carried out to ensure accessories are both durable and importantly, continue to comply with current legislation. Some of the accessories featured are not available on all models. Please consult your nearest Land Rover Retailer for more information.

All our accessories are designed to be an integral part of Land Rover vehicles. While many items such as roof carriers are simple to fit, some products require specialist tools and diagnostic equipment to ensure correct integration with the vehicle structure and electrical systems. These products vary from market to market, please consult your Land Rover Retailer who will be pleased to advise you on current specifications and any query you may have.

The colours reproduced here are subject to the limitations of the printing process and may therefore vary slightly from the actual vehicle. The company reserves the right to alter or withdraw any colour finish without notice. Some of these colours may not be obtainable in your country. Please check availability of colours and current specifications with your Land Rover Retailer. Distributors and retailers are not agents of Jaguar Land Rover Limited and have absolutely no authority to bind Jaguar Land Rover Limited to any express or implied undertaking or representation.

Castrol EDGE Professional exclusively recommended by Land Rover. Vehicle shown on front and back covers is HSE Luxury in Scotia Grey.

Jaguar Land Rover Limited Registered Office: Abbey Road, Whitley, Coventry CV3 4LF United Kingdom.

Registered in England: Number 1672070

landrover.co.uk

© Jaguar Land Rover Limited 2017. 1L5501810CCSBGEN01P



ABOVE & BEYOND

