

THE NEW LAND ROVER DEFENDER



ABOVE & BEYOND

DEFENDER



ENTER
scroll or swipe to interact



ABOVE & BEYOND

Ever since the first Land Rover vehicle was conceived in 1947, we have built vehicles that challenge what is possible. These in turn have challenged their owners to explore new territories and conquer difficult terrains. Our vehicles epitomise our brand. Vehicles with exemplary design credentials and engineering capabilities. Which is how we continue to break new ground, defy conventions and encourage each other to go further. Land Rover truly enables you to make more of your world, to go above and beyond.



DESIGN

ACCESSORY PACKS

CAPABILITY

PRACTICALITY

TECHNOLOGY

PERSONALISATION

DESIGNED. LIKE NO OTHER

How do you redefine an icon? Push harder. Dig deeper. You go above and beyond. You capture its very essence. Then you reimagine it. You design, engineer and build it without compromise. Until you've created a vehicle that's absolutely of the moment. One that's visually compelling, with a go-anywhere-do-anything attitude and toughness at its very core. Capable of great things, this is Land Rover Defender. It couldn't be anything else.



Off-road sequences on dedicated land with full permissions. Challenging off-road driving requires full training and experience. Risk of injury and damage. Never drive beyond your abilities. Always check route, surface, base and exit before entering frozen terrain.

Vehicle shown is Defender 90 First Edition in Pangea Green with optional Satin Protective Film.

Vehicles shown throughout are from the Land Rover global range. Specifications, optional features and their availability may differ by vehicle specification (model and powertrain), or require the installation of other features in order to be fitted. Please contact your local Retailer for more details, or configure your vehicle online. All in-car features should be used by drivers only when safe.



DESIGN

ACCESSORY PACKS

CAPABILITY

PRACTICALITY

TECHNOLOGY

PERSONALISATION

PURPOSEFUL DESIGN. ENDLESS POSSIBILITIES

Defender is our most capable Land Rover yet. You can choose either a 90 or 110 body design, both of which are world-class experts, off and on-road. With up to six seats in the 90 and the option of a third row with 5 + 2 seats in 110. There are six models - Defender, S, SE, HSE, First Edition or Defender X - and four Accessory Packs, each with a distinctive character to suit your lifestyle. It's the ultimate personalisation.

Vehicles shown are Defender 90 First Edition and Defender 110 SE in Pangea Green with optional Satin Protective Film.

[BUILD YOUR OWN](#)

90



110



DESIGN

ACCESSORY PACKS

CAPABILITY

PRACTICALITY

TECHNOLOGY

PERSONALISATION

Everything about Defender exudes quiet confidence; from its purposeful stance to its reductive, sophisticated surfaces, its integrity is beyond reproach. Both highly desirable and seriously capable. Tough, durable and highly functional, Defender's interior bears testimony to the vehicle's spirit of adventure. Structural elements are made of robust materials. Intuitive technologies - like those you're more likely to find on a smartphone - deliver a connected, engaged drive without taking anything away from the vehicle's ambience. Added to which, everything has been designed with practicality in mind. With a cabin walk-through*, an optional front jump seat and centre console, the space can be configured any number of ways. Including yours.

*Model dependent.

All in-car features should be used by drivers only when safe for them to do so. Drivers must ensure they are in full control of the vehicle at all times.



EXTERIOR DESIGN

Vehicle shown is Defender 90 First Edition in Pangea Green with optional Satin Protective Film.



DESIGN

ACCESSORY PACKS

CAPABILITY

PRACTICALITY

TECHNOLOGY

PERSONALISATION

Impressive proportions and a reassuringly recognisable silhouette help define Defender's arresting looks. Whilst short overhangs, great ground clearance and upright front and rear elevations give credence to the vehicle's capabilities. Floating pillars and alpine lights add to its personality, with solid shoulders and powerful squared-off wheel arches that communicate the vehicle's purposeful stance. This is design with undoubted integrity. And unrivalled purpose.



DESIGN

ACCESSORY PACKS

CAPABILITY

PRACTICALITY

TECHNOLOGY

PERSONALISATION

Approachable. Confident. No nonsense. With its compact, upright look, Defender's front profile features a raised bonnet, sculpted grille and detailing. Together with such characterful touches as round headlights and some of our most sophisticated surfaces yet, these aspects help reinforce the vehicle's overriding sense of capability.



DESIGN

ACCESSORY PACKS

CAPABILITY

PRACTICALITY

TECHNOLOGY

PERSONALISATION

A celebration of design and functionality. The perfect fusion of form, vertical stance and attitude. From behind, the vehicle looks both utterly modern and perfectly planted. Whilst details like the side-opening tailgate with externally mounted full-size spare wheel and characterful tail lights all point to Defender's distinctive nature.



DESIGN


ACCESSORY PACKS

CAPABILITY

PRACTICALITY

TECHNOLOGY

PERSONALISATION



DESIGN

ACCESSORY PACKS


CAPABILITY

PRACTICALITY

TECHNOLOGY

PERSONALISATION





DESIGN

ACCESSORY PACKS

CAPABILITY

PRACTICALITY

TECHNOLOGY

PERSONALISATION

INTERIOR DESIGN

Interior shown is Defender 90 First Edition in Khaki/Ebony.



DESIGN

ACCESSORY PACKS

CAPABILITY

PRACTICALITY

TECHNOLOGY

PERSONALISATION



EXPOSED STRUCTURAL SURFACES. POWDER-COATED ACCENTS

Uncompromisingly tough, the visible fixings for the major interior components underscore Defender's absolute integrity. Strength, durability and highly functional interior architecture are in its DNA. For instance, the interior's exposed structural surfaces are finished in a highly durable textured powder coat, extending to the steering wheel and doors*. Built to take the knocks, the cross car beam is an integral structure which adds greatly to Defender's strength.

*When Meridian™ audio system is fitted.



DESIGN

ACCESSORY PACKS

CAPABILITY

PRACTICALITY

TECHNOLOGY

PERSONALISATION



DESIGN

ACCESSORY PACKS

CAPABILITY

PRACTICALITY

TECHNOLOGY

PERSONALISATION

DURABLE INTERIOR MATERIALS

The spirit of boundless adventure is the first and lasting impression of Defender's interior. Thanks in part to its materials. These include a canvas-inspired Robust Woven Textile, which is offered with the grained leather seats to reduce wear and tear in areas where it is needed most.

Defender X unique hard-wearing seat materials include Windsor leather combined with Kvadrat Steelcut Premium wool textile.

There is also a choice of veneers and finishers on the console, including an open pore wood available with a Rough-cut Walnut or Natural Smoked Dark Oak veneer.



DESIGN

ACCESSORY PACKS

CAPABILITY


PRACTICALITY

TECHNOLOGY

PERSONALISATION

HARD-WEARING RUBBER FLOORING

Defender's Durable Rubber Flooring is ready for anything - anything - you want to throw at it. Incredibly tough and, thanks in part to flush door sills, easy to clean, it features a chequer finisher which adds greatly to the compelling cabin design. Go on. Get out there. Get it dirty.



DESIGN

ACCESSORY PACKS

CAPABILITY

PRACTICALITY

TECHNOLOGY

PERSONALISATION

ACCESSORY PACKS

HELP ME CHOOSE

Our four accessory packs have been created to suit your needs. To suit your lifestyle. Enhancing the vehicle's capability and toughness even further. So, whether you're exploring the rugged outback or conquering the commute, you can go your own way.



EXPLORER PACK

Blaze your own trail, whatever the terrain. Explorer Pack equips Defender to defy conventions and conquer the most uncharted landscapes.

Vehicle shown is Defender 110 First Edition in Indus Silver.
Accessories shown: Explorer Pack with Front Expedition Protection System, Fixed Side Steps, and Deployable Roof Ladder upgrades.



DESIGN

ACCESSORY PACKS

CAPABILITY

PRACTICALITY

TECHNOLOGY

PERSONALISATION

EXPLORER PACK

CONSISTS OF:

Raised Air Intake is ideal for dusty and sandy conditions.

Expedition Roof Rack¹ has a lightweight, fully integrated design, providing a dynamic load capacity of up to 132kg².

The 24 litre **Exterior Side-mounted Gear Carrier**¹ is easy to access, lockable and waterproof. It's perfect for carrying items such as walking boots or wetsuits.

Matte Black Bonnet Decal enhances the bonnet's appearance and includes a '90' or '110' cut-out detail.

Wheel Arch Protection provides additional protection when driving off-road.

¹Roof Rails required for fitment. ²Defender 110 with off-road tyres.



DESIGN

ACCESSORY PACKS

CAPABILITY

PRACTICALITY

TECHNOLOGY

PERSONALISATION

Front & Rear Classic Mudflaps retain the heritage of Land Rover Defender while protecting the paintwork.

Spare Wheel Cover protects the rear-mounted spare wheel.

UPGRADES

Front Expedition Protection System¹ provides robust protection to the front of the vehicle and the raised corners improve the front approach angle.

Improving access to the roof, the **Deployable Roof Ladder**² makes stowing your belongings easier. For added security, the ladder can be locked in the stowed position.

Fixed or Deployable Side Steps¹ aid access into the vehicle. Deployable side steps³ automatically deploy as the doors are opened.

Bright Side Tubes⁴ enhance the side of the vehicle whilst providing protection to the door sides during off-road driving.

The Loadspace Rubber Mat is waterproof with a non-slip surface and helps protect the rear loadspace floor from general dirt, while **Deep-sided Rubber Mats** provide the ultimate in footwell protection.



¹Upgrades available mid-2020.

²Roof Rails required for fitment.

³Available for Defender 110 only. Not compatible with Fixed Side Steps or Bright Side Tubes.

⁴Not compatible with Fixed Side Steps or Deployable Side Steps.



DESIGN

ACCESSORY PACKS

CAPABILITY

PRACTICALITY

TECHNOLOGY

PERSONALISATION

ADVENTURE PACK

Take your passions to new territories. Adventure Pack equips Defender to take you off the beaten track and into nature's playground.

Vehicle shown is Defender 90 SE in Pangea Green.
Accessories shown: Adventure Pack with Fixed Side Steps and 'A' Frame Protection Bar upgrades. Front Undershield also shown (Available mid-2020).



DESIGN

ACCESSORY PACKS

CAPABILITY

PRACTICALITY

TECHNOLOGY

PERSONALISATION

ADVENTURE PACK

CONSISTS OF:

Clean your equipment easily with the 6.5 litre pressurised **Portable Rinse System**. Including a hose and shower attachment, it can be used to rinse boots, bikes and wetsuits.

Secured to the rear seat, keep all of your essential items at hand, yet neatly out of sight. Easily removable, the versatile 20 litre **Seat Backpack** can also be taken with you when you leave the vehicle.

Bright Rear Scuff Plate protects the rear bumper from scratches and scuffs while loading the vehicle.

Front & Rear Mudflaps add to the design of the vehicle and protect the paintwork from dirt and debris.

Spare Wheel Cover protects the rear-mounted spare wheel.



The **Integrated Air Compressor** is fitted in the loadspace and can be used to inflate vehicle tyres, bike tyres, airbeds and other inflatable items.

The 24 litre **Exterior Side-mounted Gear Carrier**¹ is easy to access, lockable and waterproof. It's perfect for carrying items such as walking boots or wetsuits.

UPGRADES

The **'A' Frame Protection Bar**² increases protection against damage to Defender's front, as well as enhancing the vehicle's appearance.

Fixed or Deployable Side Steps² aid access into the vehicle. Deployable side steps³ automatically deploy as the doors are opened.

Bright Side Tubes^{2,4} enhance the side of the vehicle whilst providing protection to the door sides during off-road driving.

The **Loadspace Rubber Mat** is waterproof with a non-slip surface and helps protect the rear loadspace floor from general dirt, while **Deep-sided Rubber Mats** provide the ultimate in footwell protection.



¹Roof Rails required for fitment.

²Upgrades available mid-2020.

³Available for Defender 110 only. Not compatible with Fixed Side Steps or Bright Side Tubes.

⁴Not compatible with Fixed Side Steps or Deployable Side Steps.

Vehicle is shown with Front Undershield (available mid-2020) and Cross Bars.



DESIGN

ACCESSORY PACKS

CAPABILITY

PRACTICALITY

TECHNOLOGY

PERSONALISATION

COUNTRY PACK

Bring the muddiest of boots. Country Pack equips Defender to embrace the elements and make every journey truly memorable.

Vehicle shown is Defender 110 First Edition in Indus Silver.
Accessories shown: Country Pack with Deployable Side Steps and 'A' Frame Protection Bar upgrades.



DESIGN

ACCESSORY PACKS

CAPABILITY

PRACTICALITY

TECHNOLOGY

PERSONALISATION

COUNTRY PACK

CONSISTS OF:

Front & Rear Classic Mudflaps retain the heritage of Land Rover Defender while protecting the paintwork.

Full Height Loadspace Partition prevents items stored in the rear loadspace from passing into the cabin.

Clean your equipment easily with the 6.5 litre pressurised **Portable Rinse System**. Including a hose and shower attachment, it can be used to rinse boots, bikes and wetsuits.

Bright Rear Scuff Plate protects the rear bumper from scratches and scuffs while loading the vehicle.

Wheel Arch Protection provides additional protection when driving off-road.



UPGRADES

Fixed or Deployable Side Steps¹ aid access into the vehicle. Deployable side steps² automatically deploy as the doors are opened.

Bright Side Tubes¹³ enhance the side of the vehicle whilst providing protection to the door sides during off-road driving.

The **'A' Frame Protection Bar**¹ increases protection against damage to Defender's front, as well as enhancing the vehicle's appearance.

The **Loadspace Rubber Mat** is waterproof with a non-slip surface and helps protect the rear loadspace floor from general dirt, while **Deep-sided Rubber Mats** provide the ultimate in footwell protection.

¹Upgrades available mid-2020.

²Available for Defender 110 only. Not compatible with Fixed Side Steps or Bright Side Tubes.

³Not compatible with Fixed Side Steps or Deployable Side Steps.



URBAN PACK

Conquer the concrete jungle. Urban Pack equips Defender to stand out in the suburbs with head-turning style, confidence and composure.

Vehicle shown is Defender 90 SE in Pangea Green with optional Satin Protective Film and 22" Style 5098, 5 spoke, Gloss Black wheels. Accessories shown: Urban Pack with Bright Side Tubes upgrade. Front Undershield also shown.



DESIGN

ACCESSORY PACKS

CAPABILITY

PRACTICALITY

TECHNOLOGY

PERSONALISATION

URBAN PACK

CONSISTS OF:

Bright Metal Pedals add to the robust interior.

Bright Rear Scuff Plate protects the rear bumper from scratches and scuffs while loading the vehicle.

Spare Wheel Cover protects the rear-mounted spare wheel.

Front Undershield* provides protection to the front lower bumper when driving off-road and allows easy access to the recovery loop.

*Available mid-2020.



DESIGN

ACCESSORY PACKS

CAPABILITY

PRACTICALITY

TECHNOLOGY

PERSONALISATION

UPGRADES

20" Style 5095, 5 split-spoke, Gloss Dark Grey wheels.

Fixed or Deployable Side Steps¹ aid access into the vehicle. Deployable side steps² automatically deploy as the doors are opened.

Bright Side Tubes^{1,3} enhance the side of the vehicle whilst providing protection to the door sides during off-road driving.

The **Loadspace Rubber Mat** is waterproof with a non-slip surface and helps protect the rear loadspace floor from general dirt, while **Luxury Carpet Mats** provide stylish footwell protection.

¹Upgrades available mid-2020.

²Available for Defender 110 only. Not compatible with Fixed Side Steps or Bright Side Tubes.

³Not compatible with Fixed Side Steps or Deployable Side Steps.



FIT FOR PURPOSE. ANY PURPOSE

We set out to create something that would stand the test of time.
To do that, we left nothing to chance.



DESIGN

ACCESSORY PACKS

CAPABILITY


PRACTICALITY

TECHNOLOGY

PERSONALISATION

MONOCOQUE ARCHITECTURE

Unique monocoque architecture contributes to Defender being the toughest and strongest vehicle we have ever created. It has triple the torsional rigidity of a body-on-frame design. Whilst being lightweight, fuel-efficient and engaging to drive.



TESTED TO THE EXTREME

1,2 million kilometres of on and off-road drives. 45.000 individual tests. From +50 to -40 degrees. Crossing the dunes of Dubai to sweeping down the straights of the Nürburgring. We've conducted altitude tests, drenched Defender in 85.000 litres of dyed water in our monsoon facility and engineered its tyres to withstand greater impact. In fact, we've gone to more challenging extremes than ever before to create a vehicle that's capable of great things. This is Defender.

[BUILD YOUR OWN](#)



GO ANYWHERE. DO ANYTHING

Defender has been engineered so you can dream bigger.
Push harder. Go above and beyond.



DESIGN

ACCESSORY PACKS

CAPABILITY

PRACTICALITY

TECHNOLOGY

PERSONALISATION

ALL WHEEL DRIVE (AWD)

Commanding. Off and on-road. The system intelligently controls torque distribution between the front and rear axle. On challenging surfaces, such as sand, grass or snow, torque can be balanced between the front and rear wheels to maximise traction. In extreme conditions, where the front or rear wheels lose traction, up to 100 percent of engine torque can be distributed to the opposite axle for optimum grip. The AWD system combines with Electronic Traction Control (ETC) to deliver a sure-footed driving experience in even the most challenging situations.

It's your world. Take command.

TWIN-SPEED TRANSFER BOX

An additional set of lower gears can prove invaluable in challenging conditions such as steep inclines or declines, off-road driving or when towing.

Vehicle is shown with accessory Front Expedition Protection System. It improves off-road capability by increasing the front approach angle.



DESIGN

ACCESSORY PACKS

CAPABILITY

PRACTICALITY


TECHNOLOGY

PERSONALISATION

COIL SUSPENSION AND ELECTRONIC AIR SUSPENSION

The coil sprung suspension system combines double wishbones at the front with an advanced multi-link rear suspension, to create an agile and responsive chassis. A comfortable and capable drive is ensured by Electronic Air Suspension*. Select from an access height of 40mm below normal ride height, to an extended height of up to 75mm. For extreme off-road conditions, a further extended ride height of 70mm is available. Even across unsteady surfaces it provides exceptional wheel articulation and poise.

*Linked feature. Optional on Defender 90. Model dependent.



ELECTRONIC ACTIVE DIFFERENTIAL

On or off-road. In ice, rain or snow. The optional Electronic Active Differential ensures the greatest level of traction. It does so by controlling the slip between the left and right wheels on the rear axle, helping to deliver effortless capability. Not only that, it's far more effective than brakes when traction is lost, reacting much faster and with a smoother response.

Vehicle shown is Defender 110 X in Gondwana Stone.



DESIGN

ACCESSORY PACKS

CAPABILITY

PRACTICALITY

TECHNOLOGY

PERSONALISATION



CONFIGURABLE TERRAIN RESPONSE*

Thanks to a world-first in Terrain Response, you can now individually configure Defender's powertrain, steering, differentials and traction control settings. This means you can go beyond - be it the Siberian tundra, or rock crawling in Moab.

So, get behind the wheel and discover what you're truly capable of.

*Only available as part of a pack.



DESIGN

ACCESSORY PACKS

CAPABILITY

PRACTICALITY

TECHNOLOGY

PERSONALISATION

TERRAIN RESPONSE 2

This vehicle is for those who aren't afraid to get out and live the way they want to live. Our unique Terrain Response systems enable the driver to optimise the vehicle's engine, gearbox, centre differential and chassis systems to match the demands of the terrain.

The optional Terrain Response 2¹ takes the capabilities of our award-winning system to a new level. It features an automatic setting which monitors the terrain and systematically selects the most suitable setting.

¹Only available as part of a pack. ²Only available with Electronic Air Suspension.

-  General Driving
-  Grass, Gravel, Snow
-  Mud & Ruts
-  Sand
-  Rock Crawl²
-  Wade²





HILL DESCENT CONTROL

Difficult slopes? You needn't worry. Hill Descent Control (HDC) assists you with tricky descents by maintaining a constant speed and applying braking separately to each wheel. Hill Launch Assist ensures the vehicle doesn't roll backwards as it pulls away on an incline. The vehicle also utilises Gradient Release Control, which is designed to prevent the vehicle accelerating too quickly on a steep incline when the driver releases the brake.

ALL TERRAIN PROGRESS CONTROL (ATPC)

All Terrain Progress Control (ATPC)* is a state-of-the-art optional system. It enables you to set and maintain a steady speed in challenging conditions such as slippery surfaces, including mud, wet grass, ice, snow and dirt roads. Operating like a conventional cruise control system, it functions between 1,8km/h and 30km/h, enabling you to maintain full concentration on the terrain ahead.

*Only available as part of a pack.



DESIGN

ACCESSORY PACKS

CAPABILITY

PRACTICALITY

TECHNOLOGY

PERSONALISATION

WADING

Life has a habit of throwing unexpected challenges our way. That's why Defender has a wading depth of 900mm, so crossing water need not be one of them. The Wade Program in Terrain Response raises the vehicle using Electronic Air Suspension*. Unique to Land Rover, a 3D Surround Camera with Wade Sensing uses ultrasonic sensors in the door mirrors to visually and audibly alert you if the water approaches the vehicle's maximum wading depth.



*Linked feature. Optional on Defender 90. Model dependent.

Always check route and exit before wading.

Vehicle shown is Defender 90 First Edition in Pangea Green with optional Satin Protective Film.

Accessories shown include: Chequer Body Protection Kit, Spare Wheel Cover and Expedition Roof Rack (Roof Rails required for fitment).



DESIGN

ACCESSORY PACKS

CAPABILITY

PRACTICALITY

TECHNOLOGY

PERSONALISATION

TOWING

Whatever you take. Wherever it is you decide to go. Defender's 3,500kg towing capability means it can readily respond to the most challenging demands. Combined with this is the optional Advanced Tow Assist*, which allows you to reverse a trailer while Defender takes care of the counter-steering. The Touchscreen will also display both the current and desired trailer trajectory.

*Only available as part of a pack.





WINCHING

Pulling power and sheer strength are demonstrated with the Remote Control Electric Winch* accessory. This has a maximum pulling force of 4,536kg and can be operated up to 45 metres away. It's the kind of no-nonsense practicality you need, say, when you're in the middle of the forest.

Learn how to check, prepare, maintain and use a winch at one of our Experience Centres.

[BOOK AN EXPERIENCE DAY](#)

*Not compatible with Front Expedition Protection System or 'A' Frame Protection Bar.

Vehicle shown is Defender 90 SE in Pangea Green with optional Satin Protective Film. Accessories shown: Chequer Body Protection Kit, Expedition Roof Rack (Roof Rails required for fitment), Bright Side Tubes, Remote Control Electric Winch and Winch Mounting Kit (Accessories/Upgrades available mid-2020).



DESIGN

ACCESSORY PACKS

CAPABILITY

PRACTICALITY

TECHNOLOGY

PERSONALISATION

THE WEIGHT OF YOUR WORLD? NO PROBLEM

You've felt it. That visceral urge to just pack everything up. Get behind the wheel. And go on the ultimate trek. Defender's outstanding carrying capability and payload means you can do just that.

Choose from a range of roof carrying accessories including the Expedition Roof Rack¹ or Aqua Sports Carrier¹.

> EXPLORE ACCESSORIES

STATIC LOAD

Defender's static roof load of up to 300kg lets you make more of your adventure.

ROOF TOP TENT²

And if the view is just too good to be missed? Stay the night.

DYNAMIC LOAD

The dynamic roof load allows for up to 168kg³.

¹Linked feature. ²Only available on Defender 110 with Expedition Roof Rack.
³Defender 110 with off-road tyres.

Vehicle shown top is Defender 110 First Edition in Indus Silver.
Accessories shown: Explorer Pack (Roof Rails required for fitment) with Fixed Side Steps, Deployable Roof Ladder and Front Expedition Protection System upgrades (Upgrades available mid-2020).

Vehicle shown bottom is Defender 90 SE in Pangea Green with optional Satin Protective Film. Accessories shown: Chequer Body Protection Kit, Expedition Roof Rack (Roof Rails required for fitment), Bright Side Tubes, Remote Control Electric Winch and Winch Mounting Kit (Accessories/Upgrades available mid-2020).



DESIGN

ACCESSORY PACKS

CAPABILITY

PRACTICALITY

TECHNOLOGY

PERSONALISATION

ADAPTIVE DYNAMICS

Offered with Electronic Air Suspension*, Adaptive Dynamics makes the distance go by virtually unnoticed. The system monitors vehicle movements up to 500 times a second, reacting to driver or road inputs almost instantaneously to give greater control and minimise body movement, ensuring a composed, flat ride. It even senses off-road conditions, and optimises damping accordingly so you arrive refreshed and relaxed.

*Linked feature. Optional on Defender 90. Model dependent.

Vehicle shown is Defender 90 SE in Pangea Green with optional Satin Protective Film.
Accessories shown: Urban Pack with Bright Side Tubes upgrade and optional 22" Style 5098 5 spoke Gloss Black wheels.
Front Undershield also shown (Accessories/Upgrades available mid-2020).



DESIGN

ACCESSORY PACKS

CAPABILITY

PRACTICALITY

TECHNOLOGY

PERSONALISATION



DESIGN

ACCESSORY PACKS

CAPABILITY

PRACTICALITY

TECHNOLOGY

PERSONALISATION

GEOMETRY

Outstanding geometry strengthens the vehicle's all-terrain capability. Its approach angle is 38 degrees*. This is coupled with a breakover angle of up to 31 degrees and a departure angle of 40 degrees*.

*With Electronic Air Suspension in Off-Road Height. Fitting of side tubes or side steps may affect the off-road capability of the vehicle.

Vehicle shown is Defender 90 First Edition in Pangea Green with optional Satin Protective Film.



DESIGN

ACCESSORY PACKS

CAPABILITY

PRACTICALITY

TECHNOLOGY

PERSONALISATION

PETROL AND DIESEL

There is a range of engines available for Defender: two 4-cylinder diesels, a D200 or D240. And two petrols, a 4-cylinder P300 or 6-cylinder P400. Each has been optimised for specific attributes to cater for all needs.

Diesel engines offer better fuel economy over greater distances and produce higher levels of torque at lower engine speeds. This makes them the ideal choice for longer journeys, motorway cruising, towing or off-roading.

Defender's petrol engines are even more powerful, which can provide a more engaging and direct driving experience. They are even more refined and are better suited to shorter, stop-start journeys.

All engines are equipped with intelligent Stop/Start technology which is designed to improve fuel efficiency and reduce emissions*.


*Market dependent.

Please refer to the accompanying Technical Specification for full details.

PETROL MHEV

Mild Hybrid Electric Vehicle (MHEV) technology will be fitted to the P400 engine. It harvests and stores energy normally lost during vehicle deceleration and intelligently redeploys it to increase the engine's efficiency. This system helps improve fuel economy and boosts the vehicle's performance.

- 1 48V LITHIUM-ION BATTERY
- 2 48V/12V DC-DC CONVERTER
- 3 MEDIUM VOLTAGE JUNCTION BOX
- 4 BELT-DRIVEN INTEGRATED STARTER GENERATOR
- 5 48V ELECTRIC SUPERCHARGER



DESIGN

ACCESSORY PACKS

CAPABILITY

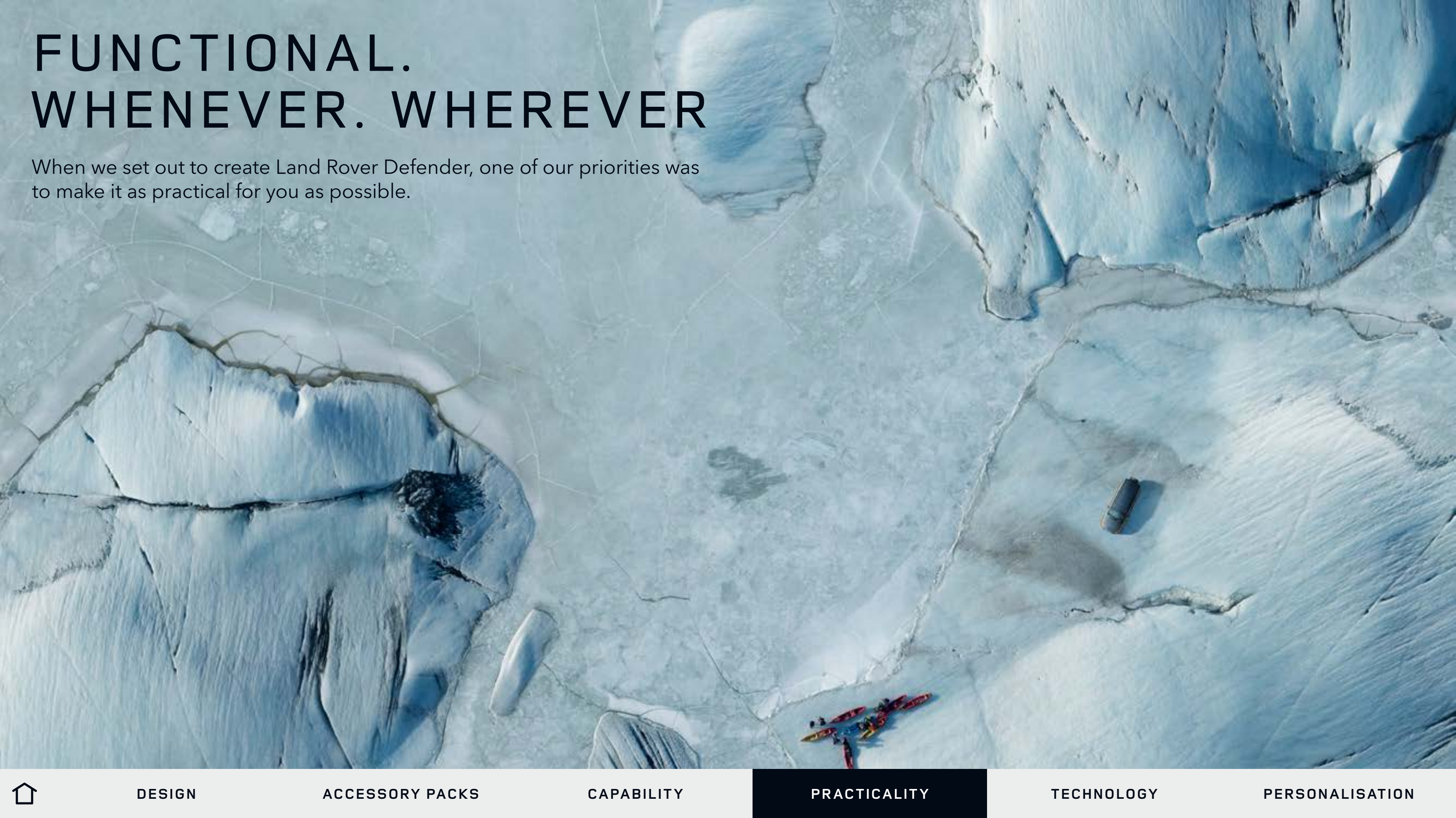
PRACTICALITY

TECHNOLOGY

PERSONALISATION

FUNCTIONAL. WHENEVER. WHEREVER

When we set out to create Land Rover Defender, one of our priorities was to make it as practical for you as possible.



DESIGN

ACCESSORY PACKS

CAPABILITY

PRACTICALITY


TECHNOLOGY

PERSONALISATION

CONFIGURABILITY

When you build your own Defender, you can get everything you want. You can choose between a cabin walk-through¹ or a front jump seat. Or select a front centre console, with or without a refrigerator². It's the ultimate personalisation. The loadspace capacity provides ample room for all your equipment.

¹Model dependent. ²Only available as part of a pack.

 BUILD YOUR OWN

CABIN WALK-THROUGH



FRONT JUMP SEAT



FRONT CENTRE CONSOLE WITH ARMREST



DESIGN

ACCESSORY PACKS

CAPABILITY

PRACTICALITY

TECHNOLOGY

PERSONALISATION

90
2 SEATS WITH CABIN WALK-THROUGH



90
3 SEATS WITH CABIN WALK-THROUGH



90
3 SEATS WITH CENTRE CONSOLE



90
4 SEATS WITH CENTRE CONSOLE



90
5 SEATS WITH FRONT JUMP SEAT (STOWED)



90
6 SEATS WITH FRONT JUMP SEAT



110
2 SEATS WITH CABIN WALK-THROUGH



110
3 SEATS WITH CENTRE CONSOLE



110
4 SEATS WITH CENTRE CONSOLE



110
5 SEATS WITH CENTRE CONSOLE



110
6 SEATS WITH FRONT JUMP SEAT



110
5+2 SEATS





POWER SOCKETS

USB points or 12V power sockets available on every row. A loadspace plug socket mounted in the loadspace side wall, allowing passengers to power multiple devices. It's just another way to ensure you're always connected.

SEAT BACKPACK

Secured to the rear seat, keep all of your essential items at hand, yet neatly out of sight. Easily removable, the versatile 20 litre Seat Backpack can also be taken with you when you leave the vehicle.

CLICK AND GO SYSTEM

A versatile, multi-purpose system for second-row passengers, with a choice of further attachments that can be added to hold your tablets, bags, laptops and jackets.



Apple® is a registered trademark of Apple Inc., registered in the US and other countries.



DESIGN

ACCESSORY PACKS

CAPABILITY

PRACTICALITY

TECHNOLOGY

PERSONALISATION

TECHNOLOGY

Equipped for 21st century adventures, our most intuitive technologies to date ensure convenience, connectivity and visibility.

Vehicle shown is Defender 110 X in Gondwana Stone.



DESIGN

ACCESSORY PACKS

CAPABILITY

PRACTICALITY

TECHNOLOGY

PERSONALISATION

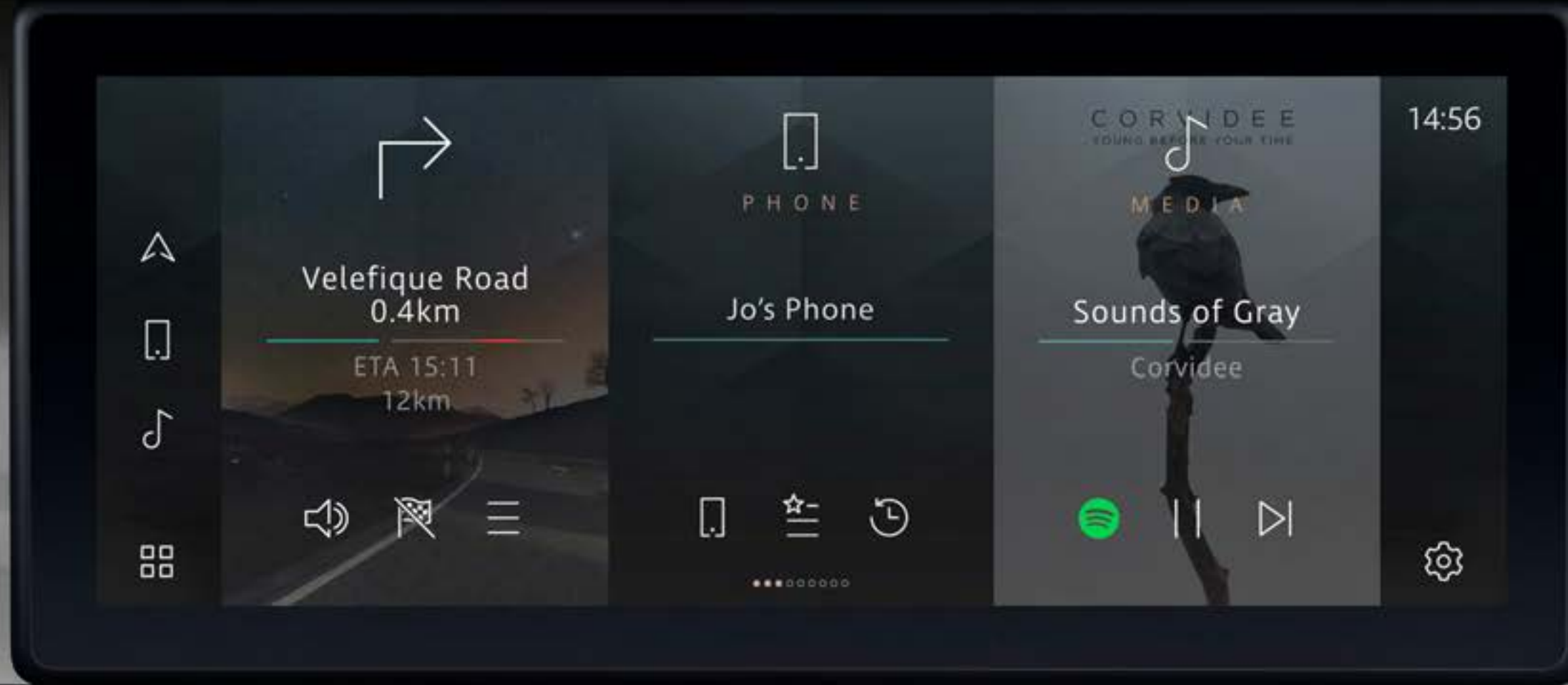
PIVI PRO. AS FAMILIAR AS YOUR SMARTPHONE

Because technology shouldn't be complicated. Pivi Pro is our most intuitive infotainment system ever. It features an at-a-glance layout that enables you to carry out frequent tasks and use commonly accessed features on the home screen, including navigation, phone and media. You can easily customise the layout and add additional information or features.

Pivi Pro features, options and their availability remain market dependent - check with your Retailer for local market availability and full terms. Certain features require an appropriate sim with a suitable data contract which will require further subscription after the initial term advised by your Retailer. Mobile connectivity cannot be guaranteed in all locations.

All in-car features should be used by drivers only when safe for them to do so.
Drivers must ensure they are in full control of the vehicle at all times.

EXPLORE IN-CAR TECHNOLOGY



DESIGN

ACCESSORY PACKS

CAPABILITY

PRACTICALITY

TECHNOLOGY

PERSONALISATION



HEAD-UP DISPLAY¹

Presents key vehicle data, including speed, gear position and navigation directions, on the windscreen. It features crystal-clear, full-colour high-resolution graphics, enabling you to see all information with ease, including off-road driving information such as incline and camber angles.

INTERACTIVE DRIVER DISPLAY

Entertained. Informed. Connected. Pivi Pro features a 12,3" high-definition Interactive Driver Display². It can display a wide range of relevant information, entertainment and driver assistance data, including full-screen 3D map-view navigation, phone and media. Not only that, its refined processing engine delivers smooth-moving, pin-sharp graphics.

¹Optional feature. Model dependent. ²Model dependent.

Pivi Pro features, options and their availability remain market dependent - check with your Retailer for local market availability and full terms. Certain features require an appropriate sim with a suitable data contract which will require further subscription after the initial term advised by your Retailer. Mobile connectivity cannot be guaranteed in all locations.

All in-car features should be used by drivers only when safe for them to do so. Drivers must ensure they are in full control of the vehicle at all times.



DESIGN

ACCESSORY PACKS

CAPABILITY

PRACTICALITY

TECHNOLOGY

PERSONALISATION

CONNECTED NAVIGATION PRO¹

Middle of the concrete jungle. Middle of nowhere.

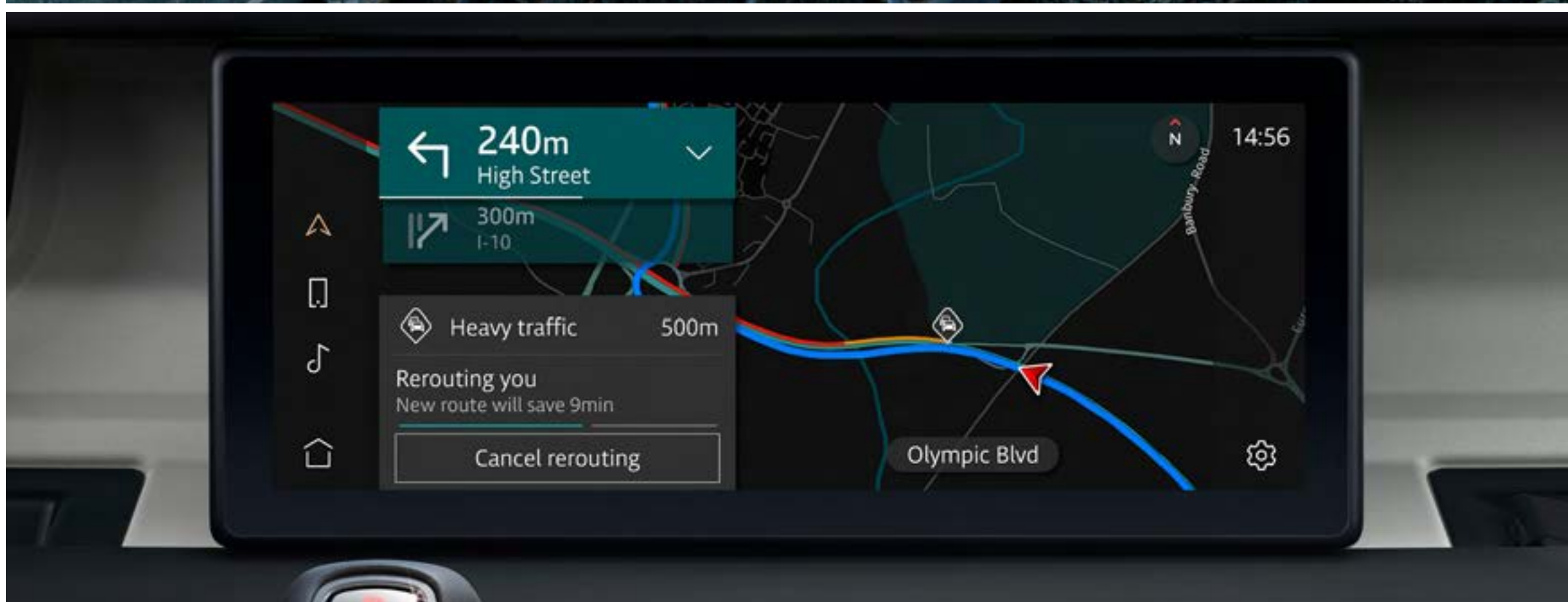
Defender's navigation system ensures you're always in touch with the rest of the world. It uses machine learning to adapt guidance based on your familiarity with the roads and the real-time traffic conditions. Dynamic route assistance will even propose an alternative route if a faster one becomes available. And, what's more? Thanks to regular automatic map downloads², the maps are always up to date.



¹Contains subscription services that can be extended after the initial term advised by your Land Rover Retailer. ²When connected to Wi-Fi or to a data plan.

Pivi Pro features, options and their availability remain market dependent - check with your Retailer for local market availability and full terms. Certain features require an appropriate sim with a suitable data contract which will require further subscription after the initial term advised by your Retailer. Mobile connectivity cannot be guaranteed in all locations.

All in-car features should be used by drivers only when safe for them to do so. Drivers must ensure they are in full control of the vehicle at all times.



DESIGN

ACCESSORY PACKS

CAPABILITY

PRACTICALITY

TECHNOLOGY

PERSONALISATION

Save your favourite places. Use tap, swipe or pinch-to-zoom gestures for simple map exploration. Rubber-band Routing lets you easily tailor calculated routes by dragging the route line to alternative roads. The Remote app allows you to set a destination in the comfort of your home and is ready for when you get inside the vehicle.



Pivi Pro features, options and their availability remain market dependent - check with your Retailer for local market availability and full terms. Certain features require an appropriate sim with a suitable data contract which will require further subscription after the initial term advised by your Retailer. Mobile connectivity cannot be guaranteed in all locations.

All in-car features should be used by drivers only when safe for them to do so. Drivers must ensure they are in full control of the vehicle at all times.



CONNECTIVITY

Smartphone Pack

Allows vehicle optimised apps on your smartphone to be controlled through the Touchscreen, including your contacts, calendar and music player.

Wireless Device Charging¹

Packaged into the centre console, in front of the armrests and behind the cupholders, you can easily charge your smartphone without having to plug it in.

Software Updates

Defender stays up to date through Software Updates². The vehicle's infotainment, telematics and various control modules can all be updated remotely to help ensure optimal performance.

Secure Tracker

It's something we hope you never need to use, but in the event of theft, the optional Secure Tracker helps locate your vehicle. A theft alert will be sent within minutes to the Stolen Vehicle Tracking Centre if an attempt is made to drive the vehicle with non-authorized keys. Optional Secure Tracker Pro³ takes this even further and integrates authentication technology into the key fob. Includes service subscription for warranty period.

¹Only available as part of a pack. ²When connected to Wi-Fi or to a mobile network.

³Requires Keyless Entry. Requires mobile network connectivity.

Pivi Pro features, options and their availability remain market dependent - check with your Retailer for local market availability and full terms. Certain features require an appropriate sim with a suitable data contract which will require further subscription after the initial term advised by your Retailer. Mobile connectivity cannot be guaranteed in all locations.

All in-car features should be used by drivers only when safe for them to do so. Drivers must ensure they are in full control of the vehicle at all times.



DESIGN

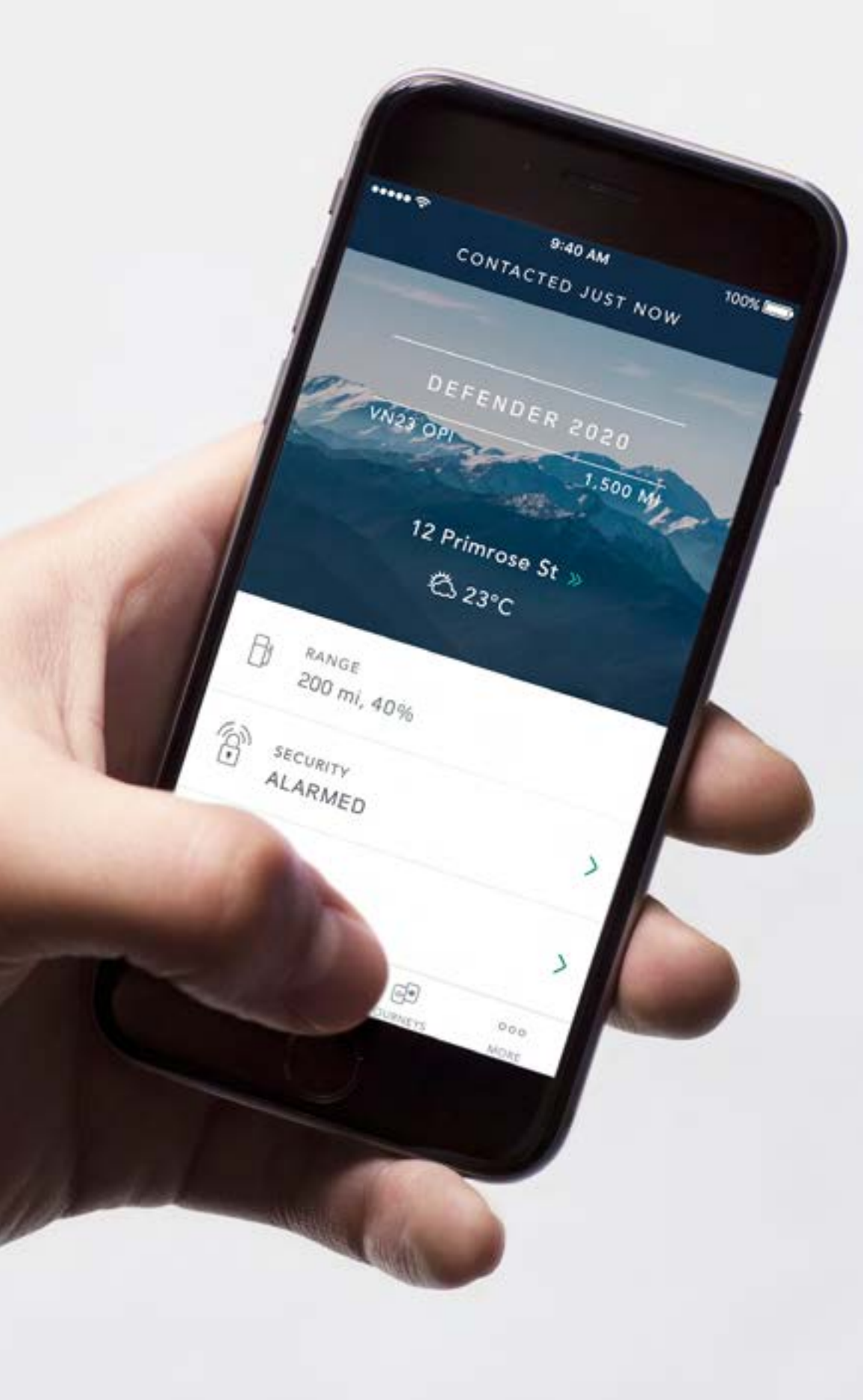
ACCESSORY PACKS

CAPABILITY

PRACTICALITY

TECHNOLOGY

PERSONALISATION



REMOTE

The Remote app provides information on Land Rover Defender, enabling you to interact with it even when you are not with your vehicle. Compatible with most smartphones and smartwatches, this service includes:

Remote Lock/Unlock

Remote Climate

Beep/Flash

Journey Tracking

Vehicle Status Check

Land Rover Optimised Assistance

SOS Emergency Call

> [APP STORE](#)

> [GOOGLE PLAY STORE](#)

Pivi Pro features, options and their availability remain market dependent - check with your Retailer for local market availability and full terms. Certain features require an appropriate sim with a suitable data contract which will require further subscription after the initial term advised by your Retailer. Mobile connectivity cannot be guaranteed in all locations.

Remote contains subscription services that can be extended after the initial term advised by your Land Rover Retailer. Requires a mobile signal. Remote climate is subject to local regulations.

All in-car features should be used by drivers only when safe for them to do so. Drivers must ensure they are in full control of the vehicle at all times.



DESIGN

ACCESSORY PACKS

CAPABILITY

PRACTICALITY

TECHNOLOGY

PERSONALISATION

ONLINE PACK WITH DATA PLAN

Stay truly connected. You'll enjoy access to everything you need, seamlessly integrated within Pivi Pro - including unlimited data¹ for online media music streaming, weather updates and calendar information. It's all designed to keep you informed and entertained. At all times.

WI-FI ENABLED WITH DATA PLAN

With Wi-Fi Enabled with data plan^{1,2}, you'll be able to keep in touch with friends and family, and keep everyone entertained with video streaming. Even when you are on the road less travelled. Wi-Fi uses the external antenna for the best possible connection.

¹Certain features require an appropriate sim with a suitable data contract which will require further subscription after the initial term advised by your Retailer. Fair use policy applies. After 20GB of data is used within a month, data speeds on vehicle may reduce for the rest of the month. ²Optional feature.

Pivi Pro features, options and their availability remain market dependent - check with your Retailer for local market availability and full terms. Mobile connectivity cannot be guaranteed in all locations.

All in-car features should be used by drivers only when safe for them to do so. Drivers must ensure they are in full control of the vehicle at all times.



DESIGN

ACCESSORY PACKS

CAPABILITY

PRACTICALITY

TECHNOLOGY

PERSONALISATION

BRIGHTER LIGHTS. SAFER NIGHT-TIME DRIVING

Defender features all-round exterior LED lighting as standard. LED lights are designed to last the lifetime of the vehicle and are more fuel-efficient as they use less energy. The quality of light produced is closer to daylight conditions, so driving at night becomes less tiring. Premium LED headlights* feature the distinct exterior graphic of the signature Daytime Running Lights (DRL). This increases the light output so you can see even better in the dark.

MATRIX LED HEADLIGHTS

Matrix LED headlights* with signature DRL enable an Adaptive Driving Beam. By splitting the main beam into vertical strips, the adaptive beam maximises the number of high beam sections for ultimate visibility, while casting a shadow over oncoming traffic to help to prevent dazzling. The adaptive beam is also able to optimise the light distribution to suit the driving conditions of town, country, motorway or bad weather.

*Model dependent.



DESIGN

ACCESSORY PACKS

CAPABILITY

PRACTICALITY

TECHNOLOGY

PERSONALISATION

CLEAR SIGHT GROUND VIEW

Thick forest terrain. The odd bough and boulder scattered across the muddy track. How do you get through with greater confidence?

Available as part of the 3D Surround Camera system, ClearSight Ground View gives you the added benefit of being able to 'see through' the bonnet - giving you confidence when manoeuvring around any obstacles. Even bollards in the city. This feature displays a camera view of the front underside of the vehicle on the large central Touchscreen - in normal circumstances, this area would be invisible to the driver.

ClearSight Ground View dependent on 3D Surround Camera. Image is not live. Check surroundings for safety. Subject to local regulations.

Vehicle shown is Defender 90 First Edition in Pangea Green.
Accessories shown: Adventure Pack (Roof Rails required for fitment) with Fixed Side Steps and 'A' Frame Protection Bar upgrades (Upgrades available mid-2020). Cross Bars also shown.





CLEAR SIGHT INTERIOR REAR VIEW MIRROR

If the boot is piled high with equipment and you can't see a thing through the rear window?

No problem. Defender's ClearSight interior rear view mirror uses a live video feed so you can see the path, or convoy, behind you. This is regardless of equipment or passengers in the back who may be blocking your vision.

Optional feature, subject to local regulations. If bifocal or varifocal users cannot easily adjust focus on the ClearSight digital rear view image, they may revert to rear view mirror mode at any time.



DESIGN

ACCESSORY PACKS

CAPABILITY

PRACTICALITY

TECHNOLOGY


PERSONALISATION

HOW DOES MUSIC MAKE YOU FEEL?

Music has the power to change your mood, evoke memories and affect your wellbeing. It can give you tingles or make you cry. It's why music and cars go so well together. Sitting behind the wheel, listening to your favourite artist, band or composer. It's your space. Your world.

But what if you could do more than simply listen to the music? What if you could feel it, experience it, immerse yourself in it? What if you could make more of a connection with the music and enjoy a greater sense of acoustic involvement in your Land Rover?

British-based Meridian™ Audio are all about the musical experience - the very sense of being there. Their award-winning, precision-engineered audio systems are built on a lifetime of research into psychoacoustics (the science of how the human brain perceives sound) to deliver a performance that is so true to life, you feel every beat, every breath.



DESIGN

ACCESSORY PACKS

CAPABILITY

PRACTICALITY

TECHNOLOGY

PERSONALISATION

MERIDIAN™

Whatever your musical tastes, you'll feel more with one of our sound systems. There are three to choose from: our six-speaker system delivers rich bass notes and crystal-clear highs. With 10 speakers and a subwoofer, the Meridian Sound System¹ delivers exceptional definition. Whilst the Meridian Surround Sound System² with 14 speakers and a subwoofer envelops you in the clearest, most engaging and authentic sound. It's like being there. Only you're in a Defender.

EXPLORE MERIDIAN

¹Available as part of a pack. ²Model dependent.

Visuals aim to represent the perceived placement of the musicians based on an occupant seated on the right side of the vehicle.

Meridian is a registered trademark of Meridian Audio Ltd. Trifield™ and the "three fields" device is a trademark of Trifield Productions Ltd.



1. SOUND SYSTEM

6 SPEAKERS 180W AMPLIFIER POWER



2. MERIDIAN SOUND SYSTEM

10 SPEAKERS 1 SUBWOOFER 400W AMPLIFIER POWER



3. MERIDIAN SURROUND SOUND SYSTEM

14 SPEAKERS 1 SUBWOOFER 700W AMPLIFIER POWER



DESIGN

ACCESSORY PACKS

CAPABILITY

PRACTICALITY

TECHNOLOGY

PERSONALISATION

DRIVER ASSISTANCE

Relax. Even in heavy traffic. Land Rover Defender has been built using our advanced technologies and driver assistance features. The more you use them, the more you'll find they don't take over your drive, they simply help take the stress out of it - that's got to be good. All the following are standard:

A comprehensive system of six airbags including driver and passenger airbags, side curtain and thorax airbags to help protect occupants.

Emergency Braking can help to prevent collisions with other vehicles, pedestrians or cyclists. It displays a warning in the event of a potential collision, and applies the brakes if no action is taken.

Cruise Control and Speed Limiter allows you to maintain the current speed of the vehicle without the need to continually use the accelerator pedal.

Lane Keep Assist detects when your vehicle is unintentionally drifting out of lane and will apply a corrective torque to the steering wheel to encourage you to guide your vehicle back.

Driver Condition Monitor detects when you're starting to feel drowsy and gives an early warning to take a break.

Wade Sensing uses ultrasonic sensors in the door mirrors to provide real-time pictorial information about the water depth when wading. The system lets you know when water levels are near the 900mm maximum wading depth.

Traffic Sign Recognition keeps you informed of speed limits and 'no overtaking' signs by displaying them clearly in the instrument cluster. When activated, Adaptive Speed Limiter uses recognised speed limits to adjust your vehicle's speed accordingly.

3D Surround Camera helps you see more around the vehicle. 3D exterior perspectives alongside a 360° overhead view make manoeuvring easier, while off-road views including the innovative ClearSight Ground View provide you with greater clarity when scaling various terrains. (3D Surround Camera also includes Wade Sensing and ClearSight Ground View).

Vehicle shown is Defender 110 X in Gondwana Stone.



3D SURROUND CAMERA



DRIVER ASSIST PACK (OPTIONAL)

Features Adaptive Cruise Control, Rear Pre-collision Monitor and Blind Spot Assist Pack.



Adaptive Cruise Control - Will automatically keep your vehicle a safe distance from the vehicle in front, should it slow or stop when you're cruising or travelling in slow-moving traffic. If the vehicle in front stops, you will come to a smooth halt.



Rear Pre-collision Monitor - If a vehicle approaching from behind is not slowing down, Defender will attempt to alert the approaching driver to brake by automatically flashing the hazard lights.

BLIND SPOT ASSIST PACK

Features Blind Spot Assist, Clear Exit Monitor and Rear Traffic Monitor.



Blind Spot Assist - Can help prevent collisions. If your Defender detects another car in your blind spot when you begin to change lanes, a rotational force is automatically applied to the steering wheel - indicating a steering correction should be made.



Clear Exit Monitor - Helps passengers stay safe as they exit Defender by warning of approaching hazards, such as passing vehicles and cyclists.



Rear Traffic Monitor - Warns you of vehicles, pedestrians or other hazards approaching from either side. Particularly useful when reversing out of a parking bay.



DESIGN

ACCESSORY PACKS


CAPABILITY

PRACTICALITY

TECHNOLOGY


PERSONALISATION

PERSONALISATION

 BUILD YOUR OWN

From a choice of exterior colours to a raft of accessories, Land Rover Defender's the ultimate expression of individuality. Go on. Make it yours.

[EXPLORE ACCESSORIES](#)



DESIGN

ACCESSORY PACKS

CAPABILITY

PRACTICALITY

TECHNOLOGY

PERSONALISATION

DEFENDER 90 FIRST EDITION

KEY FEATURES

Exterior Features

White contrast roof
Folding fabric roof
Premium LED headlights with signature DRL
First Edition badge
Front fog lights
Keyless Entry

Wheels and Tyres

20" Style 5098, 5 spoke, Gloss Sparkle Silver
All-season tyres

Capability

All Wheel Drive
Twin-speed Transfer Box
Electronic Air Suspension with Adaptive Dynamics
Terrain Response
Configurable Terrain Response

Interior Features

Heated standard leather steering wheel
Cross car beam in Light Grey Powder Coat Brushed finish
Front jump seat
ClearSight interior rear view mirror*
Metal Treadplates with First Edition branding

Seating and Interior Trim

Grained leather and Robust Woven Textile seat facings,
12-way heated, electric memory front seats with 2-way
manual headrests

Infotainment

10" Pivi Pro with Interactive Driver Display
Smartphone Pack
Connected Navigation Pro
Meridian™ Sound System 400W with 10 speakers
plus subwoofer

Driver Assistance

Blind Spot Assist Pack
3D Surround Camera
360° Parking Aid
Wade Sensing
Lane Keep Assist
Emergency Braking
Traffic Sign Recognition and Adaptive Speed Limiter

*Feature subject to local regulations. If bifocal or varifocal users cannot easily adjust focus on the ClearSight digital rear view image, they may revert to rear view mirror mode at any time.

Specifications described as unique to Land Rover Defender First Edition may be available separately or in combination in second and subsequent model years.

Please note that standard features may be replaced when selecting alternative trim levels. Standard features may also vary depending on country of purchase, engine variant and transmission. All in-car features should be used by drivers only when safe for them to do so. Drivers must ensure they are in full control of the vehicle at all times.



DESIGN

ACCESSORY PACKS

CAPABILITY

PRACTICALITY

TECHNOLOGY

PERSONALISATION

DEFENDER 110 FIRST EDITION

KEY FEATURES

Exterior Features

- Black contrast roof
- Sliding panoramic roof
- Matrix LED headlights with signature DRL
- First Edition badge
- Black Exterior Pack
- Front fog lights
- Keyless Entry

Wheels and Tyres

- 20" Style 5098, 5 spoke, Gloss Sparkle Silver
- All-season tyres

Capability

- All Wheel Drive
- Twin-speed Transfer Box
- Electronic Air Suspension with Adaptive Dynamics
- Terrain Response 2
- Configurable Terrain Response

Interior Features

- Heated standard leather steering wheel
- Cross car beam in Light Grey Powder Coat Brushed finish
- Front centre console refrigerator compartment
- ClearSight interior rear view mirror*
- Metal Treadplates with First Edition branding
- Domestic Plug Socket

*Feature subject to local regulations. If bifocal or varifocal users cannot easily adjust focus on the ClearSight digital rear view image, they may revert to rear view mirror mode at any time.

Specifications described as unique to Land Rover Defender First Edition may be available separately or in combination in second and subsequent model years.

Please note that standard features may be replaced when selecting alternative trim levels. Standard features may also vary depending on country of purchase, engine variant and transmission. All in-car features should be used by drivers only when safe for them to do so. Drivers must ensure they are in full control of the vehicle at all times.

Seating and Interior Trim

- Grained leather and Robust Woven Textile seat facings, 12-way heated, electric memory front seats with 2-way manual headrests

Infotainment

- 10" Pivi Pro with Interactive Driver Display
- Smartphone Pack
- Connected Navigation Pro
- Meridian™ Sound System 400W with 10 speakers plus subwoofer

Driver Assistance

- Blind Spot Assist Pack
- 3D Surround Camera
- 360° Parking Aid
- Wade Sensing
- Lane Keep Assist
- Emergency Braking
- Traffic Sign Recognition and Adaptive Speed Limiter



DESIGN

ACCESSORY PACKS

CAPABILITY

PRACTICALITY

TECHNOLOGY

PERSONALISATION

DEFENDER

STANDARD FEATURES

Exterior Features

Body-coloured roof
LED headlights

Wheels and Tyres

18" Style 5093, Gloss White Steel¹
All-season tyres

Capability

All Wheel Drive
Twin-speed Transfer Box
Coil Suspension²
Terrain Response

Interior Features

Cross car beam in Light Grey Powder Coat Brushed finish
Cabin walk-through
Auto-dimming interior rear view mirror

Seating and Interior Trim

Fabric 8-way semi-powered front seats

Infotainment

10" Pivi Pro
Smartphone Pack
Connected Navigation Pro
Sound System 180W with 6 speakers

Driver Assistance

3D Surround Camera
360° Parking Aid
Wade Sensing
Cruise Control and Speed Limiter
Lane Keep Assist
Emergency Braking
Traffic Sign Recognition and Adaptive Speed Limiter

Defender 110 features in addition to Defender 90

Electronic Air Suspension with Adaptive Dynamics



¹19" Style 6009, 6 spoke, Gloss Sparkle Silver is standard on the P400 engine. ²Standard on Defender 90 only.

Please note that standard features may be replaced when selecting alternative trim levels. Standard features may also vary depending on country of purchase, engine variant and transmission. All in-car features should be used by drivers only when safe for them to do so. Drivers must ensure they are in full control of the vehicle at all times.



DESIGN

ACCESSORY PACKS

CAPABILITY

PRACTICALITY

TECHNOLOGY

PERSONALISATION

DEFENDER S

FEATURES IN ADDITION TO DEFENDER

Exterior Features

LED headlights with Auto High Beam Assist

Wheels and Tyres

19" Style 6010, 6 spoke, Gloss Sparkle Silver

Interior Features

Standard leather steering wheel and gearshift

Centre console with armrest

Seating and Interior Trim

Grained leather and Robust Woven Textile seat facings,
12-way semi-powered front seats

Infotainment

10" Pivi Pro with Interactive Driver Display

Click & Go integrated base unit



Please note that standard features may be replaced when selecting alternative trim levels. Standard features may also vary depending on country of purchase, engine variant and transmission. All in-car features should be used by drivers only when safe for them to do so. Drivers must ensure they are in full control of the vehicle at all times.



DESIGN

ACCESSORY PACKS

CAPABILITY

PRACTICALITY

TECHNOLOGY

PERSONALISATION

DEFENDER SE

FEATURES IN ADDITION TO DEFENDER S

Exterior Features

Premium LED headlights with signature DRL
Front fog lights
Keyless Entry
Body-coloured door handles

Wheels and Tyres

20" Style 5094, 5 spoke, Gloss Sparkle Silver

Interior Features

ClearSight interior rear view mirror*
Electric steering column

Seating and Interior Trim

Grained leather and Robust Woven Textile seat facings, 12-way electric memory front seats with 2-way manual headrests

Infotainment

Meridian™ Sound System 400W with 10 speakers plus subwoofer

Driver Assistance

Blind Spot Assist Pack



*Feature subject to local regulations. If bifocal or varifocal users cannot easily adjust focus on the ClearSight digital rear view image, they may revert to rear view mirror mode at any time.

Please note that standard features may be replaced when selecting alternative trim levels. Standard features may also vary depending on country of purchase, engine variant and transmission. All in-car features should be used by drivers only when safe for them to do so. Drivers must ensure they are in full control of the vehicle at all times.



DESIGN

ACCESSORY PACKS

CAPABILITY

PRACTICALITY

TECHNOLOGY

PERSONALISATION

DEFENDER HSE

FEATURES IN ADDITION TO DEFENDER SE

Exterior Features

Folding fabric roof*
Matrix LED headlights with signature DRL

Wheels and Tyres

20" Style 5095, 5 split-spoke, Gloss Dark Grey with contrast Diamond Turned finish

Interior Features

Leather steering wheel
Extended Leather Upgrade
Carpet Mats

Seating and Interior Trim

Windsor leather 14-way heated and cooled electric memory front seats with 4-way manual headrests

Driver Assistance

Driver Assist Pack

Defender 110 features in addition to Defender 90

Sliding panoramic roof



*Market dependent. On Defender 90 models only.

Please note that standard features may be replaced when selecting alternative trim levels. Standard features may also vary depending on country of purchase, engine variant and transmission. All in-car features should be used by drivers only when safe for them to do so. Drivers must ensure they are in full control of the vehicle at all times.



DESIGN

ACCESSORY PACKS

CAPABILITY

PRACTICALITY

TECHNOLOGY

PERSONALISATION

DEFENDER X

Capability and off-road looks mean you can tackle even the most challenging conditions and terrains in absolute confidence. There's tough. And there's Defender X.

Vehicle shown is Defender 110 X in Gondwana Stone.
Accessories shown: Front Undershield. (Available mid-2020).



DESIGN

ACCESSORY PACKS

CAPABILITY

PRACTICALITY

TECHNOLOGY

PERSONALISATION



Defender X unique seat materials. Illuminated metal treadplates. A range of capability enabling features as standard. Defender X lets you tackle any terrain, any time.

[BUILD YOUR OWN](#)



DESIGN

ACCESSORY PACKS

CAPABILITY

PRACTICALITY

TECHNOLOGY

PERSONALISATION

DEFENDER X

FEATURES IN ADDITION TO DEFENDER HSE

Exterior Features

Black contrast roof and bonnet
Sliding panoramic roof
Starlight Satin Chrome exterior accents
Orange brake calipers
Rear recovery eyes

Wheels and Tyres

20" Style 5098, 5 spoke, Satin Dark Grey

Capability

Electronic Air Suspension with Adaptive Dynamics
Electronic Active Differential
Terrain Response 2
Configurable Terrain Response

Interior Features

Cross car beam in Dark Grey Powder Coat Brushed finish
Premium Cabin Lighting

Seating and Interior Trim

Windsor leather with Steelcut Premium Textile 14-way heated and cooled electric memory front seats with 4-way manual headrests

Infotainment

Meridian™ Surround Sound System 700W with 14 speakers plus subwoofer
Head-up Display



Please note that standard features may be replaced when selecting alternative trim levels. Standard features may also vary depending on country of purchase, engine variant and transmission. All in-car features should be used by drivers only when safe for them to do so. Drivers must ensure they are in full control of the vehicle at all times.



DESIGN

ACCESSORY PACKS

CAPABILITY

PRACTICALITY

TECHNOLOGY

PERSONALISATION

EXTERIOR COLOURS

Defender does take a nod to its origins. Its colours were influenced by earth or supercontinents, including Pangea and Gondwana. There's also Tasman Blue which is a modern reinvention of a heritage Defender colour. An optional Satin Protective Film* can also be applied to the vehicle's exterior. This can protect the paint from scratches and delivers a rich, Satin finish.

Configure your Defender online to view the range of paint colours and finishes.

*Linked feature with Contrast Roof.

[BUILD YOUR OWN](#)

SATIN FINISH (AS SHOWN) OR METALLIC

PANGEA GREEN



GONDWANA STONE



INDUS SILVER



METALLIC

TASMAN BLUE



EIGER GREY



SANTORINI BLACK



SOLID

FUJI WHITE



DESIGN

ACCESSORY PACKS

CAPABILITY

PRACTICALITY

TECHNOLOGY

PERSONALISATION

ROOF OPTIONS

When open, the folding fabric roof lets you truly feel part of your surroundings. Closed, it adds to your sense of privacy and protection from the elements. Flooding the interior with natural light, the sliding panoramic roof provides a spacious feel to the interior and a seamless connection to the world outside.

*Model dependent.

FOLDING FABRIC ROOF (DEFENDER 90 ONLY)



SLIDING PANORAMIC ROOF*



FIXED METAL ROOF



DESIGN

ACCESSORY PACKS

CAPABILITY

PRACTICALITY

TECHNOLOGY

PERSONALISATION

INTERIOR COLOURS

Four interior colourways and a range of seat materials to choose from.



DESIGN

ACCESSORY PACKS

CAPABILITY

PRACTICALITY

TECHNOLOGY

PERSONALISATION

EBONY/EBONY

Interior shown is Defender 110 with Ebony fabric seats and Ebony interior with cross car beam in Light Grey Powder Coat Brushed finish.



DESIGN

ACCESSORY PACKS

CAPABILITY

PRACTICALITY

TECHNOLOGY

PERSONALISATION

ACORN/LUNAR

Interior shown is Defender 110 First Edition with Acorn grained leather seat facings with Robust Woven Textile accent and Lunar interior with cross car beam in Light Grey Powder Coat Brushed finish.



DESIGN

ACCESSORY PACKS

CAPABILITY

PRACTICALITY

TECHNOLOGY

PERSONALISATION

KHAKI/EBONY

Interior shown is Defender 110 First Edition with Khaki grained leather seat facings with Robust Woven Textile accent and Ebony interior with cross car beam in Light Grey Powder Coat Brushed finish.



DESIGN

ACCESSORY PACKS

CAPABILITY

PRACTICALITY

TECHNOLOGY

PERSONALISATION

VINTAGE TAN/EBONY (DEFENDER X ONLY)

Interior shown is Defender 110 X with Vintage Tan/Ebony Windsor leather and Steelcut premium textile seats and Ebony interior with cross car beam in Dark Grey Powder Coat Brushed finish.



DESIGN

ACCESSORY PACKS

CAPABILITY

PRACTICALITY

TECHNOLOGY

PERSONALISATION

WHEELS & TYRES

There's a choice of 12 wheels across four sizes (18" - 22"), including our 18" White steel wheels. With an 815mm diameter, our toughest and most durable tyre family yet comes as standard.

The full-size spare wheel is mounted on the side-opening rear tailgate. So, it's easily accessible.



DESIGN

ACCESSORY PACKS

CAPABILITY

PRACTICALITY

TECHNOLOGY

PERSONALISATION

18" STYLE 5093,
GLOSS WHITE, STEEL



18" STYLE 5094, 5 SPOKE,
SATIN DARK GREY



19" STYLE 6009, 6 SPOKE,
GLOSS SPARKLE SILVER



19" STYLE 6010, 6 SPOKE,
GLOSS SPARKLE SILVER



19" STYLE 6010, 6 SPOKE,
GLOSS BLACK



20" STYLE 5094, 5 SPOKE,
GLOSS SPARKLE SILVER



DESIGN

ACCESSORY PACKS

CAPABILITY

PRACTICALITY

TECHNOLOGY

PERSONALISATION

20" STYLE 5098, 5 SPOKE, GLOSS SPARKLE SILVER

Only available on Defender First Edition.



20" STYLE 5098, 5 SPOKE, SATIN DARK GREY



20" STYLE 6011, 6 SPOKE, GLOSS BLACK

Only available with All-season tyres.



20" STYLE 5095, 5 SPLIT-SPOKE, GLOSS DARK GREY WITH CONTRAST DIAMOND TURNED FINISH



22" STYLE 5098, 5 SPOKE, GLOSS BLACK

Only available with All-season tyres.



22" STYLE 5098, 5 SPOKE, GLOSS SPARKLE SILVER

Only available with All-season tyres.



DESIGN

ACCESSORY PACKS

CAPABILITY

PRACTICALITY

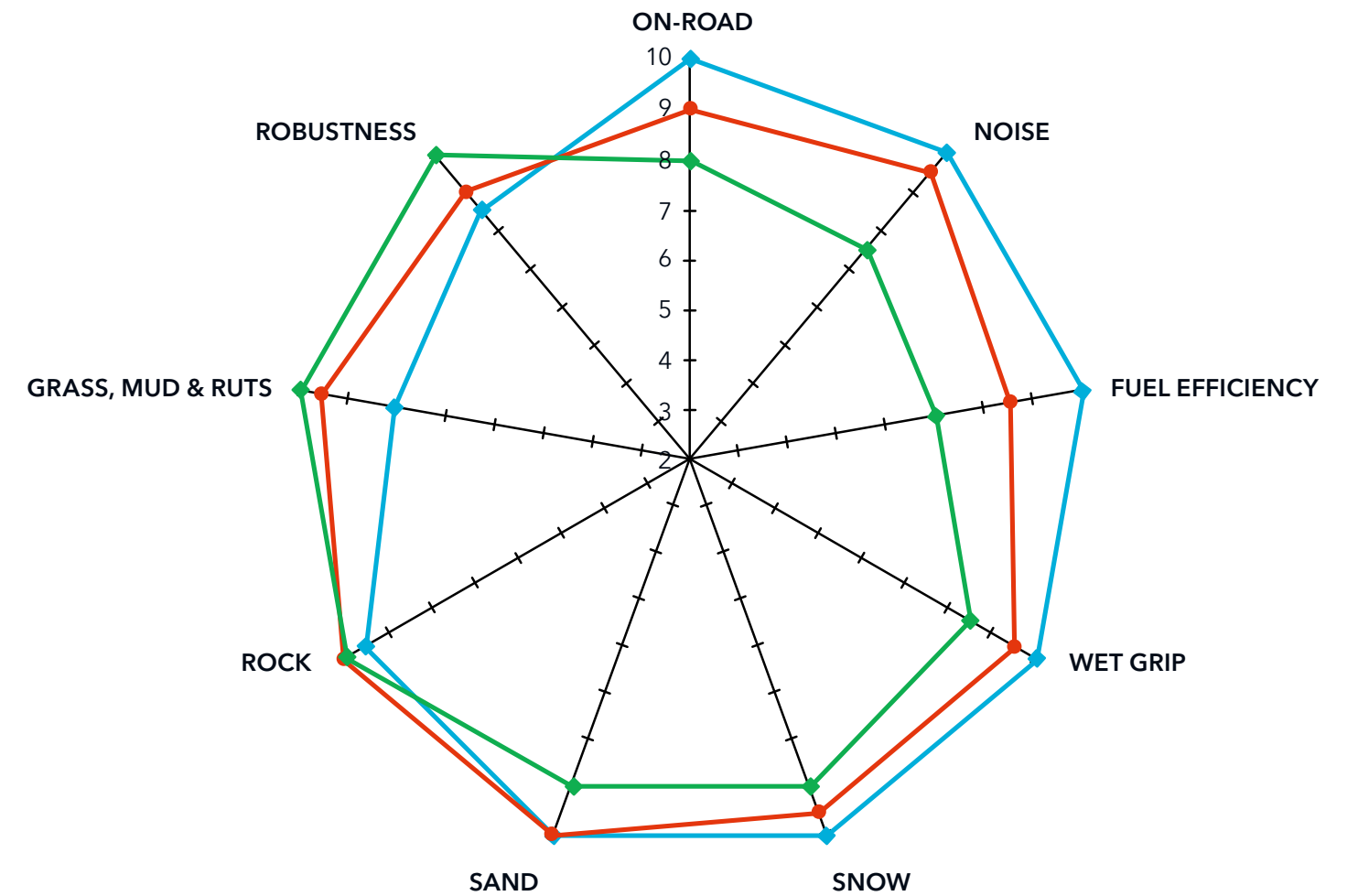
TECHNOLOGY

PERSONALISATION



TYRES

For the toughest demands. The most capable and tough vehicle needs tyres which are just as robust. That's why Land Rover Defender is equipped with 815mm diameter tyres as standard. They improve ground clearance, off-road geometry and traction. An increased sidewall depth also means the vehicle is less prone to punctures and can withstand more damage.



Distance from the centre indicates level of performance - 10 being best.

- All Season (Standard Fitment - Band A)
- Off-Road (Option Fitment - Band C)
- Professional Off-road (Market dependent. Retailer fitment only - Band E)



DESIGN

ACCESSORY PACKS

CAPABILITY

PRACTICALITY

TECHNOLOGY

PERSONALISATION



Inflatable Waterproof Awning¹ - Can be quickly deployed and fits to either the side or rear of the vehicle.

Chequer Body Protection Kit - Enjoy your adventure without worrying about the paintwork. This kit features additional protection for Defender's exterior.

Deployable Side Steps^{1,2} - These smart, practical steps make it easier to get in and out of the vehicle. Neatly stowed under the sills, the side steps automatically deploy as the door is opened, or when activated by the key fob.

Integrated Air Compressor - Fitted in the loadspace and can be used to inflate vehicle tyres, bike tyres, airbeds and other inflatable items.

Luxury Carpet Mats - Ebony, deep pile carpet mats with Bright finish Land Rover ingot branding. These durable mats also come fitted with protective rubber backing.

Illuminated Treadplates - The sill treadplates feature an illuminated DEFENDER script to the driver and front passenger side of the vehicle.

Seat Covers - Easily fitted and can be wiped clean. Help to protect seats from mud, dirt and wear and tear.



¹Available mid-2020.

²Defender 110 only.



DESIGN

ACCESSORY PACKS

CAPABILITY

PRACTICALITY

TECHNOLOGY

PERSONALISATION



Aqua Sports Carrier* - Carries a sailboard, canoe or kayak. Includes lockable multi-purpose holder to carry oars or paddles. Tilts to facilitate easy loading/unloading. Features lockable straps and rubber supports to maintain optimum weight distribution whilst protecting the equipment and vehicle from scratches/ scuffs. Maximum load capacity 45kg.

Ski/Snowboard Carrier* - Carries four pairs of skis or two snowboards and incorporates slider rails for easy loading, is also lockable for security. Maximum load capacity 36kg.

Wheel Mounted Bike Carrier* - Roof mounted, lockable bike carrier designed for holding a single bike, up to 20kg.

Luggage Roof Box* - Power-click quick mounting system with integrated torque indicator for easy and secure fixation with a single-handed grip. Opens from both sides with handles on the lid and inside the box, for convenient fitting, loading and unloading. Integrated base mat for extra secure loading. 410 litre capacity.



*Requires Roof Rails and Cross Bars.



DESIGN

ACCESSORY PACKS

CAPABILITY

PRACTICALITY

TECHNOLOGY

PERSONALISATION



Electrically Deployable Tow Bar - Stowed discreetly behind the rear bumper, providing a clean finish. It is designed to deploy/stow in 12 seconds and is operated via a switch in the rear loadspace, or by the infotainment system in the cabin.

Detachable Tow Bar - Convenient. Easy to use. The detachable tow bar maintains the vehicle's exterior design when removed or when stowed.

Multi-Height Tow Bar - The multi-height tow bar offers three towing height positions which you can swap easily between.

SAFE. COMFORTABLE. EVEN FOR YOUR PETS

Pet Loadspace Protection Pack* - Protect your loadspace from wet and muddy paws. This pack combines the Quilted Loadspace Liner, Full Height Luggage Partition and Spill Resistant Water Bowl.

Pet Transportation Pack* - Effortless. Anywhere. This pack allows you to transport your pets with absolute ease. It combines the Foldable Pet Carrier, Spill Resistant Water Bowl and Loadspace Rubber Mat.

Pet Care & Access Pack* - Ensure your pet has a comfortable and stress-free journey with the Full Height Luggage Partition, Quilted Loadspace Liner, Pet Access Ramp and Portable Rinse System.

*Defender 110 only.



DESIGN

ACCESSORY PACKS

CAPABILITY

PRACTICALITY

TECHNOLOGY

PERSONALISATION

ABOVE & BEYOND COLLECTION

Embodying Land Rover Defender's sheer strength, our Above and Beyond collection includes clothing and technical gifts. Each one proudly represents the vehicle's character.

Items from the Above and Beyond Collection are featured throughout this piece.

[EXPLORE THE COLLECTION](#)



DESIGN

ACCESSORY PACKS

CAPABILITY

PRACTICALITY

TECHNOLOGY

PERSONALISATION



Rodinia Hybrid Jacket - Ultimate versatility. Both showerproof and windproof, with quick-burst zip technology that changes the jacket into a gilet in one quick motion.

Above & Beyond Belt - Featuring the world's safest and strongest ANSI COBRA® buckle, made from heavy-grade nylon, this item is supremely capable. Tested to extremes.

Above & Beyond Pen - Superbly crafted. Underwater, upside down, through extremes of heat and cold - made with aircraft-grade aluminium, it will write wherever you want.

Reversible Base Layer - Designed to keep you warm or cool, the base layer adapts to your environment. Constructed with Merino wool and high-performance fabrics with wicking qualities.

Mirovia Seam Sealed Backpack - Resiliently protective. Its large, water-resistant roll top and heat-sealed seamed construction help defend contents from the elements.

Above & Beyond Flask - Essential for all journeys, made from double-walled stainless steel with a 500ml capacity. Robust construction for all environments with a paracord for ease of carrying.



DESIGN

ACCESSORY PACKS

CAPABILITY

PRACTICALITY

TECHNOLOGY

PERSONALISATION

PROUD PARTNERS

Tusk Trust - one of our prized partners for some 15 years - does truly remarkable work in the Borana Conservancy in Kenya. So where better to put Defender through additional tests? One of our prototypes went out there to tow heavy loads, wade through rivers and carry supplies across unforgiving terrain in a series of real-world trials at the 14,000-hectare reserve. Needless to say, the vehicle proved itself beyond any doubt.



DESIGN

ACCESSORY PACKS

CAPABILITY

PRACTICALITY

TECHNOLOGY

PERSONALISATION



BUILD YOUR OWN

Use the configurator to design your perfect Defender.



FIND A RETAILER

Search for a Land Rover Retailer near you.



COMPARE OUR VEHICLES

Select up to three Land Rover vehicles and compare them side by side.



KEEP ME INFORMED

Sign up for all of the latest Land Rover news.

YOUR PEACE OF MIND

> [CUSTOMER SERVICE](#)

> [LAND ROVER ROADSIDE ASSISTANCE](#)

> [LAND ROVER FINANCIAL SERVICES](#)

> [LAND ROVER FLEET & BUSINESS](#)



DESIGN

ACCESSORY PACKS

CAPABILITY

PRACTICALITY

TECHNOLOGY

PERSONALISATION

IMPORTANT NOTICE: Jaguar Land Rover Limited is constantly seeking ways to improve the specification, design and production of its vehicles, parts and accessories, and alterations take place continually. Whilst every effort is made to produce up-to-date literature, this brochure should not be regarded as an infallible guide to current specifications or availability, nor does it constitute an offer for the sale of any particular vehicle, part or accessory. Distributors and Retailers are not agents of Jaguar Land Rover Limited by any express or implied undertaking or representation.

COLOURS: Image colours reproduced here are provided for illustrative purposes only. Colours are reproduced on-screen and may therefore vary compared to the actual finish. The company reserves the right to alter or withdraw any colour finish without notice. Some of these colours may not be obtainable in your country. Please check availability of colours and current specifications with your Land Rover Retailer. Distributors and Retailers are not agents of Jaguar Land Rover Limited and have absolutely no authority to bind Jaguar Land Rover Limited to any express or implied undertaking or representation.

Information and images displayed in relation to the InControl technology, including Touchscreen, App screens, or sequences are subject to regular software updates, version control and other system/visual changes depending on options selected.

Optional features and their availability may differ by vehicle specification (model and powertrain), or require the installation of other features in order to be fitted. Please contact your local Retailer for more details, or configure your vehicle online. All in-car features should be used by drivers only when safe for them to do so. Drivers must ensure they are in full control of the vehicle at all times. Certain features require an appropriate SIM with a suitable data contract, which will require a further subscription after the initial term advised by your Retailer.

Castrol EDGE Professional exclusively recommended by Land Rover.

Android™ is a trademark of Google LLC.

ANSI Cobra © 2019 AUSTRALPIN.

Apple® is a registered trademark of Apple Inc., registered in the US and other countries.

Meridian™ is a registered trademark of Meridian Audio Ltd. Trifield™ and the “three fields” device is a trademark of Trifield Productions Ltd.

Musto® is a trademark of Musto Limited.

Vehicle shown is Defender 110 X in Gondwana Stone.

Jaguar Land Rover Limited

Registered Office: Abbey Road, Whitley,
Coventry CV3 4LF United Kingdom.

Registered in England: Number 1672070

landrover.com

© Copyright Jaguar Land Rover Limited 2019.



DESIGN

ACCESSORY PACKS

CAPABILITY

PRACTICALITY

TECHNOLOGY

PERSONALISATION

THE NEW LAND ROVER DEFENDER

TECHNICAL SPECIFICATION 2019



ABOVE & BEYOND



DEFENDER 90 TECHNICAL SPECIFICATION – DIESEL

ENGINE			D200		D240	
Transmission			Automatic		Automatic	
Driveline			All Wheel Drive (AWD)		All Wheel Drive (AWD)	
Maximum power (PS/rpm)			200 / 4.000		240 / 4.000	
Maximum torque (Nm/rpm)			430 / 1.400		430 / 1.400	
Capacity (cc)			1.999		1.999	
No. of cylinders/Valves per cylinder			4 / 4		4 / 4	
Cylinder layout			In-line		In-line	
Bore/stroke (mm)			83,0 / 92,4		83,0 / 92,4	
Compression ratio (:1)			15,5:1+ / -0,5		15,5:1+ / -0,5	
Fuel tank capacity - useable litres			83,5		83,5	
Diesel Exhaust Fluid (DEF) - useable litres			20,7		20,7	
Diesel Particulate Filter (DPF)			■		■	
FUEL ECONOMY - NEDC EQUIVALENT (NEDC2)*			Class A		Class C	
Seating			5 / 6		5 / 6	
NEDC2 Consumption	Urban	l/100km (mpg)	8,3 (34,0)		8,7 (32,5)	
	Extra Urban	l/100km (mpg)	7,1 (39,8)		7,2 (39,2)	
	Combined	l/100km (mpg)	7,5 (37,7)		7,7 (36,7)	
NEDC2 CO ₂ Emissions	Urban	g/km	220		229	
	Extra Urban	g/km	186 / 187		189 / 189	
	Combined	g/km	199		203	
FUEL ECONOMY - WLTP**			TEL - TEH[†]		TEL - TEH[†]	
Seating			5 / 6		5 / 6	
WLTP Consumption Test Energy	Low	l/100km (mpg)	10,8-11,2 (26,3-25,3) / 10,8-11,2 (26,2-25,2)		10,8-11,2 (26,3-25,3) / 10,8-11,2 (26,2-25,2)	
	Medium	l/100km (mpg)	8,3-9,0 (34,1-31,5) / 8,3-9,0 (33,9-31,4)		8,3-9,0 (34,1-31,5) / 8,3-9,0 (33,9-31,4)	
	High	l/100km (mpg)	7,6-8,3 (37,0-34,1) / 7,7-8,3 (36,9-34,0)		7,6-8,3 (37,0-34,1) / 7,7-8,3 (36,9-34,0)	
	Extra High	l/100km (mpg)	9,3-10,1 (30,4-28,1) / 9,3-10,1 (30,4-28,0)		9,3-10,1 (30,4-28,1) / 9,3-10,1 (30,4-28,0)	
	Combined	l/100km (mpg)	8,8-9,4 (32,2-29,9) / 8,8-9,5 (32,1-29,9)		8,8-9,4 (32,2-29,9) / 8,8-9,5 (32,1-29,9)	
WLTP CO ₂ Emissions	Low	g/km	282-294 / 283-294		282-294 / 283-294	
	Medium	g/km	218-235 / 219-236		218-235 / 219-236	
	High	g/km	200-218 / 201-218		200-218 / 201-218	
	Extra High	g/km	243-264 / 244-264		243-264 / 244-264	
	Combined	g/km	230-248 / 231-248		230-248 / 231-248	

■ Standard

*The figures provided are NEDC2 calculated from official manufacturer's WLTP tests in accordance with EU legislation. For comparison purposes only. Real world figures may differ. CO₂ and fuel economy figures may vary according to wheel fitment and optional extras fitted. NEDC2 are figures calculated using a Government formula from WLTP figures equivalent to what they would have been under the old NEDC test. The correct tax treatment can then be applied. **WLTP is the new official EU test used to calculate standardised fuel consumption and CO₂ figures for passenger cars. It measures fuel, energy consumption, range and emissions. This is designed to provide figures closer to real-world driving behaviour. It tests vehicles with optional equipment and with a more demanding test procedure and driving profile. †TEL (Test Energy Low) and TEH (Test Energy High) figures are shown as a range under WLTP testing measures. TEL refers to the lowest/most economical figures (with the lightest set of options). TEH refers to the highest/least economical figures (with the heaviest set of options). WLTP legislation dictates that where there is <5g CO₂ variance between TEL and TEH, only the TEH is declared.

Class A (All wheels with All-season tyres)
Class C (All wheels with Off-road tyres)

DEFENDER 90 TECHNICAL SPECIFICATION – PETROL

ENGINE			P300		P400 MHEV	
Transmission			Automatic		Automatic	
Driveline			All Wheel Drive (AWD)		All Wheel Drive (AWD)	
Maximum power (PS/rpm)			300 / 5.500		400 / 5.500	
Maximum torque (Nm/rpm)			400 / 1.500-4.000		550 / 2.000-5.000	
Capacity (cc)			1.997		2.996	
No. of cylinders/Valves per cylinder			4 / 4		6 / 4	
Cylinder layout			In-line		In-line	
Bore/stroke (mm)			83,0 / 92,29		83,0 / 92,29	
Compression ratio (:1)			9,5+ / -0,5		10,5+ / -0,3	
Fuel tank capacity - useable litres			88,5		88,5	
FUEL ECONOMY - NEDC EQUIVALENT (NEDC2)*			Class A	Class C	Class A	Class C
Seating			5 / 6	5 / 6	5 / 6	5 / 6
NEDC2 Consumption	Urban	l/100km (mpg)	11,3 (25,0) / 11,5 (24,6)	11,6 (24,4) / 11,8 (23,9)	12,1 (23,3) / 12,1 (23,3)	12,4 (22,8) / 12,4 (22,8)
	Extra Urban	l/100km (mpg)	8,9 (31,7) / 9,0 (31,4)	9,1 (31,0) / 9,2 (30,7)	8,1 (34,9) / 8,1 (34,9)	8,4 (33,6) / 8,4 (33,6)
	Combined	l/100km (mpg)	9,8 (28,8) / 9,9 (28,5)	10,0 (28,2) / 10,2 (27,7)	9,6 (29,4) / 9,6 (29,4)	9,8 (28,2) / 9,9 (28,5)
NEDC2 CO ₂ Emissions	Urban	g/km	259 / 263	266 / 271	278 / 278	284 / 284
	Extra Urban	g/km	203 / 205	209 / 211	185 / 185	192 / 192
	Combined	g/km	224 / 227	230 / 233	219 / 219	225 / 226
FUEL ECONOMY - WLTP**			TEL - TEH†		TEL - TEH†	
Seating			5 / 6		5 / 6	
WLTP Consumption Test Energy	Low	l/100km (mpg)	14,0-14,9 (20,1-19,0) / 14,1-14,9 (20,0-18,9)		14,6-15,5 (19,3-18,3) / 14,7-15,5 (19,2-18,2)	
	Medium	l/100km (mpg)	10,7-11,6 (26,4-24,3) / 10,8-11,6 (26,2-24,3)		10,4-11,1 (27,1-25,4) / 10,5-11,2 (26,9-25,3)	
	High	l/100km (mpg)	9,7-10,6 (29,1-26,7) / 9,8-10,6 (29,0-26,7)		9,3-10,1 (30,4-27,9) / 9,3-10,1 (30,3-27,9)	
	Extra High	l/100km (mpg)	11,8-12,9 (23,9-21,8) / 11,8-13,0 (23,8-21,8)		11,5-12,7 (24,5-22,2) / 11,6-12,7 (24,4-22,2)	
	Combined	l/100km (mpg)	11,2-12,2 (25,1-23,2) / 11,3-12,2 (25,0-23,1)		11,0-12,0 (25,6-23,6) / 11,1-12,0 (25,5-23,6)	
WLTP CO ₂ Emissions	Low	g/km	319-338 / 320-339		333-351 / 334-352	
	Medium	g/km	243-263 / 244-264		237-253 / 238-253	
	High	g/km	220-240 / 221-240		211-230 / 212-230	
	Extra High	g/km	268-293 / 269-294		262-289 / 263-289	
	Combined	g/km	255-277 / 256-277		251-271 / 252-272	

*The figures provided are NEDC2 calculated from official manufacturer's WLTP tests in accordance with EU legislation. For comparison purposes only. Real world figures may differ. CO₂ and fuel economy figures may vary according to wheel fitment and optional extras fitted. NEDC2 are figures calculated using a Government formula from WLTP figures equivalent to what they would have been under the old NEDC test. The correct tax treatment can then be applied. **WLTP is the new official EU test used to calculate standardised fuel consumption and CO₂ figures for passenger cars. It measures fuel, energy consumption, range and emissions. This is designed to provide figures closer to real-world driving behaviour. It tests vehicles with optional equipment and with a more demanding test procedure and driving profile. †TEL (Test Energy Low) and TEH (Test Energy High) figures are shown as a range under WLTP testing measures. TEL refers to the lowest/most economical figures (with the lightest set of options). TEH refers to the highest/least economical figures (with the heaviest set of options). WLTP legislation dictates that where there is <5g CO₂ variance between TEL and TEH, only the TEH is declared.

Class A (All wheels with All-season tyres)
Class C (All wheels with Off-road tyres)

DEFENDER 90 TECHNICAL SPECIFICATION

	DIESEL		PETROL	
	D200	D240	P300	P400 MHEV
PERFORMANCE				
Acceleration (secs) 0-100km/h (0-60mph)	10,2 (9,6)	9,0 (8,6)	8,0 (7,6)	6,0 (5,7)*
Maximum speed km/h (mph)	175 (109)	188 (117)	191 (119)	208 / 191 (129 / 119)**
BRAKES				
Front type	Twin piston sliding fist caliper		Twin piston sliding fist caliper	4 piston opposed 2 piece caliper
Front diameter (mm)	349	349	349	363
Rear type	Single piston sliding fist		Single piston sliding fist	Single piston sliding fist
Rear diameter (mm)	325	325	325	350
Park Brake	Integrated motor-on caliper		Integrated motor-on caliper	
WEIGHTS (kg)[†]				
Seating	5 / 6	5 / 6	5 / 6	5 / 6
Unladen weight (EU) ^{††}	2.208 / 2.231	2.208 / 2.231	2.140 / 2.162	2.245 / 2.268 (2.351 / 2.362) ^{††}
Unladen weight (DIN) [†]	2.133 / 2.156	2.133 / 2.156	2.065 / 2.087	2.170 / 2.193 (2.276 / 2.287) ^{††}
Gross Vehicle Weight (GVW)	2.940 / 2.970	2.940 / 2.970	2.910 / 2.950	2.970 / 3.000
Maximum Payload [‡]	Up to 760	Up to 760	Up to 810	Up to 760
TOWING (kg)				
Seating	5 / 6	5 / 6	5 / 6	5 / 6
Unbraked trailer	750	750	750	750
Maximum towing	3.500	3.500	3.500	3.500
Maximum coupling point/nose weight	150	150	150	150
Maximum vehicle and trailer combination	6.440 / 6.470	6.440 / 6.470	6.410 / 6.450	6.470 / 6.500
ROOF CARRYING (kg)				
Maximum roof load (including cross bars)	80 / 100 ^Δ	80 / 100 ^Δ	80 / 100 ^Δ	80 / 100 ^Δ
Maximum dynamic roof load (including Expedition Roof Rack)	80 / 118 ▲	80 / 118 ▲	80 / 118 ▲	80 / 118 ▲
Maximum static roof load (including Expedition Roof Rack)	300	300	300	300

*6,3 (6,0) on P400 X models. **Max speed is 208km/h (129mph) when fitted with 22" wheels. †Weights reflect vehicles to standard specifications. Optional extras increase weight. ††Includes a 75kg driver, full fluids and 90% fuel. ‡Includes full fluids and 90% fuel. ††P400 X model. ΔRoof load allows for up to 100kg when fitted Off-road tyres. ‡Dependent on specifications and seating configuration. ▲Dynamic roof load allows for up to 118kg when fitted with Off-road tyres.

DEFENDER 110 TECHNICAL SPECIFICATION – DIESEL

ENGINE			D200		D240	
Transmission			Automatic		Automatic	
Driveline			All Wheel Drive (AWD)		All Wheel Drive (AWD)	
Maximum power (PS/rpm)			200 / 4.000		240 / 4.000	
Maximum torque (Nm/rpm)			430 / 1.400		430 / 1.400	
Capacity (cc)			1.999		1.999	
No. of cylinders/Valves per cylinder			4 / 4		4 / 4	
Cylinder layout			In-line		In-line	
Bore/stroke (mm)			83,0 / 92,4		83,0 / 92,4	
Compression ratio (:1)			15,5:1+ / -0,5		15,5:1+ / -0,5	
Fuel tank capacity - useable litres			85		85	
Diesel Exhaust Fluid (DEF) - useable litres			20,7		20,7	
Diesel Particulate Filter (DPF)			■		■	
FUEL ECONOMY - NEDC EQUIVALENT (NEDC2)*			Class A		Class C	
Seating			5 / 5 + 2		5 / 5 + 2	
NEDC2 Consumption	Urban	l/100km (mpg)	8,4 (33,6) / 8,4 (33,6)		8,7 (32,5) / 8,8 (32,1)	
	Extra Urban	l/100km (mpg)	7,1 (39,8)		7,2 (39,2)	
	Combined	l/100km (mpg)	7,6 (37,2) / 7,6 (37,2)		7,7 (36,7) / 7,8 (36,2)	
NEDC2 CO ₂ Emissions	Urban	g/km	221 / 221		230 / 231	
	Extra Urban	g/km	187		189	
	Combined	g/km	199 / 199		204 / 205	
FUEL ECONOMY - WLTP**			TEL - TEH†		TEL - TEH†	
Seating			5 / 5 + 2		5 / 5 + 2	
WLTP Consumption Test Energy	Low	l/100km (mpg)	10,9-11,3 (25,9-24,9) / 11,0-11,4 (25,7-24,7)		10,9-11,3 (25,9-24,9) / 11,0-11,4 (25,7-24,7)	
	Medium	l/100km (mpg)	8,5-9,2 (33,2-30,8) / 8,6-9,3 (32,8-30,5)		8,5-9,2 (33,2-30,8) / 8,6-9,3 (32,8-30,5)	
	High	l/100km (mpg)	7,8-8,4 (36,4-33,6) / 7,8-8,5 (36,0-33,3)		7,8-8,4 (36,4-33,6) / 7,8-8,5 (36,0-33,3)	
	Extra High	l/100km (mpg)	9,4-10,1 (30,1-28,0) / 9,4-10,2 (29,9-27,8)		9,4-10,1 (30,1-28,0) / 9,4-10,2 (29,9-27,8)	
	Combined	l/100km (mpg)	8,9-9,6 (31,7-29,5) / 9,0-9,6 (31,4-29,3)		8,9-9,6 (31,7-29,5) / 9,0-9,6 (31,4-29,3)	
WLTP CO ₂ Emissions	Low	g/km	287-298 / 289-300		287-298 / 289-300	
	Medium	g/km	223-240 / 226-243		223-240 / 226-243	
	High	g/km	204-220 / 206-222		204-220 / 206-222	
	Extra High	g/km	246-265 / 248-266		246-265 / 248-266	
	Combined	g/km	234-251 / 236-253		234-251 / 236-253	

■ Standard

*The figures provided are NEDC2 calculated from official manufacturer's WLTP tests in accordance with EU legislation. For comparison purposes only. Real world figures may differ. CO₂ and fuel economy figures may vary according to wheel fitment and optional extras fitted. NEDC2 are figures calculated using a Government formula from WLTP figures equivalent to what they would have been under the old NEDC test. The correct tax treatment can then be applied. **WLTP is the new official EU test used to calculate standardised fuel consumption and CO₂ figures for passenger cars. It measures fuel, energy consumption, range and emissions. This is designed to provide figures closer to real-world driving behaviour. It tests vehicles with optional equipment and with a more demanding test procedure and driving profile. †TEL (Test Energy Low) and TEH (Test Energy High) figures are shown as a range under WLTP testing measures. TEL refers to the lowest/most economical figures (with the lightest set of options). TEH refers to the highest/least economical figures (with the heaviest set of options). WLTP legislation dictates that where there is <5g CO₂ variance between TEL and TEH, only the TEH is declared.

Class A (All wheels with All-season tyres)
Class C (All wheels with Off-road tyres)

DEFENDER 110 TECHNICAL SPECIFICATION – PETROL

ENGINE			P300		P400 MHEV	
Transmission			Automatic		Automatic	
Driveline			All Wheel Drive (AWD)		All Wheel Drive (AWD)	
Maximum power (PS/rpm)			300 / 5.500		400 / 5.500	
Maximum torque (Nm/rpm)			400 / 1.500-4.000		550 / 2.000-5.000	
Capacity (cc)			1.997		2.996	
No. of cylinders/Valves per cylinder			4 / 4		6 / 4	
Cylinder layout			In-line		In-line	
Bore/stroke (mm)			83,0 / 92,29		83,0 / 92,29	
Compression ratio (:1)			9,5+ / -0,5		10,5+ / -0,3	
Fuel tank capacity - useable litres			90		90	
FUEL ECONOMY - NEDC EQUIVALENT (NEDC2)*			Class A		Class C	
Seating			5 / 5 + 2		5 / 5 + 2	
NEDC2 Consumption	Urban	l/100km (mpg)	11,5 (24,6) / 11,6 (24,4)	11,9 (23,7) / 11,9 (23,7)	12,2 (23,2) / 12,2 (23,2)	12,5 (22,6) / 12,5 (22,6)
	Extra Urban	l/100km (mpg)	9,0 (31,4) / 9,0 (31,4)	9,3 (30,4) / 9,3 (30,4)	8,1 (34,9) / 8,1 (34,9)	8,4 (33,6) / 8,5 (33,2)
	Combined	l/100km (mpg)	9,9 (28,5)	10,2 (27,7)	9,6 (29,4)	9,9 (28,5)
NEDC2 CO ₂ Emissions	Urban	g/km	264 / 265	272 / 272	279 / 279	285 / 286
	Extra Urban	g/km	206 / 206	212 / 212	186 / 186	193 / 194
	Combined	g/km	227 / 228	234 / 234	220 / 220	226 / 227
FUEL ECONOMY - WLTP**			TEL - TEH†		TEL - TEH†	
Seating			5 / 5 + 2		5 / 5 + 2	
WLTP Consumption Test Energy	Low	l/100km (mpg)	14,3-15,2 (19,7-18,6) / 14,5-15,3 (19,5-18,4)		14,9-15,8 (18,9-17,9) / 15,1-15,9 (18,7-17,7)	
	Medium	l/100km (mpg)	11,0-11,9 (25,7-23,8) / 11,1-12,0 (25,4-23,5)		10,7-11,4 (26,5-24,9) / 10,8-11,4 (26,2-24,7)	
	High	l/100km (mpg)	9,9-10,7 (28,5-26,4) / 10,0-10,8 (28,3-26,1)		9,5-10,3 (29,9-27,5) / 9,5-10,3 (29,6-27,3)	
	Extra High	l/100km (mpg)	12,0-13,0 (23,6-21,7) / 12,1-13,1 (23,4-21,5)		11,7-12,8 (24,1-22,1) / 11,8-12,8 (24,0-22,0)	
	Combined	l/100km (mpg)	11,5-12,4 (24,7-22,8) / 11,6-12,5 (24,4-22,6)		11,2-12,1 (25,2-23,3) / 11,3-12,2 (24,9-23,2)	
WLTP CO ₂ Emissions	Low	g/km	326-344 / 329-348		340-359 / 343-362	
	Medium	g/km	249-269 / 253-272		242-258 / 245-260	
	High	g/km	224-243 / 226-245		215-233 / 217-235	
	Extra High	g/km	272-296 / 274-298		266-290 / 268-291	
	Combined	g/km	260-280 / 262-283		255-275 / 257-277	

*The figures provided are NEDC2 calculated from official manufacturer's WLTP tests in accordance with EU legislation. For comparison purposes only. Real world figures may differ. CO₂ and fuel economy figures may vary according to wheel fitment and optional extras fitted. NEDC2 are figures calculated using a Government formula from WLTP figures equivalent to what they would have been under the old NEDC test. The correct tax treatment can then be applied. **WLTP is the new official EU test used to calculate standardised fuel consumption and CO₂ figures for passenger cars. It measures fuel, energy consumption, range and emissions. This is designed to provide figures closer to real-world driving behaviour. It tests vehicles with optional equipment and with a more demanding test procedure and driving profile. †TEL (Test Energy Low) and TEH (Test Energy High) figures are shown as a range under WLTP testing measures. TEL refers to the lowest/most economical figures (with the lightest set of options). TEH refers to the highest/least economical figures (with the heaviest set of options). WLTP legislation dictates that where there is <5g CO₂ variance between TEL and TEH, only the TEH is declared.

Class A (All wheels with All-season tyres)
Class C (All wheels with Off-road tyres)

DEFENDER 110 TECHNICAL SPECIFICATION

	DIESEL		PETROL	
	D200	D240	P300	P400 MHEV
PERFORMANCE				
Acceleration (secs) 0-100km/h (0-60mph)	10,3 (9,9)	9,1 (8,7)	8,1 (7,7)	6,1 (5,8)*
Maximum speed km/h (mph)	175 (109)	188 (117)	191 (119)	208 / 191 (129 / 119)**
BRAKES				
Front type	Twin piston sliding fist caliper		Twin piston sliding fist caliper	4 piston opposed 2 piece caliper
Front diameter (mm)	349	349	349	363
Rear type	Single piston sliding fist		Single piston sliding fist	Single piston sliding fist
Rear diameter (mm)	325	325	325	350
Park Brake	Integrated motor-on caliper		Integrated motor-on caliper	
WEIGHTS (kg)[†]				
Seating	5 / 5 + 2	5 / 5 + 2	5 / 5 + 2	5 / 5 + 2
Unladen weight (EU) ^{††}	2.323 / 2.380	2.323 / 2.380	2.261 / 2.318	2.361 / 2.418 (2.463 / 2.518) ^{††}
Unladen weight (DIN) [‡]	2.248 / 2.305	2.248 / 2.305	2.186 / 2.243	2.286 / 2.343 (2.388 / 2.443) ^{††}
Gross Vehicle Weight (GVW)	3.150 / 3.215	3.150 / 3.215	3.105 / 3.200	3.165 / 3.250
Maximum Payload [°]	Up to 850	Up to 850	Up to 900	Up to 850
TOWING (kg)				
Seating	5 / 5 + 2	5 / 5 + 2	5 / 5 + 2	5 / 5 + 2
Unbraked trailer	750	750	750	750
Maximum towing	3.500	3.500	3.500	3.500
Maximum coupling point/nose weight	150	150	150	150
Maximum vehicle and trailer combination	6.650 / 6.715	6.650 / 6.715	6.605 / 6.700	6.665 / 6.750
ROOF CARRYING (kg)				
Maximum roof load (including cross bars)	100	100	100	100
Maximum dynamic roof load (including Expedition Roof Rack)	100 / 168 ▲	100 / 168 ▲	100 / 168 ▲	100 / 168 ▲
Maximum static roof load (including Expedition Roof Rack)	300	300	300	300

*6,4 (6,1) on P400 X models. **Max speed is 208km/h (129mph) when fitted with 22" wheels. †Weights reflect vehicles to standard specifications. Optional extras increase weight. ††Includes a 75kg driver, full fluids and 90% fuel. ‡Includes full fluids and 90% fuel. ††P400 X model. °Dependent on specifications and seating configuration. ▲Dynamic roof load allows for up to 168kg when fitted with Off-road tyres.

DEFENDER 90 DIMENSIONS AND CAPABILITY

RIDE HEIGHT

With roof antenna (Coil suspension / Air suspension)
1.974mm / 1.969mm

HEADROOM

Maximum front/rear headroom
with standard roof 1.030mm / 980mm
with panoramic roof 1.030mm / 946mm
with folding fabric roof 1.030mm / 946mm

LEGROOM

Maximum front legroom 993mm
Maximum rear legroom second row 929mm

LOADSPACE CAPACITY

Height 904mm, Width 1.183mm
Loadspace width between arches 1.124mm
Maximum loadspace volume
behind first row Dry* 1.263 litres, Wet* 1.563 litres
behind second row Dry* 297 litres, Wet* 397 litres

OBSTACLE CLEARANCE

Off-road (Coil suspension / Air suspension) 225mm / 291mm
Standard (Coil suspension / Air suspension) 225mm / 216mm

TURNING CIRCLE

Kerb-to-kerb 11,3m
Wall-to-wall 12,0m
Turns lock-to-lock 2,7

WADING DEPTH

Maximum wading depth
Air suspension 900mm
Coil suspension 850mm

*Dry: volume as measured with VDA-compliant solid blocks (200mm x 50mm x 100mm). Wet: volume as measured by simulating the loadspace filled with liquid.

**In off-road height and tow eye cover removed.

Fitting of side tubes or side steps may affect the off-road capability of the vehicle. Challenging off-road driving requires full training and experience.

Width 2.008mm mirrors folded
Width 2.105mm mirrors out



Front wheel track
Air suspension 1.706mm
Coil suspension 1.704mm



Rear wheel track
1.702mm

Length behind
second row 460mm



Loadspace
width
1.183mm

Length behind
first row 1.313mm

Overall length 4.583mm



	A	B	C
Ride Height			
Approach Angle	31,5° (38,0°)	25,5° (31,0°)	35,5° (40,0°)
Ramp Angle		25,0° (24,2°)	
Departure Angle			37,9° (37,6°)
Off-road** - Coil (Air)			
Standard - Coil (Air)	31,0° (30,1°)		



DEFENDER 110 DIMENSIONS AND CAPABILITY

RIDE HEIGHT

With roof antenna 1.967mm

HEADROOM

Maximum front/rear headroom 1.032mm / 1.025mm

LEGROOM

Maximum front legroom 993mm

Maximum rear legroom second row (5 seat / 5 + 2 seat)

992 / 975mm

LOADSPACE CAPACITY

Height 904mm, Width (5 seat / 5 + 2 seat) 1.211 / 1.188mm

Loadspace width between arches 1.160mm

Maximum loadspace volume

behind first row (5 seat / 5 + 2 seat)

Dry* 1.946 / 1.826 litres, Wet* 2.380 / 2.233 litres

behind second row (5 seat / 5 + 2 seat)

Dry* 857 / 743 litres, Wet* 1.075 / 916 litres

behind third row Dry* 160 litres, Wet* 231 litres

OBSTACLE CLEARANCE

Off-road 291mm

Standard 218mm

TURNING CIRCLE

Kerb-to-kerb 12,84m

Wall-to-wall 13,12m

Turns lock-to-lock 2,7

WADING DEPTH

Maximum wading depth 900mm

*Dry: volume as measured with VDA-compliant solid blocks (200mm x 50mm x 100mm). Wet: volume as measured by simulating the loadspace filled with liquid.

**In off-road height and tow eye cover removed.

Fitting of side tubes or side steps may affect the off-road capability of the vehicle. Challenging off-road driving requires full training and experience.

Width 2.008mm mirrors folded
Width 2.105mm mirrors out



Front wheel track
1.704,1mm



Rear wheel track
1.699,7mm


Length behind
second row (5 seat / 5 + 2 seat) 919 / 900mm



Loadspace width
(5 seat /
5 + 2 seat)
1.211 / 1.188mm

Length behind
first row (5 seat / 5 + 2 seat) 1.763 / 1.789mm

Overall length 5.018mm



	A	B	C
Ride Height			
Off-road**	38,0°	28,0°	40,0°
Standard	30,1°	22,0°	37,7°

