



# F-TYPE



ENTER  
swipe to interact



“JAGUAR DESIGN ENCAPSULATES AN ILLUSTRIOUS RACING BLOODLINE. DRAMATIC PROPORTIONS, GRACEFUL CONTOURS, AND AN ASSERTIVE POSTURE.”



  
**JULIAN THOMSON**  
JAGUAR DESIGN DIRECTOR



**i** **DISCLAIMERS**  
Tap the caveat symbol to view the disclaimer related to a vehicle feature.

**VEHICLES SHOWN ARE FROM THE JAGUAR GLOBAL RANGE. SPECIFICATIONS, OPTIONS AND AVAILABILITY MAY VARY BETWEEN MARKETS AND SHOULD BE VERIFIED WITH YOUR LOCAL JAGUAR RETAILER. CO<sub>2</sub> AND FUEL ECONOMY FIGURES MAY VARY ACCORDING TO WHEEL FITMENT AND OPTIONAL EXTRAS FITTED.**



DESIGN

PERFORMANCE

TECHNOLOGY

SAFETY AND PRACTICALITY

YOUR F-TYPE







DESIGN

PERFORMANCE

TECHNOLOGY

SAFETY AND  
PRACTICALITY

YOUR F-TYPE





# COUPÉ OR CONVERTIBLE?

IT'S A TOUGH ONE

 BUILD YOUR OWN

There is no wrong answer when choosing between coupé or convertible. Each has its own unique character, yet both offer exhilarating performance, state-of-the-art handling, and the freedom of a driver-focused experience.

**VEHICLES SHOWN: F-TYPE R COUPÉ AND F-TYPE R-DYNAMIC CONVERTIBLE IN SORRENTO YELLOW WITH OPTIONAL FEATURES FITTED (MARKET DEPENDENT).**

**FEATURES AND THEIR AVAILABILITY MAY DIFFER BY VEHICLE SPECIFICATION AND MARKET. PLEASE REFER TO THE SPECIFICATION AND PRICE GUIDE FOR DETAILS OR CONTACT YOUR LOCAL JAGUAR RETAILER FOR MORE INFORMATION.**



DESIGN

PERFORMANCE

TECHNOLOGY

SAFETY AND  
PRACTICALITY

YOUR F-TYPE





## PREPARE FOR GOOSEBUMPS

F-TYPE is Jaguar design in its most beautiful form – lean, elegant and athletic from any angle. It's sleek and imposing, featuring a bold new front grille and a long, muscular clamshell bonnet with signature power bulge and air vents.

VEHICLE SHOWN: F-TYPE R COUPÉ IN VELOCITY BLUE  
WITH OPTIONAL FEATURES FITTED (MARKET DEPENDENT)



DESIGN

PERFORMANCE

TECHNOLOGY

SAFETY AND  
PRACTICALITY

YOUR F-TYPE





## VISIONS OF ELEGANCE

Signature 'J' blade LED Daytime Running Lights give F-TYPE a striking on-road presence, complementing the car's sleek and sculpted style and asserting its powerful stance. One of the most noticeable features of the headlights is the monogram detailing in the headlight cluster design.



DESIGN

PERFORMANCE

TECHNOLOGY

SAFETY AND  
PRACTICALITY

YOUR F-TYPE







When the engine shuts off, F-TYPE is far from lifeless. Its new muscular, elongated bonnet sweeps back over the engine, with a pair of air vents hinting at the power that lies below. Additional fender vents feature the iconic leaper, staying true to our principles of making performance-led design as eye-catching as possible.

**VEHICLE SHOWN: F-TYPE R COUPÉ IN EIGER GREY WITH OPTIONAL FEATURES FITTED (MARKET DEPENDENT)**



DESIGN

PERFORMANCE

TECHNOLOGY

SAFETY AND PRACTICALITY

YOUR F-TYPE







There will be certain moments when you can't help but stand back and admire F-TYPE's smooth, streamlined contours. Sitting low on its wide rear haunches, it sweeps elegantly towards the exhausts that sit surrounded in an exquisitely crafted rear valance. This is one silhouette that will leave a lasting impression.



DESIGN

PERFORMANCE

TECHNOLOGY

SAFETY AND  
PRACTICALITY

YOUR F-TYPE








## CHARACTER AND BEAUTY FROM EVERY POINT OF VIEW

The red glow of the LED tail light is sufficient to discourage other drivers from getting too near. But on the off chance you get to see this stunning tail light up close, there's something enticing about the sheer beauty and attention to detail of the monogram pattern that is so unmistakably Jaguar.



DESIGN

PERFORMANCE

TECHNOLOGY

SAFETY AND  
PRACTICALITY

YOUR F-TYPE







## “LUXURIOUS CRAFTSMANSHIP AND NEW HARMONISING DETAILS”

“When you get inside a Jaguar, it must excite your senses while standing still. F-TYPE is the most beautiful British sports car - freshened both inside and out. The enhanced interior embraces new digital interaction for performance and focus, complementing F-TYPE’s already tactile and engaging controls. New harmonising details also amplify that sense of occasion, and an emotional connection that our customers will never forget.”

**ALISTER WHELAN**

INTERIOR DESIGN CREATIVE DIRECTOR



DESIGN

PERFORMANCE

TECHNOLOGY

SAFETY AND  
PRACTICALITY

YOUR F-TYPE







## LUXURY WHEREVER YOU LOOK

The exclusivity of F-TYPE's crafted, clutter-free interior is matched by only one thing - its comfort. Even the tiniest details intensify the sumptuous feel of the car, with fully adjustable seating adapting to any preference. So when you put F-TYPE through its paces, you're not being put through yours.

VEHICLE SHOWN: F-TYPE R FEATURING TAN WINDSOR LEATHER PERFORMANCE SEATS AND OPTIONAL FEATURES FITTED (MARKET DEPENDENT)



DESIGN

PERFORMANCE

TECHNOLOGY

SAFETY AND PRACTICALITY


YOUR F-TYPE







Inspired by fighter jet ergonomics, controls are placed where they are intuitively accessible. Instruments are clear and simple. Whilst additional aeronautical inspiration can be found in the joystick-shaped SportShift Selector.



DESIGN

PERFORMANCE

TECHNOLOGY

SAFETY AND PRACTICALITY

YOUR F-TYPE





## THE JOY IS IN THE DETAILS

Out of the corner of your eye, you'll spot the subtle details that are woven throughout F-TYPE's interior. Little nods to our heritage such as the beautifully scripted glovebox button, and the embossed Jaguar leaper on the Windsor leather Performance seats. Turning your head, the sense of luxury is deepened as you study the intricacy. Like a true Jaguar, its markings tell a story.



Phone

My iPhone



DESIGN

PERFORMANCE

TECHNOLOGY

SAFETY AND PRACTICALITY

YOUR F-TYPE





# HEART, MEET MOUTH

F-TYPE is powered by the most thrilling of Jaguar's petrol engines, all of which feature innovative technologies for improved fuel consumption and CO<sub>2</sub> emissions, without compromising on performance. The base engine is a 2,0 litre Turbocharged, delivering 300PS; then there's a 3,0 litre Supercharged V6 with 380PS<sup>2</sup> of output and finally, at the top of the range, is a 5,0 litre Supercharged V8 with outputs of 450PS<sup>2</sup> and 575PS<sup>2</sup>. The more powerful engine can take you from 0 to 100km/h in a hair-raising 3,7 seconds.



 BUILD YOUR OWN



VEHICLE SHOWN: F-TYPE R-DYNAMIC CONVERTIBLE IN FIRENZE RED  
(MARKET DEPENDENT)



DESIGN

PERFORMANCE

TECHNOLOGY

SAFETY AND  
PRACTICALITY

YOUR F-TYPE







## **SOUNDS EVERY BIT AS GORGEOUS AS IT LOOKS**

The moment you push the engine's Start button on the dashboard, F-TYPE erupts into life, with the Active Sports Exhaust delivering a satisfyingly sporty growl. You can then decide whether to slip away quietly, or to hit the road more vigorously. If it's the latter, simply press the optional exhaust button on the centre console to open the electronic exhaust valves wider, changing the volume from astonishing to simply breathtaking.

R-branded exhaust tips only available on R.



DESIGN

PERFORMANCE

TECHNOLOGY

SAFETY AND  
PRACTICALITY

YOUR F-TYPE







**BE MOVED**

**BE VERY MOVED**

There are three drive modes on an F-TYPE: Sport, Dynamic and Rain, Ice, Snow. Switching to Dynamic Mode stiffens the suspension<sup>3</sup>, turns the exhaust note up and quickens the throttle response. Rain, Ice, Snow Mode is ideal for harsh weather conditions, curbing the power delivery for greater control. Whichever you choose, one thing's certain - from the minute you get behind the wheel, your driving experience will be totally engrossing.



DESIGN

**PERFORMANCE**

TECHNOLOGY

SAFETY AND  
PRACTICALITY

YOUR F-TYPE





## IT DOESN'T JUST GO LIKE THE WIND. IT WAS SHAPED BY IT

Slicing through the atmosphere, airflow streams over F-TYPE in swift, engineered lines. The rear spoiler deploys as your speed climbs, reducing lift and increasing stability even further.



VEHICLE SHOWN: F-TYPE R-DYNAMIC CONVERTIBLE IN FIRENZE RED WITH BLACK EXTERIOR PACK AND OTHER OPTIONAL FEATURES FITTED (MARKET DEPENDENT)



DESIGN

PERFORMANCE

TECHNOLOGY

SAFETY AND  
PRACTICALITY

YOUR F-TYPE







### AHEAD OF THE CURVE

An Electronic Active Differential<sup>3</sup> transfers torque for optimal grip, so you can take the tightest corners effortlessly. Whilst Adaptive Dynamics<sup>3</sup> rapidly analyses steering input, maintaining the stiffness of each damper. Together, they produce the perfect balance of excitement and control. Should you have specific tweaks in mind, Configurable Dynamics<sup>3</sup> allows you to personalise several characteristics, including throttle sensitivity, gearbox shift points, steering weighting, and damper stiffness. Just another way of making our F-TYPE, your F-TYPE.







**CHASSIS DYNAMICS**

**Fig 1. Understeer** is kept to an absolute minimum.

**Fig 2. Power is sustained** to maintain constant speed of outer driven wheels.

**Fig 3. Torque Vectoring** applies brake pressure to slow the inside front and inside rear wheels independently.

**DYNAMICS THAT TURN  
A TRIP INTO AN ADVENTURE**

The familiar rumble of F-TYPE sounds as you downshift into the bend. When turning, the Torque Vectoring by Braking system is activated, delivering independent braking to each of the wheels to hold you firmly on course, even during the most testing of hairpins.



All Wheel Drive builds on the exhilarating characteristics of Rear Wheel Drive, so in normal conditions torque is distributed to the rear wheels, delivering true Jaguar agility. In more challenging environments such as snow, torque can be balanced between front and rear wheels to maximise traction. And with Intelligent Driveline Dynamics, F-TYPE's torque is distributed to supply extra traction before it's called for. In extreme conditions, torque can be distributed to the front wheels - where it's needed most.

**ALL-WHEEL**

**ALL-WEATHER**



DESIGN

**PERFORMANCE**

TECHNOLOGY

SAFETY AND  
PRACTICALITY

YOUR F-TYPE







## THE PERFECT BODY

You can't help but wonder what's underneath. Substance beneath the style. Using an Aluminium<sup>4</sup> alloy inclusive of state-of-the-art materials, F-TYPE's body is phenomenally strong, with a rigidity that is the perfect complement to its range of high performance engines. They couple up to produce exceptional power-to-weight and torque-to-weight ratios - figures that are synonymous with a thoroughbred sports car.



DESIGN

PERFORMANCE

TECHNOLOGY

SAFETY AND  
PRACTICALITY

YOUR F-TYPE







VEHICLE SHOWN: F-TYPE COUPÉ IN SILICON SILVER  
WITH OPTIONAL FEATURES FITTED (MARKET DEPENDENT)



DESIGN

PERFORMANCE

TECHNOLOGY

SAFETY AND  
PRACTICALITY

YOUR F-TYPE





 BUILD YOUR OWN



# TAKE THE WORLD WITH YOU

On those long drives, it helps to know that the world outside is only a few taps away. F-TYPE offers a fully integrated suite of technologies, including Connected Navigation Pro<sup>25</sup> with real-time traffic updates, Online Media<sup>6</sup> for music streaming, and compatible smartphone integration<sup>2</sup> - all presented through your very own personalised Touchscreen.







## STEP INTO YOUR VERY OWN CONTROL CENTRE

A 12,3" Interactive Driver Display is your link between the real and the digital. Which, with clearly defined graphics, seem not so far apart. Navigate effortlessly with 3D maps, shuffle through your favourite albums, or customise your driver display with a choice of several visual options<sup>7,8</sup>.



VEHICLE SHOWN: F-TYPE R-DYNAMIC FEATURING EBONY/EBONY INTERIOR WITH OPTIONAL FEATURES FITTED (MARKET DEPENDENT)



DESIGN

PERFORMANCE

TECHNOLOGY

SAFETY AND PRACTICALITY

YOUR F-TYPE







## SMART MOVES

What makes it really special, is that you can seamlessly integrate your compatible smartphone with your F-TYPE. All of your phone's most essential functions can be transferred directly to your Touchscreen with Apple CarPlay® or Android Auto™, so you can stay focused on the road whilst listening to your favourite music, getting directions and making hands-free phone calls<sup>7</sup>. With the Jaguar Remote App<sup>8</sup>, you can track your journeys, check your fuel level and even find your way back to the car with on-foot directions. Additionally, the app allows you to heat/cool the car before you get in, as well as unlock it.



DESIGN

PERFORMANCE

TECHNOLOGY

SAFETY AND PRACTICALITY

YOUR F-TYPE







**BEST FEELING EVER: YOUR FAVOURITE ROAD, YOUR FAVOURITE BAND**



DESIGN

PERFORMANCE

TECHNOLOGY

SAFETY AND  
PRACTICALITY

YOUR F-TYPE





## FEEL THE MUSIC WITH MERIDIAN™

Thanks to Meridian<sup>9</sup> audio systems, you can now enjoy music levels to match your Jaguar's exhilarating performance.

Meridian's approach to in-car audio is all about managing the sound stage; intensifying the levels of depth, clarity and realism of the music, by using a combination of sophisticated acoustic technology and strategically positioned speakers.

Wherever you sit in the car, you'll get the same concert-quality sound. Each strike of the piano, every guitar pick, horn blast, chorus and melody reveals itself with precision and texture, just as the artist intended. It's intimate, dramatic and atmospheric. And it's the most wonderful feeling.



EXPLORE MERIDIAN



8 SPEAKERS 2 SUBWOOFERS 380W AMPLIFIER POWER

### 1. MERIDIAN SOUND SYSTEM

Brings detail and clarity to everyone in the car with strategically arranged speakers and a dual-channel subwoofer to deliver a full, sophisticated sound.



10 SPEAKERS 2 SUBWOOFERS 770W AMPLIFIER POWER

### 2. MERIDIAN SURROUND SOUND SYSTEM

Enjoy an engaging, authentic concert hall experience as you're enveloped in the fullness and clarity of side, front and rear speakers seamlessly integrated using Trifield™ technology.



DESIGN

PERFORMANCE

TECHNOLOGY

SAFETY AND PRACTICALITY

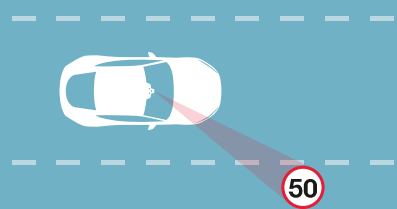
YOUR F-TYPE



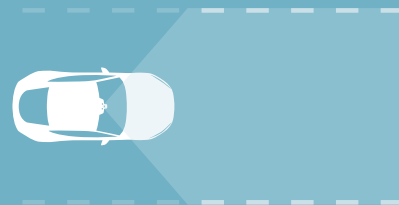


# IT'S WAY AHEAD OF YOU

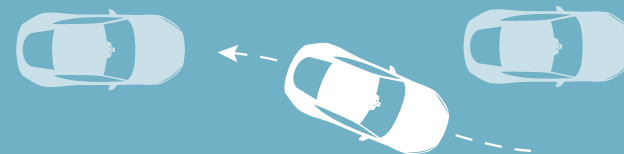
F-TYPE is undeniably a driver's car. So, to help you focus on the sheer pleasure of driving it, we've built in some advanced safety systems designed to help avoid accidents, such as Emergency Braking. And to help relieve you from the stresses and strains of modern motoring, there are features such as Rear Camera and Front and Rear Parking Aid, to make manoeuvring about town easier.



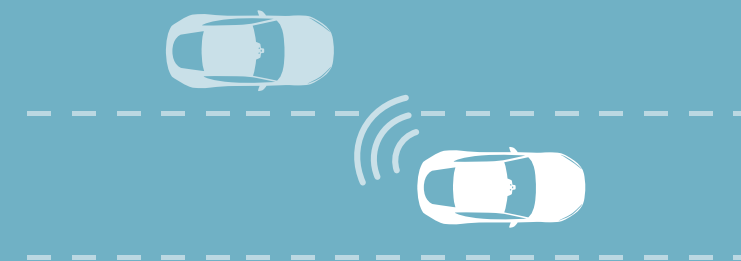
**Traffic Sign Recognition** keeps you fully informed and aware on the road, by displaying speed limits and no overtaking signs in the instrument cluster where they can easily be seen.



**Lane Keep Assist** detects when the vehicle is unintentionally drifting out of the lane, and applies corrective torque to the steering wheel, encouraging you to guide your vehicle back.



**Park Assist** (Optional) can help make parking easier by steering your vehicle into and out of a suitable space. After selecting either Drive or Reverse, you only have to control the vehicle's speed and braking. Graphics and notifications will guide you through the manoeuvres.



**Blind Spot Assist Pack** (Optional<sup>10</sup>) can help you prevent collisions. If another car is in your blind spot when you begin to change lanes, Blind Spot Assist detects the car and applies corrective torque to encourage you to guide your vehicle away from the approaching vehicle. **Rear Traffic Monitor** uses the same system to alert you, via the Touchscreen, of moving vehicles during reversing.



All in-car features should be used by drivers only when safe for them to do so. Drivers must ensure they are in full control of the vehicle at all times.



DESIGN

PERFORMANCE

TECHNOLOGY

**SAFETY AND  
PRACTICALITY**

YOUR F-TYPE







## DRIVE OUT DARKNESS

F-TYPE's Premium LED headlights with signature DRL give you a quality of light closer to daylight, helping to reduce driver fatigue. New to Jaguar, optional Pixel LED intelligent technology allows for the main beam to be split and help to avoid dazzling other drivers. It also adapts its width and depth to the speed you're travelling at, or when turning a corner, it bends with the curvature of the road, ensuring greater visibility in all situations.



DESIGN

PERFORMANCE

TECHNOLOGY

**SAFETY AND  
PRACTICALITY**

YOUR F-TYPE







## STOW GEAR FOR TAKE-OFF

As well as a driving experience that makes even the longest journeys more exciting, F-TYPE coupé also provides a generous-sized boot: up to 509 litres<sup>11</sup> to be exact, sufficient for two large suitcases. The storage space on the convertible model will comfortably accommodate two pieces of hand luggage for a weekend trip.



VEHICLES SHOWN: F-TYPE R COUPÉ IN EIGER GREY AND F-TYPE R-DYNAMIC CONVERTIBLE IN SORRENTO YELLOW WITH OPTIONAL FEATURES FITTED (MARKET DEPENDENT)



DESIGN

PERFORMANCE

TECHNOLOGY

SAFETY AND  
PRACTICALITY

YOUR F-TYPE





# WHICH F-TYPE IS YOUR TYPE?

## F-TYPE

The new F-TYPE is every inch a thoroughbred sports car, with exceptional agility and dynamics. The Active Sports Exhaust grabs the attention of anyone within earshot, whilst the Premium LED headlights and 18" 10 spoke Gloss Sparkle Silver wheels catch the eyes. Opening the door reveals a finely crafted cockpit, with leather and suedecloth sport seats and an Interactive Driver Display<sup>7</sup>.



[EXPLORE MODELS](#)



PAINT COLOUR SHOWN: EIGER GREY



DESIGN

PERFORMANCE

TECHNOLOGY

SAFETY AND  
PRACTICALITY

YOUR F-TYPE





## F-TYPE R-DYNAMIC

Potent yet sophisticated, the new F-TYPE R-DYNAMIC is a celebration of unbridled motoring enjoyment, and aims to thrill everyone who sits behind the wheel. A Gloss Black body pack brings an extra touch of styling, as do the 19" split-spoke wheels in Technical Grey with contrast Diamond Turned Finish, and a Switchable Active Exhaust.

[EXPLORE MODELS](#)



PAINT COLOUR SHOWN: FIRENZE RED



DESIGN

PERFORMANCE

TECHNOLOGY

SAFETY AND  
PRACTICALITY

YOUR F-TYPE





## F-TYPE R

A more expressive version of the F-TYPE's sporting prowess, plus top-of-the-line Pixel LED headlights with signature DRL and a host of interior upgrades. On the surface, 20" 10 spoke Gloss Black wheels with contrast Diamond Turned finish are complemented by a unique Exterior Body Kit. Then, lying beneath, Jaguar performance at its most compelling – a 575PS engine supported by an enhanced chassis, with purpose-built suspension upgrades.

[EXPLORE MODELS](#)



PAINT COLOUR SHOWN: VELOCITY BLUE (SVO PREMIUM PALETTE)



DESIGN

PERFORMANCE

TECHNOLOGY

SAFETY AND  
PRACTICALITY

YOUR F-TYPE





## ***FIRST EDITION***

Dashing and energetic. The new F-TYPE First Edition has head-turning appeal, with its Dark Satin Grey Exterior Design Pack and 20" Diamond Turned 5 spoke wheels in Gloss Technical Grey creating a fearless statement. The interior follows suit, with monogram embroidery on Windsor leather Performance seats in a choice of Ebony/Light Oyster stitch or Mars Red/Flame stitch, and exclusive First Edition treadplates and scripting to the Aluminium instrument panel finisher.

[EXPLORE MODELS](#)



PAINT COLOUR SHOWN: FUJI WHITE



DESIGN

PERFORMANCE

TECHNOLOGY

SAFETY AND  
PRACTICALITY

YOUR F-TYPE





# CREATE YOUR OWN



> BUILD YOUR OWN



> FIND A RETAILER



> COMPARE OUR VEHICLES



> KEEP ME INFORMED



DESIGN

PERFORMANCE

TECHNOLOGY

SAFETY AND  
PRACTICALITY

YOUR F-TYPE





## F-TYPE ACCESSORIES

Jaguar Accessories can be purchased through your Jaguar Retailer and added at any stage of the vehicle's life – not just when it's new. Jaguar approved accessories are designed, tested and manufactured to the same exacting standards as the original equipment fitted to your vehicle. For more information and to see the full list of accessories please visit [accessories.jaguar.com](https://accessories.jaguar.com). You can also include accessories when you configure your F-TYPE at [jaguar.com](https://jaguar.com)

[EXPLORE ACCESSORIES](#)



DESIGN

PERFORMANCE

TECHNOLOGY

SAFETY AND  
PRACTICALITY

YOUR F-TYPE





# THE WORLD OF JAGUAR

Follow us on:



Your Jaguar drives with an instinct for performance, refined through decades of innovative design and engineering. Power and agility are combined with elegance and grace to deliver a vehicle like no other, a showcase taken even further by Special Vehicle Operations. As a celebration of Jaguar, we've also created a range of experiences and the Jaguar Lifestyle Collection. Added to which, we've even returned to the track with Jaguar Racing. Delve into our world of fearless creativity.



> **BOOK AN EXPERIENCE**



> **SPECIAL VEHICLE OPERATIONS**



> **THE JAGUAR COLLECTION**



> **JAGUAR RACING**



DESIGN

PERFORMANCE

TECHNOLOGY

SAFETY AND  
PRACTICALITY

YOUR F-TYPE





# DISCLAIMERS

---

## > DESIGN

<sup>1</sup>Optional feature.

---

## > PERFORMANCE

<sup>2</sup>Market dependent.

<sup>3</sup>Engine dependent.

<sup>4</sup>Up to 85 percent aluminium content based on volume for body structure excluding doors, bonnet and tailgate.

---

## > TECHNOLOGY

<sup>2</sup>Market dependent.

<sup>5</sup>Contains subscription services that can be extended after the initial term as advised by your Jaguar Retailer.

<sup>6</sup>Available as part of Online Pack.

<sup>7</sup>All in-car features should be used by drivers only when safe for them to do so. Drivers must ensure they are in full control of the vehicle at all times.

<sup>8</sup>InControl features, options and their availability remain market dependent – check with your Jaguar Retailer for local market availability and full terms. Information and images displayed in relation to the InControl technology, including screens or sequences, are subject to software updates, version control and other system/visual changes depending on options selected. Mobile network connectivity cannot be guaranteed in all locations. Remote App will need to be downloaded from the Apple/Play Store.

<sup>9</sup>Meridian is a registered trademark of Meridian Audio Ltd. Trifield and the three fields device is a trademark of Trifield Productions Ltd. Features and their availability may differ by vehicle specification and market.

---



# DISCLAIMERS

---

> **SAFETY AND PRACTICALITY**

<sup>10</sup>Linked feature.

<sup>11</sup>Volume as measured by simulating the loadspace filled with liquid.

---

> **YOUR F-TYPE**

<sup>7</sup>All in-car features should be used by drivers only when safe for them to do so.  
Drivers must ensure they are in full control of the vehicle at all times.

---





# AT YOUR SERVICE

As well as providing a range of exclusive services and lifestyle products, the World of Jaguar makes owning and driving carefree and easy.

> **CUSTOMER SERVICE**

> **ROADSIDE ASSISTANCE**

> **FINANCIAL SERVICES**

> **FLEET & BUSINESS**

## **IMPORTANT NOTICE**

Jaguar Land Rover Limited is constantly seeking ways to improve the specification, design and production of its vehicles, parts and accessories and alterations take place continually. Whilst every effort is made to produce up to date literature, this brochure should not be regarded as an infallible guide to current specifications or availability, nor does it constitute an offer for the sale of any particular vehicle, part or accessory. Distributors and retailers are not agents of Jaguar Land Rover Limited by any express or implied undertaking or representation.

## **COLOURS**

Images colours reproduced here are provided for illustrative purposes only. Colours reproduced on-screen and may therefore vary compared to the actual finish. The company reserves the right to alter or withdraw any colour finish without notice. Some of these colours may not be obtainable in your country. Please check availability of colours and current specifications with your Jaguar Retailer. Distributors and retailers are not agents of Jaguar Land Rover Limited and have absolutely no authority to bind Jaguar Land Rover Limited to any express or implied undertaking or representation.

## **ENVIRONMENTAL INNOVATION AT JAGUAR**

Jaguar is committed to reducing dependency on fossil fuels, using fewer natural resources and creating less waste as part of our approach to responsible and sustainable business development.

**Search 'Jaguar Environmental Innovation' for more details.**

Castrol EDGE Professional exclusively recommended by Jaguar.

Meridian is the registered trademark of Meridian Audio Ltd.

HomeLink® is the registered trademark of Gentex Corporation.

The Bluetooth® wordmark and logos are owned by the Bluetooth SIG, Inc.

and any use of such marks by Jaguar Land Rover Limited is under license.

iPhone and Apple CarPlay are trademarks of Apple Inc., registered in the US and other countries.

The navigation system must always be used in conditions that will not affect the driver's ability to drive safely or affect the safety of other road users.

Android Auto is a trademark of Google Inc.

Jaguar Land Rover Limited Registered Office:

Abbey Road, Whitley, Coventry, CV3 4LF,

United Kingdom

Registered in England Number: 1672070

jaguar.com

© Copyright Jaguar Land Rover Limited 2019



DESIGN

PERFORMANCE

TECHNOLOGY

SAFETY AND  
PRACTICALITY

YOUR F-TYPE







# F-TYPE

TECHNICAL SPECIFICATION  
DECEMBER 2019





# F-TYPE COUPÉ - TECHNICAL SPECIFICATION

| <b>POWERTRAIN</b>  | <b>P300</b>     | <b>P380</b>     |                 | <b>P450</b>     |                 | <b>P575</b>     |
|--|-----------------|-----------------|-----------------|-----------------|-----------------|-----------------|
| Transmission   | Automatic       | Automatic       |                 | Automatic       |                 | Automatic       |
| Driveline: All Wheel Drive (AWD) or Rear Wheel Drive (RWD) | RWD             | RWD             | AWD             | RWD             | AWD             | AWD             |
| Maximum power (PS/kW/rpm)                                  | 300/221/5.500   | 380/280/6.250   | 380/280/6.250   | 450/331/6.000   | 450/331/6.000   | 575/423/6.500   |
| Maximum torque (Nm/rpm)                                    | 400/1.500-4.500 | 460/4.500-5.000 | 460/4.500-5.000 | 580/2.500-5.000 | 580/2.500-5.000 | 700/3.500-5.000 |
| Capacity (cc)  | 1.997           | 2.995           | 2.995           | 5.000           | 5.000           | 5.000           |
| No, of cylinders/Valves per cylinder                       | 4/4             | 6/4             | 6/4             | 8/4             | 8/4             | 8/4             |
| Cylinder layout  | Inline          | Vee             | Vee             | Vee             | Vee             | Vee             |
| Bore/stroke (mm)   | 83/92,3         | 84,5/89         | 84,5/89         | 92,5/93         | 92,5/93         | 92,5/93         |
| Compression ratio (:1)                                     | 9,5 +/- 0,5     | 10,5            | 10,5            | 9,5             | 9,5             | 9,5             |
| <b>PERFORMANCE</b>   |                 |                 |                 |                 |                 |                 |
| Acceleration (secs) 0-100 km/h (0-60mph)                   | 5,7 (5,4)       | 4,9 (4,8)       | 5,1 (4,9)       | 4,6 (4,4)       | 4,6 (4,4)       | 3,7 (3,5)       |
| Acceleration (secs) 80-120 km/h (50-75mph)                 | 3,7 (3,7)       | 3,1 (3,1)       | 3,3 (3,3)       | 2,9 (2,9)       | 3,0 (3,0)       | 2,3 (2,3)       |
| Maximum speed km/h(mph)                                    | 250 (155)       | 275 (171)       | 275 (171)       | 285 (177)       | 285 (177)       | 300 (186)       |
| <b>WEIGHTS (kg)*</b>                                       |                 |                 |                 |                 |                 |                 |
| Unladen weight (EU)**                                      | 1.595           | 1.647           | 1.726           | 1.735           | 1.818           | 1.818           |
| Unladen weight (DIN)†                                      | 1.520           | 1.572           | 1.651           | 1.660           | 1.743           | 1.743           |
| Gross Vehicle Weight (GVW)                                 | 1.925           | 2.050           | 2.150           | 2.050           | 2.150           | 2.150           |

\*Weights reflect vehicles to standard specifications. Optional extras increase weight. \*\*Includes a 75kg driver, full fluids and 90% fuel. †Includes full fluids and 90% fuel.



# F-TYPE COUPÉ - TECHNICAL SPECIFICATION

| <b>FUEL ECONOMY</b>                 |             |               | <b>P300</b>               | <b>P380*</b> | <b>P450</b>    | <b>P575</b>               |                           |
|-------------------------------------|-------------|---------------|---------------------------|--------------|----------------|---------------------------|---------------------------|
| Fuel tank capacity - useable litres |             |               | 63                        | 70           | 70             | 70                        |                           |
| Gasoline Particulate Filter (GPF)   |             |               | ■                         | —            | ■              | ■                         |                           |
| <b>NEDC EQUIVALENT (NEDC2)**</b>    |             |               | <b>Class E</b>            |              | <b>Class E</b> |                           |                           |
| Driveline                           |             |               | RWD                       | RWD          | AWD            | AWD                       |                           |
| NEDC2<br>Consumption                | Urban       | l/100km (mpg) | 10,3 (27,4)               | 12,0 (23,5)  | 12,4 (22,8)    | 15,2 (18,6)               | 15,5 (18,3)               |
|                                     | Extra Urban | l/100km (mpg) | 6,8 (41,5)                | 6,6 (42,8)   | 6,9 (40,9)     | 8,0 (35,2)                | 8,5 (33,4)                |
|                                     | Combined    | l/100km (mpg) | 8,1 (34,9)                | 8,6 (32,9)   | 8,9 (31,7)     | 10,6 (26,5)               | 11,0 (25,7)               |
| NEDC2<br>CO <sub>2</sub> Emissions  | Urban       | (g/km)        | 235                       | 285          | 295            | 348                       | 353                       |
|                                     | Extra Urban | (g/km)        | 156                       | 158          | 165            | 183                       | 194                       |
|                                     | Combined    | (g/km)        | 184                       | 203          | 211            | 244                       | 252                       |
| <b>WLTP<sup>†</sup></b>             |             |               |                           |              |                |                           |                           |
| WLTP<br>Consumption                 | Low         | l/100km (mpg) | 13,3 - 13,5 (21,3 - 21,0) | —            | —              | 17,1 - 17,6 (16,5 - 16,0) | 17,5 - 17,7 (16,2 - 15,9) |
|                                     | Medium      | l/100km (mpg) | 9,6 - 9,9 (29,4 - 28,6)   | —            | —              | 10,5 - 10,9 (27,0 - 26,0) | 10,9 - 11,1 (26,0 - 25,3) |
|                                     | High        | l/100km (mpg) | 8,3 - 8,6 (33,9 - 32,9)   | —            | —              | 9,0 - 9,2 (31,3 - 30,8)   | 9,1 - 9,5 (31,0 - 29,8)   |
|                                     | Extra High  | l/100km (mpg) | 8,9 - 9,1 (31,9 - 31,0)   | —            | —              | 9,5 - 9,7 (29,8 - 29,0)   | 9,8 - 10,1 (28,9 - 28,0)  |
|                                     | Combined    | l/100km (mpg) | 9,4 - 9,7 (29,9 - 29,2)   | —            | —              | 10,5 - 10,8 (26,8 - 26,1) | 10,8 - 11,1 (26,1 - 25,4) |
| WLTP<br>CO <sub>2</sub> Emissions   | Low         | (g/km)        | 302 - 306                 | —            | —              | 389 - 401                 | 397 - 403                 |
|                                     | Medium      | (g/km)        | 218 - 225                 | —            | —              | 238 - 247                 | 247 - 253                 |
|                                     | High        | (g/km)        | 190 - 195                 | —            | —              | 205 - 208                 | 207 - 215                 |
|                                     | Extra High  | (g/km)        | 201 - 207                 | —            | —              | 215 - 221                 | 222 - 229                 |
|                                     | Combined    | (g/km)        | 215 - 220                 | —            | —              | 239 - 246                 | 246 - 253                 |

■ Standard — Not available.

\*Engine data has not been re-certified in 2019. Data shown conforms to the 2017 NEDC certification. \*\*The figures provided are NEDC2 calculated from official manufacturer's WLTP tests in accordance with EU legislation. For comparison purposes only. Real world figures may differ. CO<sub>2</sub> and fuel economy figures may vary according to wheel fitment and optional extras fitted. NEDC2 are figures calculated using a Government formula from WLTP figures equivalent to what they would have been under the old NEDC test. The correct tax treatment can then be applied. †WLTP is the new official EU test used to calculate standardised fuel consumption and CO<sub>2</sub> figures for passenger cars. It measures fuel, energy consumption, range and emissions. This is designed to provide figures closer to real-world driving behaviour. It tests vehicles with optional equipment and with a more demanding test procedure and driving profile. Figures are shown as a range under WLTP testing measures. The lowest figures refer to the most economical/lightest set of options. The highest figures refer to the least economical/heaviest set of options. WLTP legislation dictates that where there is <5g CO<sub>2</sub> variance between the lowest and highest figures, only the highest is declared.



## F-TYPE CONVERTIBLE - TECHNICAL SPECIFICATION

| <b>POWERTRAIN</b>  | <b>P300</b>     | <b>P380</b>     |                 | <b>P450</b>     |                 | <b>P575</b>     |
|--|-----------------|-----------------|-----------------|-----------------|-----------------|-----------------|
| Transmission   | Automatic       | Automatic       |                 | Automatic       |                 | Automatic       |
| Driveline: All Wheel Drive (AWD) or Rear Wheel Drive (RWD) | RWD             | RWD             | AWD             | RWD             | AWD             | AWD             |
| Maximum power (PS/kW/rpm)                                  | 300/221/5.500   | 380/280/6.250   | 380/280/6.250   | 450/331/6.000   | 450/331/6.000   | 575/423/6.500   |
| Maximum torque (Nm/rpm)                                    | 400/1.500-4.500 | 460/4.500-5.000 | 460/4.500-5.000 | 580/2.500-5.000 | 580/2.500-5.000 | 700/3.500-5.000 |
| Capacity (cc)  | 1.997           | 2.995           | 2.995           | 5.000           | 5.000           | 5.000           |
| No, of cylinders/Valves per cylinder                       | 4/4             | 6/4             | 6/4             | 8/4             | 8/4             | 8/4             |
| Cylinder layout  | Inline          | Vee             | Vee             | Vee             | Vee             | Vee             |
| Bore/stroke (mm)   | 83/92,3         | 84,5/89         | 84,5/89         | 92,5/93         | 92,5/93         | 92,5/93         |
| Compression ratio (:1)                                     | 9,5 +/- 0,5     | 10,5            | 10,5            | 9,5             | 9,5             | 9,5             |
| <b>PERFORMANCE</b>   |                 |                 |                 |                 |                 |                 |
| Acceleration (secs) 0-100 km/h (0-60mph)                   | 5,7 (5,4)       | 4,9 (4,8)       | 5,1 (4,9)       | 4,6 (4,4)       | 4,6 (4,4)       | 3,7 (3,5)       |
| Acceleration (secs) 80-120 km/h (50-75mph)                 | 3,7 (3,7)       | 3,1 (3,1)       | 3,3 (3,3)       | 2,9 (2,9)       | 3,0 (3,0)       | 2,3 (2,3)       |
| Maximum speed km/h(mph)                                    | 250 (155)       | 275 (171)       | 275 (171)       | 285 (177)       | 285 (177)       | 300 (186)       |
| <b>WEIGHTS (kg)*</b>                                       |                 |                 |                 |                 |                 |                 |
| Unladen weight (EU)**                                      | 1.615           | 1.667           | 1.746           | 1.735           | 1.838           | 1.838           |
| Unladen weight (DIN)†                                      | 1.540           | 1.592           | 1.671           | 1.660           | 1.763           | 1.763           |
| Gross Vehicle Weight (GVW)                                 | 1.925           | 2.050           | 2.150           | 2.050           | 2.150           | 2.150           |

\*Weights reflect vehicles to standard specifications. Optional extras increase weight. \*\*Includes a 75kg driver, full fluids and 90% fuel. †Includes full fluids and 90% fuel.



# F-TYPE CONVERTIBLE - TECHNICAL SPECIFICATION

| <b>FUEL ECONOMY</b>                 |             |               | <b>P300</b>               | <b>P380*</b> | <b>P450</b>    | <b>P575</b>               |                           |
|-------------------------------------|-------------|---------------|---------------------------|--------------|----------------|---------------------------|---------------------------|
| Fuel tank capacity - useable litres |             |               | 63                        | 70           | 70             | 70                        |                           |
| Gasoline Particulate Filter (GPF)   |             |               | ■                         | —            | ■              | ■                         |                           |
| <b>NEDC EQUIVALENT (NEDC2)**</b>    |             |               | <b>Class E</b>            |              | <b>Class E</b> |                           |                           |
| Driveline                           |             |               | RWD                       | RWD          | AWD            | AWD                       |                           |
| NEDC2<br>Consumption                | Urban       | l/100km (mpg) | 10,3 (27,4)               | 12,0 (23,5)  | 12,4 (22,8)    | 15,2 (18,6)               | 15,5 (18,3)               |
|                                     | Extra Urban | l/100km (mpg) | 6,8 (41,5)                | 6,6 (42,8)   | 6,9 (40,9)     | 8,0 (35,2)                | 8,5 (33,4)                |
|                                     | Combined    | l/100km (mpg) | 8,1 (34,9)                | 8,6 (32,9)   | 8,9 (31,7)     | 10,6 (26,5)               | 11,0 (25,7)               |
| NEDC2<br>CO <sub>2</sub> Emissions  | Urban       | (g/km)        | 235                       | 285          | 295            | 348                       | 353                       |
|                                     | Extra Urban | (g/km)        | 156                       | 158          | 165            | 183                       | 194                       |
|                                     | Combined    | (g/km)        | 184                       | 203          | 211            | 244                       | 252                       |
| <b>WLTP<sup>†</sup></b>             |             |               |                           |              |                |                           |                           |
| WLTP<br>Consumption                 | Low         | l/100km (mpg) | 13.3 - 13.5 (21.2 - 21.0) | —            | —              | 17,1 - 17,6 (16,5 - 16,1) | 17,5 - 17,8 (16,1 - 15,9) |
|                                     | Medium      | l/100km (mpg) | 9.7 - 9.9 (29.2 - 28.5)   | —            | —              | 10,5 - 10,8 (26,9 - 26,1) | 10,9 - 11,1 (25,9 - 25,3) |
|                                     | High        | l/100km (mpg) | 8.4 - 8.6 (33.4 - 32.8)   | —            | —              | 9,1 - 9,2 (31,2 - 30,8)   | 9,2 - 9,4 (30,8 - 30,0)   |
|                                     | Extra High  | l/100km (mpg) | 9.0 - 9.2 (31.3 - 30.8)   | —            | —              | 9,6 - 9,7 (29,5 - 29,0)   | 9,8 - 10,0 (28,8 - 28,2)  |
|                                     | Combined    | l/100km (mpg) | 9.6 - 9.7 (29.6 - 29.0)   | —            | —              | 10,6 - 10,8 (26,6 - 26,1) | 10,9 - 11,1 (26,0 - 25,5) |
| WLTP<br>CO <sub>2</sub> Emissions   | Low         | (g/km)        | 303 - 306                 | —            | —              | 390 - 400                 | 399 - 404                 |
|                                     | Medium      | (g/km)        | 220 - 225                 | —            | —              | 239 - 246                 | 248 - 253                 |
|                                     | High        | (g/km)        | 192 - 196                 | —            | —              | 206 - 208                 | 208 - 214                 |
|                                     | Extra High  | (g/km)        | 205 - 208                 | —            | —              | 218 - 221                 | 223 - 227                 |
|                                     | Combined    | (g/km)        | 217 - 221                 | —            | —              | 241 - 246                 | 247 - 252                 |

■ Standard — Not available.

\*Engine data has not been re-certified in 2019. Data shown conforms to the 2017 NEDC certification. \*\*The figures provided are NEDC2 calculated from official manufacturer's WLTP tests in accordance with EU legislation. For comparison purposes only. Real world figures may differ. CO<sub>2</sub> and fuel economy figures may vary according to wheel fitment and optional extras fitted. NEDC2 are figures calculated using a Government formula from WLTP figures equivalent to what they would have been under the old NEDC test. The correct tax treatment can then be applied. †WLTP is the new official EU test used to calculate standardised fuel consumption and CO<sub>2</sub> figures for passenger cars. It measures fuel, energy consumption, range and emissions. This is designed to provide figures closer to real-world driving behaviour. It tests vehicles with optional equipment and with a more demanding test procedure and driving profile. Figures are shown as a range under WLTP testing measures. The lowest figures refer to the most economical/lightest set of options. The highest figures refer to the least economical/heaviest set of options. WLTP legislation dictates that where there is <5g CO<sub>2</sub> variance between the lowest and highest figures, only the highest is declared.



# F-TYPE COUPÉ & CONVERTIBLE - DIMENSIONS

**Overall Length** 4.470mm

**Overall Width** (inc. mirrors) 2.042mm  
(mirrors folded) 1.923mm

**Overall Height**  
Coupé 1.311mm / Convertible 1.307mm

**Wheelbase** 2.622mm

**Front Track** 1.596mm\*

**Rear Track** 1.647mm\*\*

**Ground Clearance from** 100mm

**Turning Circle** (kerb-to-kerb)  
RWD 10,63m / AWD 11,27m

**Loadspace Volume**

Coupé Dry<sup>†</sup> 336 litres / Wet<sup>††</sup> 509 litres  
Convertible Dry<sup>†</sup> 132 litres / Wet<sup>††</sup> 233 litres



\*1.584mm on 20" wheels. \*\*1.628 on 20" wheels. 1.610mm on R. <sup>†</sup>Dry: Volume as measured with VDA-compliant solid blocks (200mm x 50mm x 100mm). <sup>††</sup>Wet: Volume as measured by simulating the loadspace filled with liquid. Dimensions were measured with vehicle at unladen weight.