

DISCOVERY SPORT



ABOVE & BEYOND



ENTER
scroll or swipe to interact



BY APPOINTMENT TO
H.M. THE QUEEN
MANUFACTURERS OF
MOTOR VEHICLES
JAGUAR LAND ROVER LIMITED
COVENTRY



BY APPOINTMENT TO
H.M. THE DUKE OF EDINBURGH
MANUFACTURERS OF
MOTOR VEHICLES
JAGUAR LAND ROVER LIMITED
COVENTRY

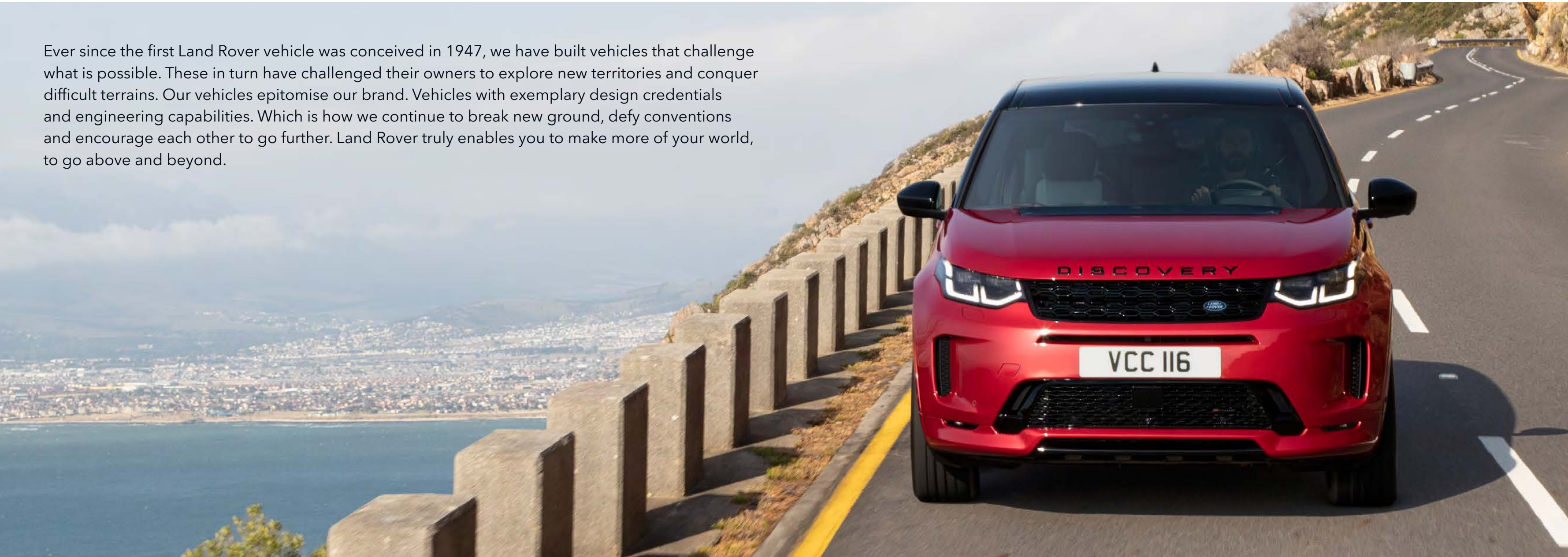


BY APPOINTMENT TO
H.M. THE PRINCE OF WALES
MANUFACTURERS OF
MOTOR VEHICLES
JAGUAR LAND ROVER LIMITED
COVENTRY



ABOVE & BEYOND

Ever since the first Land Rover vehicle was conceived in 1947, we have built vehicles that challenge what is possible. These in turn have challenged their owners to explore new territories and conquer difficult terrains. Our vehicles epitomise our brand. Vehicles with exemplary design credentials and engineering capabilities. Which is how we continue to break new ground, defy conventions and encourage each other to go further. Land Rover truly enables you to make more of your world, to go above and beyond.



DISCOVERY

VCC 116



DESIGN

VERSATILITY

IN-CAR TECHNOLOGY

CAPABILITY

PERFORMANCE

PERSONALISATION

THE WORLD OF
LAND ROVER

DESIGN

[BUILD YOUR OWN](#)

The instantly recognisable Discovery design DNA has been honed to ensure a striking visual impact. Modernity and refinement are reflected in the front and rear bumpers, grille design and Matrix LED headlights*, which provide maximum visibility without dazzling oncoming traffic. Discovery Sport makes for a contemporary, sophisticated and sporty addition to the Discovery family. Added to which, being a Land Rover, its legendary inherent capability and versatile nature are a given.

*Optional feature. Vehicle shown is R-Dynamic HSE in Firenze Red with optional features fitted.



DESIGN

VERSATILITY

IN-CAR TECHNOLOGY

CAPABILITY


PERFORMANCE

PERSONALISATION

THE WORLD OF
LAND ROVER

CHOOSE YOUR COLOUR AND WHEELS

With 11 paint colours available*, including two new colours, Ostuni Pearl White and Lantau Bronze, adding your personal touch to Discovery Sport is easy. And thanks to a wide variety of wheels, ranging from 18" to 21" in various finishes, your options for personalisation don't end there. Use the configurator to build your perfect Discovery Sport.

 BUILD YOUR OWN

*Model dependent.



INTERIOR DESIGN

The cabin in Discovery Sport embodies the finest of contemporary living. Strong lines and superb levels of comfort create a space in which you, your family and friends will want to spend time. A wide range of colourways and seat materials, including non-leather alternatives, are available to suit all tastes. A choice of five finishers allows you to tailor your interior even further.



Interior shown is R-Dynamic HSE with Light Oyster/Ebony Windsor leather seats and optional features fitted.



DESIGN

VERSATILITY

IN-CAR TECHNOLOGY


CAPABILITY

PERFORMANCE

PERSONALISATION

THE WORLD OF
LAND ROVER

VERSATILITY

 BUILD YOUR OWN


With versatility at its core, the interior has been designed to meet the challenges of an active lifestyle with a dynamic 5+2 seat¹ profile. The class-leading rear loadspace is ideal for your family's essentials, and with ClearSight interior rear view mirror² you can enjoy an unobstructed view regardless of who or what's behind you. Discovery Sport helps you carry items of all shapes and sizes with absolute ease. Plenty of storage throughout the cabin means there's always a place for you to put your phone or other small items.

¹Optional feature, only available with slide and recline second row seats. Engine dependent. ²Optional feature. Subject to local regulations. Customers who wear varifocal or bifocal lenses may have issues adjusting to the mirror's digital mode. The normal mirror mode, however, can be used at any time. Interior shown is Discovery Sport featuring Light Oyster grained leather seat facings and optional features fitted.



DRIVER ASSISTANCE

Choose from a range of features designed to make driving and parking safer and simpler. With many innovative technologies available, you'll find all features have been designed to improve your driving experience, while providing more safety. The optional 3D Surround Camera¹ incorporates ClearSight Ground View², as well as Junction and Kerb View technology, to provide a full 360° bird's-eye view of the vehicle on the Touchscreen, giving you the confidence to manoeuvre safely.



¹Linked feature, only available with heated, electric, power fold door mirrors with approach lights and auto-dimming driver side. ²Image is not live. Check surroundings for safety. Subject to local regulations.



POWERED CONVENIENCE

Discovery Sport offers ultimate convenience. Powered tailgate¹ allows you to open and close the boot with the press of a button, and the optional Activity Key² wristband lets you enjoy your adventures without needing to take your conventional car key. Waterproof and shockproof, you can use it to lock, unlock and start your Discovery Sport so you can leave your keys at home on your next family trip.

¹Optional feature. Model dependent. ²Activity Key can be charged in 2 hours, providing up to 10 days battery life. Vehicle shown is Discovery Sport in Byron Blue with optional features fitted.



DESIGN

VERSATILITY

IN-CAR TECHNOLOGY

CAPABILITY

PERFORMANCE

PERSONALISATION

THE WORLD OF
LAND ROVER

COMFORT

Create the perfect cabin environment for you, your family and friends. Thanks to the optional heated seats, passengers can set their preferred level of warmth. The slide and recline function¹ of the second row provides even more flexibility. Cabin Air Purification technology² enhances the wellbeing of both driver and passengers alike. Activate the PURIFY button and the specially designed filter will attract and capture fine particles from the outside air, such as PM2.5 and airborne allergens like dust and pollen.



¹Optional feature. Model dependent. ²Optional feature. nanoe™ is a trademark of Panasonic Corporation.



FLEXIBILITY

With multiple USB ports and the Click and Go System*, Discovery Sport is versatile and convenient - making life that little bit easier and more enjoyable. Outstanding loadspace capacity can easily accommodate your luggage, shopping, or any other kit. So, wherever you're seated, or whatever you want to carry, you can just relax.

*Optional feature.



DESIGN

VERSATILITY

IN-CAR TECHNOLOGY

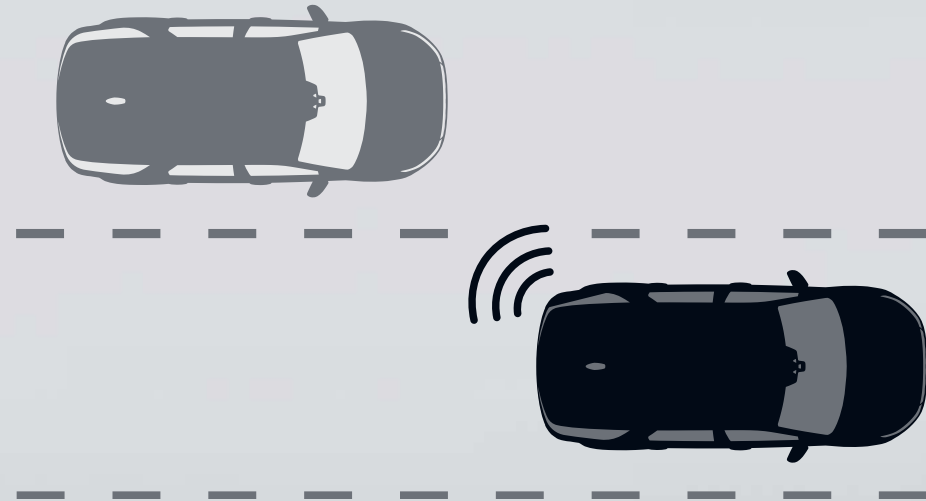
CAPABILITY

PERFORMANCE

PERSONALISATION

THE WORLD OF
LAND ROVER

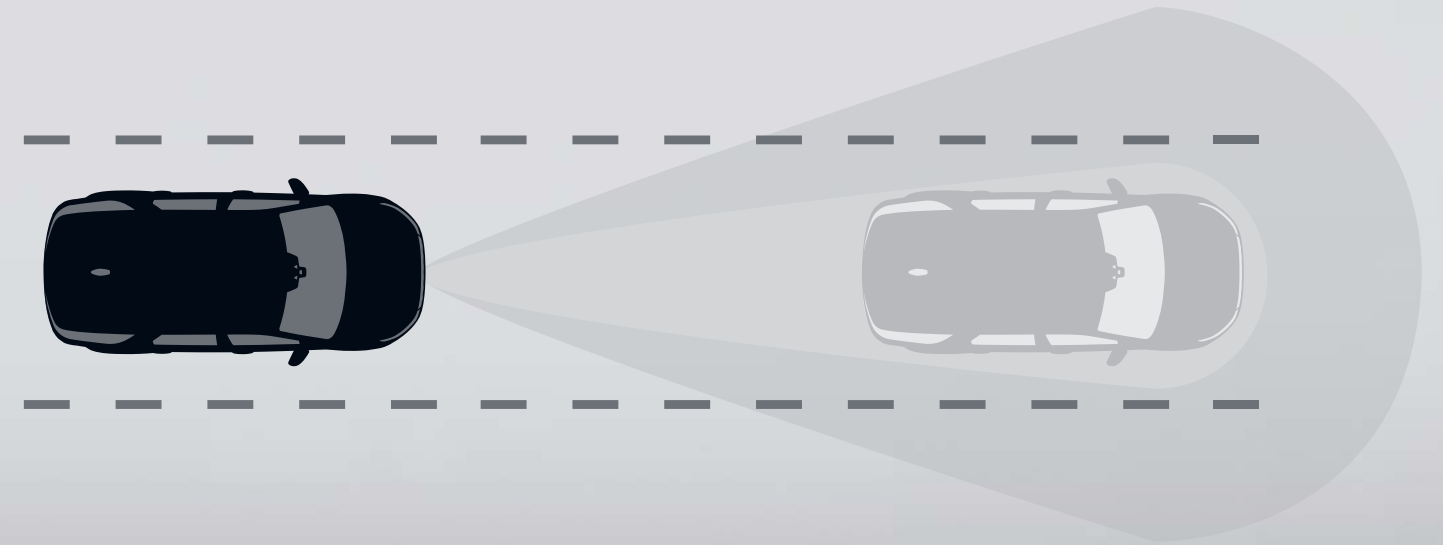
DRIVER ASSISTANCE PACKS



BLIND SPOT ASSIST PACK¹

Blind Spot Assist² - If another car is detected in your blind spot when you begin to change lanes, a warning light illuminates in the corresponding door mirror and steering torque encourages you to guide your vehicle away from potential collision.

Rear Traffic Monitor - Warns you of vehicles, pedestrians or other hazards approaching from either side. Particularly useful when reversing out of a parking bay.



DRIVER ASSIST PACK¹

Blind Spot Assist Pack - Contains the features of Blind Spot Assist Pack: Blind Spot Assist² and Rear Traffic Monitor.

Rear Collision Monitor - Rear Collision Monitor can detect if a vehicle approaching from behind is not slowing down and presents a potential collision threat. The system will then attempt to alert the driver to brake by automatically flashing the hazard lights.

Adaptive Cruise Control - Keeps your vehicle a safe distance from the vehicle in front, should it slow or stop when you're cruising or travelling in slow-moving traffic. If the vehicle in front stops, you will come to a smooth halt.

¹Linked feature, only available with heated, electric, power fold door mirrors with approach lights and auto-dimming driver side. Model dependent. ²Blind Spot Assist can help prevent collisions. If your vehicle detects another car in your blind spot when you begin to change lanes, additional steering correction encourages you to guide your vehicle away if a potential collision is detected.



DESIGN

VERSATILITY

IN-CAR TECHNOLOGY

CAPABILITY

PERFORMANCE

PERSONALISATION

THE WORLD OF
LAND ROVER

IN-CAR TECHNOLOGY

SIMPLICITY AS STANDARD

Find what you're looking for quickly without getting lost in menus, screens and hidden features. Discovery Sport's infotainment system, Pivi Pro with Connected Navigation*, features an intuitive Touchscreen interface, for greater efficiency and enjoyment. Reach everyday tasks in two taps or less, right from the home screen. You'll be accompanied by the latest in-car artificial intelligence, providing features such as the self-learning navigation system, for a fully connected journey.



androidauto

*Connected Navigation will require further subscription after the initial term advised by your Land Rover Retailer. Your vehicle is prepared for Apple CarPlay. The services offered by Apple CarPlay depend on feature availability in your country, please see apple.com/uk/ios/feature-availability/#apple-carplay for more information. Your vehicle is prepared for Android Auto. The services offered by Android Auto depend on feature availability in your country, please see android.com/intl/en_uk/auto/ for more information. All in-car features should be used by drivers only when safe for them to do so. Drivers must ensure they are in full control of the vehicle at all times. Pivi and InControl features, options, third party services and their availability remain market dependent - check with your Land Rover Retailer for local market availability and full terms. Mobile network connectivity cannot be guaranteed in all locations. Information and images displayed in relation to the InControl technology, including screens or sequences, are subject to software updates, version control and other system/visual changes depending on options selected.



DESIGN

VERSATILITY

IN-CAR TECHNOLOGY

CAPABILITY

PERFORMANCE

PERSONALISATION


THE WORLD OF
LAND ROVER

PREMIUM FUNCTIONALITY

With Pivi Pro you'll enjoy fast start-up and even greater connectivity. With Land Rover Remote¹ as standard, your Land Rover Discovery Sport is always in the palm of your hand. Preset your navigation, confirm your vehicle's location, check fuel levels and set the interior temperature - all before you've opened the vehicle door. Along the way, intelligent re-routing can find you the best path to take, as well as updating parking availability, fuel price comparisons, café locations and traffic hotspots. Intelligent and intuitive, it also learns your regular and favourite routes, so that Smart Voice Guidance can make sure your song won't be interrupted with unnecessary instructions. A 12.3" Interactive Driver Display is optional², as is a Head-up Display, which projects key information onto the windscreen in your line of sight, so you can focus on the road ahead.



¹Land Rover Remote contains subscription services that can be extended after the initial term advised by your Land Rover Retailer. The Land Rover Remote App will need to be downloaded from the Apple App Store/Google Play Store. ²Model dependent. In-car features should be used by drivers only when safe to do so. Drivers must ensure they are in full control of the vehicle at all times. Pivi and InControl features, options, third party services and their availability remain market dependent - check with your Land Rover Retailer for local market availability and full terms. Mobile network connectivity cannot be guaranteed in all locations. Information and images displayed in relation to the InControl technology, including screens or sequences, are subject to software updates, version control and other system/visual changes depending on options selected.



ENTERTAINMENT FOR ALL

We know how important it is for you to stay connected. The Online Pack with Data Plan¹, allows you to enjoy your favourite music streamed from multiple services, including Spotify, Tunes and Deezer, right through your Discovery Sport's speakers. As passengers, you can all take full advantage of the optional Wi-Fi Enabled with Data Plan², streaming entertainment with up to 20GB of data per month. Whether that's browsing your socials, playing online games, or immersing yourselves in a movie.



¹Fair use policy may apply. Standard 1 year subscription, which can be extended after the initial term advised by your Land Rover Retailer. ²Fair use policy applies. After 20GB of data is used within a month, data speeds and functionality on vehicle may reduce for the rest of the month. For details of the Fair Usage Policy associated with this feature, please refer to the InControl Pivi Pro Terms at landover.com/pivi-pro-terms. Playback time is dependent on streaming provider and the definition of the video content. HD video will significantly increase data usage. In-car features should be used by drivers only when safe to do so. Drivers must ensure they are in full control of the vehicle at all times. Pivi and InControl features, options, third party services and their availability remain market dependent - check with your Land Rover Retailer for local market availability and full terms. Mobile network connectivity cannot be guaranteed in all locations. Information and images displayed in relation to the InControl technology, including screens or sequences, are subject to software updates, version control and other system/visual changes depending on options selected.



DESIGN

VERSATILITY

IN-CAR TECHNOLOGY

CAPABILITY

PERFORMANCE

PERSONALISATION

THE WORLD OF
LAND ROVER



SEAMLESS CONNECTIVITY

Your vehicle stays up to date through Software Updates¹. The vehicle's infotainment, telematics and various control modules can all be updated remotely to help ensure optimal performance. It means that your vehicle just keeps getting better. Optional wireless device charging with phone signal booster² allows you to charge compatible smartphones without the need for wires or a charging dock. While in the vehicle, your phone will use the vehicle's antenna for improved signal and clearer calls.

¹Updates will require data connection. ²Compatible smartphones only.



DESIGN

VERSATILITY

IN-CAR TECHNOLOGY

CAPABILITY

PERFORMANCE

PERSONALISATION

THE WORLD OF
LAND ROVER

WITH MERIDIAN™, YOU'LL FEEL MORE

Meridian's™ approach to in-car audio is all about managing the sound stage; intensifying the levels of depth, clarity and realism of the music, by using a combination of sophisticated acoustic technology and strategically positioned speakers. Wherever you sit in the vehicle, you'll get the same concert quality sound. Each strike of the piano, every guitar pick, horn blast, chorus and melody reveals itself with precision and texture, just as the artist intended. It's intimate, dramatic and very atmospheric - whether you're off-road or stuck in rush-hour traffic.

EXPLORE MERIDIAN™

Meridian™ is a registered trademark of Meridian™ Audio Ltd. Trifield™ and the three fields device is a trademark of Trifield™ Productions Ltd. Visuals aim to represent the perceived placement of the musicians based on an occupant seated on the right side of the vehicle.



6 SPEAKERS

1. SOUND SYSTEM

Gives new levels of realism to your favourite music with a combination of speakers, channel amplifier, Audio Equalisation and Dynamic Volume Control.



12 SPEAKERS 1 SUBWOOFER 400W AMPLIFIER POWER

2. MERIDIAN™ SOUND SYSTEM

Brings detail and clarity to everyone in the car with strategically arranged speakers and a dual-channel subwoofer to deliver a full, sophisticated sound.



14 SPEAKERS 1 SUBWOOFER 650W AMPLIFIER POWER

3. MERIDIAN™ SURROUND SOUND SYSTEM

Enjoy an engaging, authentic concert hall experience as you're enveloped in the fullness and clarity of side, front and rear speakers seamlessly integrated using Trifield™ technology.



DESIGN

VERSATILITY

IN-CAR TECHNOLOGY

CAPABILITY

PERFORMANCE

PERSONALISATION

THE WORLD OF
LAND ROVER

CAPABILITY

[BUILD YOUR OWN](#)

All Wheel Drive makes the hardest of drives seem effortless with Terrain Response 2. Monitoring the driving conditions, this award-winning system is taken to the next level by automatically selecting the most suitable driving mode for you. There are other times, such as towing, when the inherent capability of a Land Rover truly comes into its own. Discovery Sport's renowned capacity means it can readily respond to the toughest demands.

Vehicle shown is Discovery Sport in Byron Blue with optional features fitted.



DESIGN

VERSATILITY

IN-CAR TECHNOLOGY

CAPABILITY

PERFORMANCE

PERSONALISATION

THE WORLD OF
LAND ROVER

EFFORTLESS OFF-ROAD

Hill Descent Control¹ takes the strain out of difficult slopes by maintaining a constant speed and applying braking separately to each wheel, while All Terrain Progress Control¹ helps to set and maintain a steady speed in challenging off-road conditions. Included with 3D Surround Camera², Wade Sensing³ ensures you can remain confident and spontaneous, even when driving through water. Discovery Sport will alert you, should deep water approach the vehicle's maximum wading depth.



¹Standard on All Wheel Drive. ²Linked feature, only available with heated, electric, power fold door mirrors with approach lights and auto-dimming driver side.
³Always check route and exit before wading. Off-road sequences on dedicated land with full permissions.



DESIGN

VERSATILITY

IN-CAR TECHNOLOGY

CAPABILITY

PERFORMANCE

PERSONALISATION

THE WORLD OF
LAND ROVER



FLEXIBLE EVERYWHERE

The option of Configurable Dynamics¹ gives you the choice to configure your vehicle, your way, by using the Touchscreen settings to set the responsiveness of the throttle, steering, transmission, and if you choose Adaptive Dynamics², the suspension too. Ideal for off-roading and tackling rough terrain, our 3D Surround Camera³ with ClearSight Ground View⁴ gives you the added benefit of being able to 'see through' the bonnet and display multiple exterior views - giving you confidence when manoeuvring around obstacles.

¹All Wheel Drive only, standard on R-Dynamic HSE and Discovery Sport Black, not available with D165 powertrain. ²Linked feature, only available with Automatic Headlight Levelling. ³Linked feature, only available with heated, electric, power fold door mirrors with approach lights and auto-dimming driver side. ⁴Image is not live. Check surroundings for safety. Subject to local regulations.



DESIGN

VERSATILITY

IN-CAR TECHNOLOGY

CAPABILITY

PERFORMANCE

PERSONALISATION

THE WORLD OF
LAND ROVER

PERFORMANCE

[BUILD YOUR OWN](#)

Our wide range of engines means there's one to suit every need. They're all beautifully engineered and use advanced technologies to deliver smooth performance, whilst their intelligent Stop/Start system is designed to improve fuel efficiency and reduce emissions. Taking our vehicles into a smarter and more exciting future, Discovery Sport Plug-in Hybrid delivers all-electric driving with zero tailpipe emissions and can be charged at home, on the go and through DC Rapid Charging.

Vehicle shown is P300e R-Dynamic SE in Fuji White with optional features fitted.



DESIGN

VERSATILITY

IN-CAR TECHNOLOGY

CAPABILITY

PERFORMANCE

PERSONALISATION

THE WORLD OF
LAND ROVER

MILD HYBRID DRIVING

Perfect for family adventures, Mild Hybrid Electric Vehicles (MHEV)* harvest and store energy normally lost during vehicle deceleration and intelligently redeploy it to assist the engine to maximise efficiency. Enhanced Stop/Start technology enables the engine to shut down as the vehicle decelerates, preserving even more energy.



*MHEV technology standard on D165 AWD, D200, P200, P250 and P290 powertrains.



DESIGN

VERSATILITY

IN-CAR TECHNOLOGY

CAPABILITY

PERFORMANCE

PERSONALISATION

THE WORLD OF
LAND ROVER

CHOOSE YOUR MODEL

[🔧 BUILD YOUR OWN](#)

A pure interpretation of the model, Discovery Sport will have you approaching your next adventure in style, whether in the urban jungle or driving through the valley. Discovery Sport R-Dynamic is a bolder and more sporty expression with unique exterior and interior styling details. Featuring Black Pack as standard and a choice of interior colours with contrast detail. In addition to the standard features on Discovery Sport R-Dynamic, HSE includes 20" Style 5089 Diamond Turned with Gloss Dark Grey contrast and 14-way heated electric seats with driver memory.




DISCOVERY SPORT



DISCOVERY SPORT R-DYNAMIC

EDITIONS

Underpinned by dynamic design, Discovery Sport Urban Edition is available in a selection of 10 colours and features 20" Style 5076 wheels and Shadow Aluminium interior trim finisher. For those seeking more power, Discovery Sport Black features a 290HP 2.0 litre Petrol engine and, exclusive to the model, Active Driveline for even greater handling.

 BUILD YOUR OWN



DISCOVERY SPORT URBAN EDITION



DISCOVERY SPORT BLACK



DESIGN

VERSATILITY

IN-CAR TECHNOLOGY

CAPABILITY

PERFORMANCE

PERSONALISATION

THE WORLD OF
LAND ROVER

ACCESSORIES

 EXPLORE ACCESSORIES

Land Rover Accessories can be purchased through your Land Rover Retailer and added at any stage of the vehicle's life - not just when it's new. Land Rover accessories are designed, tested and manufactured to the same exacting standards as the original equipment fitted to your vehicle. For more information and to see the full list of accessories please visit accessories.landrover.com/gb/en You can also include accessories when you configure your Discovery Sport at landrover.co.uk



DESIGN

VERSATILITY

IN-CAR TECHNOLOGY

CAPABILITY

PERFORMANCE

PERSONALISATION

THE WORLD OF
LAND ROVER



THE LAND ROVER COLLECTION

Our exclusive collection of accessories is inspired by our vehicles and made with a quintessentially British sense of style.

Land Rover Chronograph Watch - This timepiece features a solar charging face with date aperture and instrument cluster chronograph. Orange accent to the sub-dials, outer dial and second hand.

Premium Golf Umbrella - Non-conductive fibreglass frame golf umbrella. Features vented canopy for additional wind resistance and Land Rover wordmark to the canopy edge.

Modern Driver's Jacket - Be ready for every kind of road. This contemporary driver's jacket offers incredible versatility. Features quilted shoulders, branded poppers to the cuffs and a brushed metal effect wordmark tag. Water-resistant zips and DWR® coating.

Land Rover Business Hard Case - Taking design cues from our Land Rover skid plate, this business case in Graphite Grey is ready for whatever the workday brings. A polycarbonate shell, an aluminium frame and TSA-approved locks mean important documents are always kept secure.

Weekender Bag - Packed with versatility. Made from highly supple oil-washed natural grained brown leather, this Weekender Bag is flexible in every sense. Ideal for day trips or extended excursions, it features sturdy handles, a detachable padded shoulder strap and a practical zip pocket. Includes protective dust bag.

Defender Multi-tool - Black steel credit card sized multi-tool crafted into a Defender silhouette. Features a range of practical tools including tyre tread gauge.

[EXPLORE THE COLLECTION](#)



DESIGN

VERSATILITY

IN-CAR TECHNOLOGY

CAPABILITY

PERFORMANCE

PERSONALISATION

THE WORLD OF
LAND ROVER

THE WORLD OF LAND ROVER



Your Land Rover has been designed and engineered to help you make more of your world. It can take you to places others simply can't reach, in a style that cannot be matched. With a vehicle from Special Vehicle Operations, that sense of individuality can be taken to even greater heights. As a celebration of the Land Rover lifestyle, we've put together a range of experiences, publications and the Land Rover Lifestyle Collection. There's a world to explore. Get out there and enjoy it.



> BOOK AN EXPERIENCE



> SPECIAL VEHICLE OPERATIONS



> LAND ROVER COLLECTION



> LAND ROVER ADVENTURE TRAVEL



DESIGN

VERSATILITY

IN-CAR TECHNOLOGY

CAPABILITY

PERFORMANCE

PERSONALISATION

THE WORLD OF
LAND ROVER



BUILD YOUR OWN

Use the configurator to design your perfect Land Rover Discovery Sport



FIND A RETAILER

Search for a Land Rover Retailer near you



COMPARE OUR VEHICLES

Select up to three Land Rover vehicles and compare them side by side



KEEP ME INFORMED

Sign up for all the latest Land Rover news



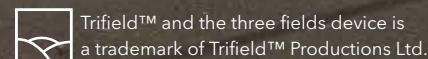
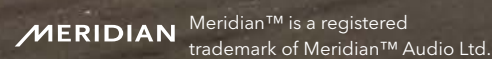
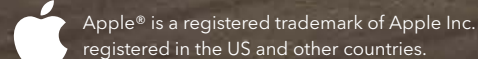
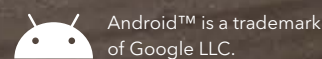
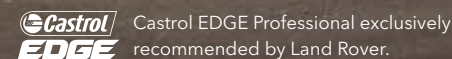
ABOVE & BEYOND



The global shortage of semiconductors is currently affecting vehicle build specifications, option availability, and build timings. This is a very dynamic situation, and as a result imagery used within the website at present may not fully reflect current specifications for features, options, trim and colour schemes. Please consult your Retailer who will be able to confirm any current restrictions with you in order to allow an informed choice.

Jaguar Land Rover Limited is constantly seeking ways to improve the specification, design and production of its vehicles, parts and accessories and alterations take place continually, and we reserve the right to change without notice. Some features may vary between optional and standard for different model years. The information, specification, engines and colours on this website are based on European specification and may vary from market to market and are subject to change without notice. Some vehicles are shown with optional equipment and retailer fit accessories that may not be available in all markets. Please contact your local retailer for local availability and prices.

Colours: Image colours reproduced here are provided for illustrative purposes only. Colours are reproduced on screen and may therefore vary compared to the actual finish. The company reserves the right to alter or withdraw any colour finish without notice. Some of these colours may not be obtainable in your country. Please check availability of colours and current specifications with your Land Rover Retailer. Distributors and Retailers are not agents of Jaguar Land Rover Limited and have absolutely no authority to bind Jaguar Land Rover Limited to any express or implied undertaking or representation. Information and images displayed in relation to the InControl technology, including Touchscreen, App screens, or sequences are subject to regular software updates, version control and other system/visual changes depending on options selected. **Optional features** and their availability may differ by vehicle specification (model and powertrain), or require the installation of other features in order to be fitted. Please contact your local Retailer for more details, or configure your vehicle online. All in-car features should be used by drivers only when safe for them to do so. Drivers must ensure they are in full control of the vehicle at all times. Certain features require an appropriate SIM with a suitable data contract, which will require a further subscription after the initial term advised by your Retailer. CO₂ and fuel economy figures may vary according to wheel fitment and optional extras fitted. **Vehicles shown** include Land Rover Discovery Sport Black in Hakuba Silver and R-Dynamic HSE in Firenze Red. Vehicles are shown with optional features and accessories fitted.



Jaguar Land Rover Limited. Registered Office: Abbey Road, Whitley, Coventry CV3 4LF United Kingdom
Registered in England: Number 1672070 landrover.com © Copyright Jaguar Land Rover Limited 2022.

TECHNICAL SPECIFICATION 2022
DISCOVERY SPORT



ABOVE & BEYOND



ENGINES

You can select from a choice of diesel, petrol and Plug-in Hybrid engines. These engines are designed for clean and efficient combustion. All are equipped with Stop/Start technology and All Wheel Drive engines come with smart regenerative charging.

Configure your Discovery Sport at landrover.co.uk

			DIESEL	DIESEL MHEV
			D165	D165
POWERTRAIN				
Mild Hybrid Electric Vehicle (MHEV)			-	■
Transmission			Manual	Automatic
Driveline			Front Wheel Drive (FWD)	All Wheel Drive (AWD)
Maximum power (HP/rpm)			163/3,750	163/3,750
Maximum torque (Nm/rpm)			380/1,500-2,500	380/1,500-2,500
Capacity (cc)			1,997	1,997
No. of cylinders/Valves per cylinder			4/4	4/4
Cylinder layout			Transverse	Transverse
Bore/stroke (mm)			83/92.31	83/92.31
Compression ratio (:1)			16.5 +/- 0.5	16.5 +/- 0.5
FUEL ECONOMY - WLTP*				
Seating			5/5 + 2	5/5 + 2
WLTP Consumption	Low	mpg (l/100km)	36.2 - 34.0 (7.8 - 8.3)/34.9 - 33.6 (8.1 - 8.4)	37.7 - 36.2 (7.5 - 7.8)/36.7 - 35.8 (7.7 - 7.9)
	Medium	mpg (l/100km)	44.8 - 41.5 (6.3 - 6.8)/42.8 - 40.4 (6.6 - 7.0)	41.5 - 39.2 (6.8 - 7.2)/40.4 - 38.7 (7.0 - 7.3)
	High	mpg (l/100km)	51.4 - 48.7 (5.5 - 5.8)/49.6 - 47.9 (5.7 - 5.9)	48.7 - 46.3 (5.8 - 6.1)/47.1 - 45.6 (6.0 - 6.2)
	Extra High	mpg (l/100km)	42.8 - 40.9 (6.6 - 6.9)/42.2 - 39.8 (6.7 - 7.1)	40.4 - 38.7 (7.0 - 7.3)/40.4 - 38.2 (7.1 - 7.4)
	Combined	mpg (l/100km)	44.8 - 42.2 (6.3 - 6.7)/42.8 - 40.9 (6.6 - 6.9)	42.2 - 40.4 (6.7 - 7.0)/41.5 - 39.8 (6.8 - 7.1)
WLTP CO ₂ Emissions	Combined	g/km	166 - 176/172 - 180	175 - 183/179 - 186
Fuel tank capacity - useable litres			65	65
Diesel Exhaust Fluid (DEF) - useable litres			17	17
PERFORMANCE				
Seating			5/5 + 2	5/5 + 2
Acceleration (secs) 0-60mph (0-100km/h)			9.8/10.2 (10.4/10.8)	9.5/9.8 (10.2/10.6)
Maximum speed mph (km/h)			112 (180)	112 (180)

■ Standard - Not Available.

*The figures provided are as a result of official manufacturer's tests in accordance with EU legislation. For comparison purposes only. Real-world figures may differ. CO₂ and fuel economy figures may vary according to factors such as driving styles, environmental conditions, load, wheel fitment and accessories fitted.

Some features on images may vary between optional and standard for different model years and due to the impact of Covid-19, many of our images have not been updated to reflect 23MY specifications. Please refer to the car configurator and additionally consult your local Retailer for detailed 23MY specifications and do not base an order on website imagery alone. Jaguar Land Rover Limited is constantly seeking ways to improve the specification, design and production of its vehicles, parts and accessories and alterations take place continually, and we reserve the right to change without notice.

TECHNICAL SPECIFICATION

	DIESEL	DIESEL MHEV
BRAKES	D165	D165
Seating	5/5 + 2	5/5 + 2
Front type	Twin piston, sliding caliper, Vented Discs	Twin piston, sliding caliper, Vented Discs
Front diameter (mm)	349	349
Rear type	Single piston, sliding caliper, Solid discs / Single piston, sliding caliper, Vented discs	Single piston, sliding caliper, Solid discs / Single piston, sliding caliper, Vented discs
Rear diameter (mm)	300/325	300/325
Park brake diameter (mm)	300/325	300/325
WEIGHTS (kg)*		
Seating	5/5 + 2	5/5 + 2
Unladen weight (EU)**	1,844/1,925	1,949/2,028
Unladen weight (DIN)†	1,769/1,850	1,874/1,953
Gross Vehicle Weight (GVW)	2,440/2,640	2,590/2,750
TOWING (kg)		
Seating	5/5 + 2	5/5 + 2
Unbraked trailer	750	750
Maximum towing	Up to 1,800	Up to 2,200
Maximum coupling point (nose weight)	100	100
Maximum vehicle and trailer combination	4,240/4,440	4,790/4,950
ROOF CARRYING (kg)		
Maximum roof load (including cross bars)††	75	75

*Weights reflect vehicles to standard specifications. Optional extras increase weight.

**Includes a 75 kg driver, full fluids and 90% fuel.

†Includes full fluids and 90% fuel.

††Roof carrying load reduced to 60 kg when Summer Tyres are fitted.

ENGINES

POWERTRAIN

Mild Hybrid Electric Vehicle (MHEV)

Transmission

Driveline

Maximum power (HP/rpm)

Maximum torque (Nm/rpm)

Capacity (cc)

No. of cylinders/Valves per cylinder

Cylinder layout

Bore/stroke (mm)

Compression ratio (:1)

FUEL ECONOMY - WLTP*

Seating

WLTP Consumption	Low	mpg (l/100km)
	Medium	mpg (l/100km)
	High	mpg (l/100km)
	Extra High	mpg (l/100km)
	Combined	mpg (l/100km)

WLTP CO₂ Emissions Combined g/km

Fuel tank capacity - useable litres

Diesel Exhaust Fluid (DEF) - useable litres

PERFORMANCE

Seating

Acceleration (secs (0-60mph (0-100km/h)

Maximum speed mph (km/h)

DIESEL MHEV

D200



Automatic

All Wheel Drive (AWD)

204/3,750

430/1,750-2,500

1,997

4/4

Transverse

83/92.31

16.5 +/- 0.5

5/5 + 2

37.7 - 35.3 (7.5 - 8.0)/36.7 - 34.9 (7.7 - 8.1)

41.5 - 37.7 (6.8 - 7.5)/40.4 - 37.2 (7.0 - 7.6)

48.7 - 44.1 (5.8 - 6.4)/47.1 - 43.5 (6.0 - 6.5)

40.4 - 37.2 (7.0 - 7.6)/39.8 - 36.7 (7.1 - 7.7)

42.2 - 39.2 (6.7 - 7.2)/41.5 - 38.7 (6.8 - 7.3)

175 - 190/179 - 193

65

17

5/5 + 2

8.1/8.3 (8.6/8.9)

117 (188)

■ Standard - Not Available.

*The figures provided are as a result of official manufacturer's tests in accordance with EU legislation. For comparison purposes only. Real-world figures may differ. CO₂ and fuel economy figures may vary according to factors such as driving styles, environmental conditions, load, wheel fitment and accessories fitted.

TECHNICAL SPECIFICATION

BRAKES

Front type	Twin piston, sliding caliper, Vented discs
Front diameter (mm)	349
Rear type	Single piston, sliding caliper, Solid discs
Rear diameter (mm)	300/325
Park brake diameter (mm)	300/325

WEIGHTS (kg)*

Seating	5/5 + 2
Unladen weight (EU)**	1,949/2,028
Unladen weight (DIN)†	1,873/1,953
Gross Vehicle Weight (GVW)	2,590/2,750

TOWING (kg)

Seating	5/5 + 2
Unbraked trailer	750
Maximum towing	Up to 2,500/Up to 2,200
Maximum coupling point (nose weight)	100
Maximum vehicle and trailer combination	5,090/4,950

ROOF CARRYING (kg)

Maximum roof load (including cross bars)††	75
--	----

*Weights reflect vehicles to standard specifications. Optional extras increase weight.

**Includes a 75 kg driver, full fluids and 90% fuel.

†Includes full fluids and 90% fuel.

††Roof carrying load reduced to 60 kg when Summer Tyres are fitted.

ENGINES

POWERTRAIN

Mild Hybrid Electric Vehicle (MHEV)

Transmission

Driveline

Maximum power (HP/rpm)

Maximum torque (Nm/rpm)

Capacity (cc)

No. of cylinders/Valves per cylinder

Cylinder layout

Bore/stroke (mm)

Compression ratio (:1)

FUEL ECONOMY - WLTP*

Seating

	Low	mpg (l/100km)
WLTP Consumption	Medium	mpg (l/100km)
	High	mpg (l/100km)
	Extra High	mpg (l/100km)
	Combined	mpg (l/100km)

WLTP CO₂ Emissions Combined g/km

Fuel tank capacity - useable litres

PERFORMANCE

Seating

Acceleration (secs) 0-60mph (0-100km/h)

Maximum speed mph (km/h)

PETROL MHEV

P250

■

Automatic

All Wheel Drive (AWD)

249/5,500

365/1,300-4,500

1,997

4/4

Transverse

83/92.29

10.5 +/- 0.5

5/5 + 2

23.2 - 21.9 (12.2 - 12.9)/22.6 - 22.1 (12.5 - 12.8)

31.0 - 28.5 (9.1 - 9.9)/30.1 - 29.1 (9.4 - 9.7)

35.8 - 32.8 (7.9 - 8.6)/34.9 - 34.0 (8.1 - 8.3)

30.1 - 27.7 (9.4 - 10.2)/29.4 - 28.5 (9.6 - 9.9)

30.4 - 28.2 (9.3 - 10.0)/29.7 - 28.8 (9.5 - 9.8)

208 - 225/213 - 220

67

5/5 + 2

7.3/7.5 (7.8/8.1)

124 (200)

P290

■

Automatic

All Wheel Drive (AWD)

290/5,500

400/1,500-4,500

1,997

4/4

Transverse

83/92.29

9.5 +/- 0.5

5/5+2

23.2 - 22.6 (12.2 - 12.5)/22.8 - 22.4 (12.4 - 12.6)

30.1 - 28.2 (9.4 - 10.0)/29.4 - 27.7 (9.6 - 10.2)

35.8 - 33.2 (7.9 - 8.5)/34.9 - 32.8 (8.1 - 8.6)

29.7 - 28.0 (9.5 - 10.1)/29.4 - 27.7 (9.6 - 10.2)

30.4 - 28.5 (9.3 - 9.9)/29.7 - 28.2 (9.5 - 10.0)

210 - 223/215 - 226

67

5/5+2

7.0/7.1 (7.4/7.5)

145/144 (233/232)**

■ Standard.

*The figures provided are as a result of official manufacturer's tests in accordance with EU legislation. For comparison purposes only. Real-world figures may differ. CO₂ and fuel economy figures may vary according to factors such as driving styles, environmental conditions, load, wheel fitment and accessories fitted.

**If vehicle is fitted with 18" wheels the top speed will be 137mph (221km/h). If vehicle is fitted with 21" wheels the top speed will be 143mph (231km/h).

TECHNICAL SPECIFICATION

	PETROL MHEV	
	P250	P290
BRAKES		
Front type	Twin piston, sliding caliper, Vented discs	Twin piston, sliding caliper, Vented discs
Front diameter (mm)	349	349
Rear type	Single piston, sliding caliper, Vented discs	Single piston, sliding caliper, Vented discs
Rear diameter (mm)	325	325
Park brake diameter (mm)	325	325
WEIGHTS (kg)*		
Seating	5/5 + 2	5/5 + 2
Unladen weight (EU)**	1,939/2,017	1,957/2,036
Unladen weight (DIN)†	1,864/1,942	1,882/1,961
Gross Vehicle Weight (GVW)	2,550/2,700	2,570/2,720
TOWING (kg)		
Seating	5/5 + 2	5/5 + 2
Unbraked trailer	750	750
Maximum towing	Up to 2,000	Up to 2,000
Maximum coupling point (nose weight)	100	100
Maximum vehicle and trailer combination	4,550/4,700	4,570/4,720
ROOF CARRYING (kg)		
Maximum roof load (including cross bars)††	75	75

*Weights reflect vehicles to standard specifications. Optional extras increase weight.

**Includes a 75 kg driver, full fluids and 90% fuel.

†Includes full fluids and 90% fuel.

††Roof carrying load reduced to 60 kg when Summer Tyres are fitted.

ENGINES

POWERTRAIN

Transmission
Driveline
Maximum power (HP/rpm)
Maximum torque (Nm/rpm)
Capacity (cc)
No. of cylinders/Valves per cylinder
Cylinder layout
Bore/stroke (mm)
Compression ratio (:1)

FUEL ECONOMY - WLTP**

Seating		
Fuel Consumption	Combined	mpg (l/100km)
WLTP CO ₂ Emissions	Combined	g/km
Fuel tank capacity - useable litres		
EV Range TEL Combined (WLTP) miles/km		

BATTERY AND CHARGING TIMES

Home Charger / Wall box 7kWh
DC Charger 32kWh
Domestic Plug 2.3kWh
Battery capacity Total (Usable) kWh
Charging cable length (m)

PETROL PHEV	
P300e	
Automatic	
All Wheel Drive (AWD)	
309*/5,500*	
540*/2,000-2,500*	
1498	
3/4	
Transverse	
83/92.28	
10.5+/-0.5	
5	
166.2-188.3 (1.7-1.5)	
34-38	
57	
35-37 (57-60)	
2 hours 12 minutes to 100%	
30 mins to 80%	
6 hours 42 minutes to 100%	
15 (12.17)	
5	

*When combined with electric motor.
 **The figures provided are as a result of official manufacturer's tests in accordance with EU legislation with a fully charged battery. For comparison purposes only. Real-world figures may differ. CO₂, fuel economy, energy consumption and range figures may vary according to factors such as driving styles, environmental conditions, load, wheel fitment, accessories fitted, actual route and battery condition. Range figures are based upon production vehicle over a standardised route.

TECHNICAL SPECIFICATION

PERFORMANCE

Seating
Acceleration (secs) 0-60mph (0-100km/h)
Maximum speed mph (km/h)

ELECTRIC MOTOR DATA

Maximum Power HP (kW)
Maximum Torque (Nm)

BRAKES

Front type
Front diameter (mm)
Rear type
Rear diameter (mm)
Park brake diameter (mm)

WEIGHTS (kg)*

Seating
Unladen weight (EU)**
Unladen weight (DIN)†
Gross Vehicle Weight (GVW)

TOWING (kg)

Seating
Unbraked trailer
Maximum towing
Maximum coupling point (nose weight)
Maximum vehicle and trailer combination

ROOF CARRYING (kg)

Maximum roof load (including cross bars)††
--

PETROL PHEV	
P300e	
Seating	5
Acceleration (secs) 0-60mph (0-100km/h)	6.2 (6.6)
Maximum speed mph (km/h)	130 (209)
Maximum Power HP (kW)	109 (80)
Maximum Torque (Nm)	260
Front type	Twin piston, sliding caliper, Vented discs
Front diameter (mm)	349
Rear type	Single piston, sliding caliper, Vented discs
Rear diameter (mm)	325
Park brake diameter (mm)	325
Seating	5
Unladen weight (EU)**	2,168
Unladen weight (DIN)†	2,093
Gross Vehicle Weight (GVW)	2,750
Seating	5
Unbraked trailer	750
Maximum towing	Up to 1,600
Maximum coupling point (nose weight)	100
Maximum vehicle and trailer combination	4,350
Maximum roof load (including cross bars)††	75

*Weights reflect vehicles to standard specifications. Optional extras increase weight.

**Includes a 75 kg driver, full fluids and 90% fuel.

†Includes full fluids and 90% fuel.

††Roof carrying load reduced to 60 kg when Summer Tyres are fitted.

DIMENSIONS AND CAPABILITIES

RIDE HEIGHT

With roof antenna 1,727 mm

HEADROOM

Maximum front/rear headroom with standard roof 1,003 mm/984 mm
Maximum front/rear headroom with panoramic roof 1,021 mm/984 mm

LEGROOM

Maximum front legroom 993 mm
Maximum rear legroom second row 968 mm
Maximum rear legroom third row 655 mm

LOADSPACE CAPACITY

Height 798 mm, Width 1,323 mm
Loadspace width between arches 1,107 mm

5 seats

Maximum loadspace volume behind first row
Dry* 1,574 litres, Wet* 1,794 litres
Maximum loadspace volume behind second row
Dry* 963 litres, Wet* 1,179 litres

5 + 2 seats

Maximum loadspace volume behind first row
Dry* 1,451 litres, Wet* 1,651 litres
Maximum loadspace volume behind second row
Dry* 840 litres, Wet* 1,036 litres
Maximum loadspace volume behind third row
Dry* 115 litres, Wet* 157 litres

*Dry: volume as measured with Verband Der Automobilindustrie-compliant solid blocks (200 mm x 50 mm x 100 mm). Wet: volume as measured by simulating the loadspace filled with liquid. Figures are representative of vehicles fitted with slide and recline second row seats with seats fully forward and not tilted.

**Front wheel track varies between 1,625.2 mm - 1,635.6 mm depending on wheel size.

†Rear wheel track varied from 1,623.0 mm - 1,642.7 mm depending on wheel size. P300e engine will be 1,632.1 mm - 1,642.2 mm.

**Figures in brackets are representative of R-Dynamic vehicles only.

‡Ramp Angle for P300e only.

††Figures in brackets are representative of 5 seat vehicles only.

Fitting of side tubes or side steps may affect the off-road capability of the vehicle. Challenging off-road driving requires full training and experience.

OBSTACLE CLEARANCE


Standard ride height 212 mm

TURNING CIRCLE

Kerb-to-kerb 11.8 m
Wall-to-wall 12.14 m
Turns lock-to-lock 2.31

WADING DEPTH

Maximum wading depth 600 mm




	A	B	C
	Approach Angle	Ramp Angle	Departure Angle
Off-road††	25.0° (22.8°)	20.6°/19.5°†	30.2° (28.2°)



Wheelbase 2,741 mm

Width 2,069 mm mirrors folded
Width 2,173 mm mirrors out



Front wheel track**
1,625.2 mm - 1,635.6 mm

Rear wheel track†
1,623 mm - 1,642.7 mm

Length behind second row 967 (980††) mm



Loadspace width
1,323 mm

Length behind first row 1,824 (1,771††) mm

Overall length 4,597 mm

