

# RANGE ROVER EVOQUE



ABOVE & BEYOND



ENTER  
scroll or swipe to interact





BY APPOINTMENT TO  
H.M. THE QUEEN  
MANUFACTURERS OF  
MOTOR VEHICLES  
JAGUAR LAND ROVER LIMITED  
COVENTRY



BY APPOINTMENT TO  
H.M. THE DUKE OF EDINBURGH  
MANUFACTURERS OF  
MOTOR VEHICLES  
JAGUAR LAND ROVER LIMITED  
COVENTRY

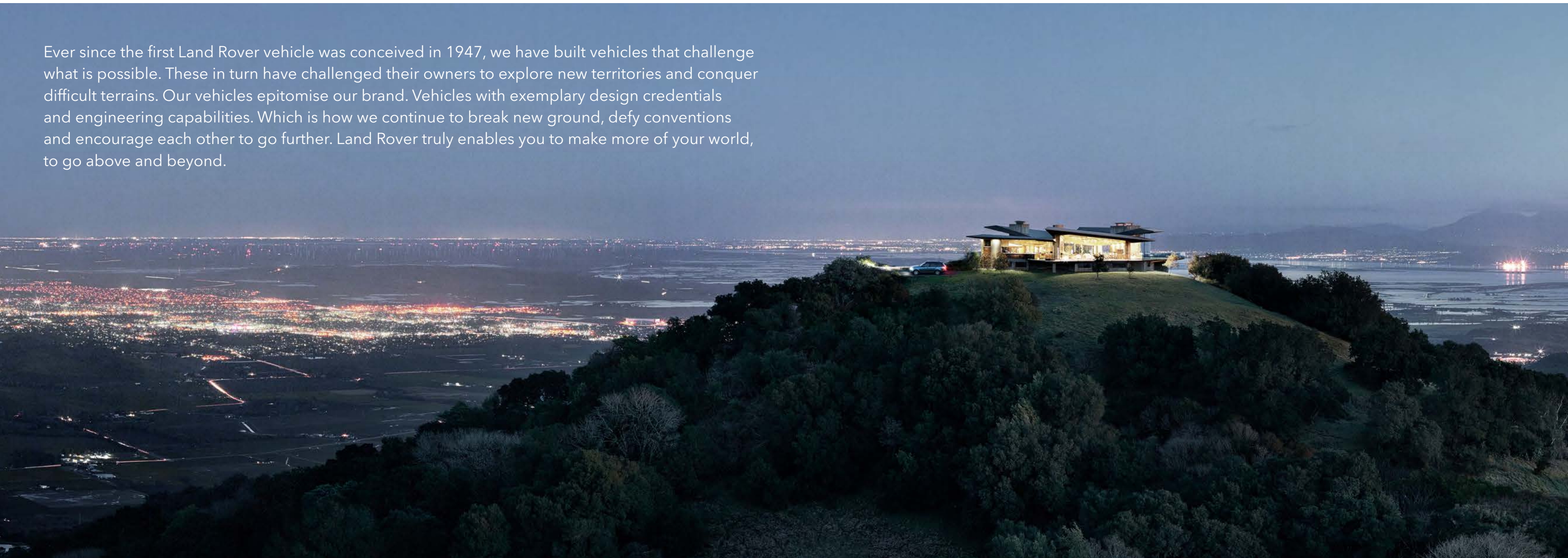


BY APPOINTMENT TO  
H.M. THE PRINCE OF WALES  
MANUFACTURERS OF  
MOTOR VEHICLES  
JAGUAR LAND ROVER LIMITED  
COVENTRY



**ABOVE & BEYOND**

Ever since the first Land Rover vehicle was conceived in 1947, we have built vehicles that challenge what is possible. These in turn have challenged their owners to explore new territories and conquer difficult terrains. Our vehicles epitomise our brand. Vehicles with exemplary design credentials and engineering capabilities. Which is how we continue to break new ground, defy conventions and encourage each other to go further. Land Rover truly enables you to make more of your world, to go above and beyond.



**DESIGN**

**IN-CAR TECHNOLOGY**

**CAPABILITY**

**PERFORMANCE**

**VERSATILITY**

**PERSONALISATION**

**THE WORLD OF  
LAND ROVER**



# DESIGN

[BUILD YOUR OWN](#)

Range Rover Evoque's confident design ethos makes a statement. Its distinctive coupé-like silhouette is finished with flush deployable door handles and optional 21" wheels. Whilst inside, the latest technologies make your journey easier and more connected. Our Pivi infotainment system and an optional Interactive Driver Display are featured, together with beautifully appointed material options. Helping to create a luxuriously finished modern, urbane space.

In-car features should be used by drivers only when safe to do so. Drivers must ensure they are in full control of the vehicle at all times. Pivi and InControl features, options, third party services and their availability remain market dependent - check with your Land Rover Retailer for local market availability and full terms. Mobile network connectivity cannot be guaranteed in all locations. Information and images displayed in relation to the InControl technology, including screens or sequences, are subject to software updates, version control and other system/visual changes depending on options selected. Vehicle shown is Range Rover Evoque Autobiography in Carpathian Grey with optional features fitted.







## LEAD THE WAY

Range Rover Evoque features a range of innovative technologies, including sleek optional Matrix LED headlights with signature Daytime Running Lights\* (DRL) and an adaptive beam. By splitting the main beam into vertical strips, the number of sections is maximised for ultimate visibility, while casting a shadow over oncoming traffic to help to prevent dazzling. Plus, Animated Directional Indicators\* are available, which reduce the time it takes other road users to recognise the direction you're heading.

\*The option shown has linked features. Vehicle shown is Range Rover Evoque R-Dynamic HSE in Nolita Grey with optional features fitted.



DESIGN

IN-CAR TECHNOLOGY

CAPABILITY

PERFORMANCE

VERSATILITY


PERSONALISATION

THE WORLD OF  
LAND ROVER



## INTERIOR DESIGN

Range Rover Evoque's confident design cues continue throughout its spacious interior. Uncluttered surfaces and reductive lines create a refined, premium-feel cockpit for you to settle into. Complemented by a carefully curated range of finishing materials to choose from, all offering enhanced comfort, you can tailor this contemporary space to your exacting taste.

 BUILD YOUR OWN

Interior shown is Range Rover Evoque R-Dynamic HSE featuring Cloud/Ebony perforated Windsor leather seats and optional features fitted.



DESIGN

IN-CAR TECHNOLOGY

CAPABILITY

PERFORMANCE

VERSATILITY


PERSONALISATION

THE WORLD OF  
LAND ROVER



## OUTSIDE, MEET INSIDE

Bring natural light and a greater sense of space to your Range Rover Evoque's interior. The addition of a fixed<sup>1</sup> or sliding panoramic roof<sup>2</sup> invites the outside in. All at the touch of a button. There are two colourway options to choose from: matching body-coloured, or contrasting Black.

 BUILD YOUR OWN

<sup>1</sup>Model dependent. <sup>2</sup>Selecting sliding panoramic roof option will reduce front and rear headroom.



DESIGN

IN-CAR TECHNOLOGY

CAPABILITY

PERFORMANCE

VERSATILITY

PERSONALISATION

THE WORLD OF  
LAND ROVER





## INTERIOR PERSONALISATION

There are ample material options to choose from to furnish your Range Rover Evoque. Contrasting or complementary colourways are available in a variety of innovative materials: Leather seat facings\*, Windsor leather, Eucalyptus textile with Ultrafabrics™\*, or Kvadrat premium wool blends with Dinamica® suedecloth. Sustainable, breathable and responsibly sourced, they create the most comfortable and utterly sophisticated of spaces. Sleek details like stitching on the facia only add to the refined feel.

\*Model dependent. Interior shown is Range Rover Evoque R-Dynamic HSE featuring Cloud/Ebony perforated Windsor leather seats.



DESIGN

IN-CAR TECHNOLOGY

CAPABILITY

PERFORMANCE

VERSATILITY

PERSONALISATION

THE WORLD OF  
LAND ROVER



# IN-CAR TECHNOLOGY

## SIMPLICITY AS STANDARD

Find what you're looking for quickly - without getting lost in menus, screens and hidden features. Range Rover Evoque's infotainment system, Pivi, features an intuitive Touchscreen interface, for greater efficiency and enjoyment. Reach everyday tasks in two taps or less, right from the home screen. Upgrade to Pivi Pro with Connected Navigation\* and you'll be accompanied by the latest in-car artificial intelligence, providing features such as the self-learning navigation system.



\*Connected Navigation will require further subscription after the initial term advised by your Land Rover Retailer.

Your vehicle is prepared for Apple CarPlay®. The services offered by Apple CarPlay depend on feature availability in your country, please see [apple.com/uk/ios/feature-availability/#apple-carplay](https://apple.com/uk/ios/feature-availability/#apple-carplay) for more information. Your vehicle is prepared for Android Auto™. The services offered by Android Auto depends on feature availability in your country, please see [android.com/intl/en\\_uk/auto/](https://android.com/intl/en_uk/auto/) for more information.

All in-car features should be used by drivers only when safe for them to do so. Drivers must ensure they are in full control of the vehicle at all times.

Pivi and InControl features, options, third party services and their availability remain market dependent - check with your Land Rover Retailer for local market availability and full terms. Mobile network connectivity cannot be guaranteed in all locations. Information and images displayed in relation to the InControl technology, including screens or sequences, are subject to software updates, version control and other system/visual changes depending on options selected.





## PREMIUM FUNCTIONALITY

With Land Rover Remote<sup>1</sup> as standard, your Range Rover Evoque is always in the palm of your hand. Preset your navigation, confirm your vehicle's location, check fuel levels and set the interior temperature - all before you've opened the car door. Along the way, intelligent re-routing can find you the best path to take, as well as updating parking availability, fuel price comparisons, café locations and traffic hotspots. Plus, optional Head-up Display<sup>2</sup> is available, which projects key information onto the windscreen in your line of sight, so you can sit back and just focus on the road ahead.



<sup>1</sup>Remote contains subscription services that can be extended after the initial term advised by your Land Rover Retailer. The Remote App will need to be downloaded from the Apple App Store/Google Play Store. <sup>2</sup>Navigation directions on the windscreen only appear when Pivi Pro with Connected Navigation is fitted to the vehicle. In-car features should be used by drivers only when safe to do so. Drivers must ensure they are in full control of the vehicle at all times. Pivi and InControl features, options, third party services and their availability remain market dependent - check with your Land Rover Retailer for local market availability and full terms. Mobile network connectivity cannot be guaranteed in all locations. Information and images displayed in relation to the InControl technology, including screens or sequences, are subject to software updates, version control and other system/visual changes depending on options selected.



DESIGN

IN-CAR TECHNOLOGY

CAPABILITY

PERFORMANCE

VERSATILITY

PERSONALISATION

THE WORLD OF  
LAND ROVER



## ENTERTAINMENT FOR ALL

We know how important it is for you to stay connected. With Pivi Pro's Online Pack with Data Plan<sup>1</sup>, you can enjoy your favourite music streamed from multiple services, including Spotify, Tunes and Deezer, right through your Range Rover Evoque's speakers. As passengers, you can all take full advantage of the optional Wi-Fi Enabled with Data Plan<sup>2</sup>, streaming entertainment with up to 20GB of data per month. Whether that's browsing your socials, playing online games, or immersing yourselves in a movie.

<sup>1</sup>The option shown has linked features. Fair use policy may apply. Standard 1 year subscription, which can be extended after the initial term advised by your Land Rover Retailer. <sup>2</sup>The option shown has linked features. Fair use policy applies. After 20GB of data is used within a month, data speeds and functionality on vehicle may reduce for the rest of the month. For details of the Fair Usage Policy associated with this feature, please refer to the InControl Pivi Pro Terms at [landrover.com/pivi-pro-terms](https://www.landrover.com/pivi-pro-terms). Playback time is dependent on streaming provider and the definition of the video content. HD video will significantly increase data usage.

In-car features should be used by drivers only when safe to do so. Drivers must ensure they are in full control of the vehicle at all times.

Pivi and InControl features, options, third party services and their availability remain market dependent - check with your Land Rover Retailer for local market availability and full terms. Mobile network connectivity cannot be guaranteed in all locations. Information and images displayed in relation to the InControl technology, including screens or sequences, are subject to software updates, version control and other system/visual changes depending on options selected.



DESIGN

IN-CAR TECHNOLOGY

CAPABILITY

PERFORMANCE

VERSATILITY

PERSONALISATION

THE WORLD OF  
LAND ROVER





## SEAMLESS CONNECTIVITY

Make life more connected and uninterrupted. Software Updates ensure your infotainment and control modules stay up to date, even when you're away from home. It means that your Range Rover Evoque just keeps getting better, and its automation makes for one less thing on your to-do list. Optional wireless device charging with phone signal booster\* allows you to charge compatible smartphones without the need for wires or a charging dock, keeping your interior free of clutter. While in the vehicle, your phone will use the vehicle's antenna for improved signal and clearer calls.

\*Engine dependent. Compatible smartphones only.



DESIGN

IN-CAR TECHNOLOGY

CAPABILITY

PERFORMANCE

VERSATILITY

PERSONALISATION

THE WORLD OF  
LAND ROVER



## WITH MERIDIAN™, YOU'LL FEEL MORE

Meridian's™ approach to in-car audio is all about managing the sound stage; intensifying the levels of depth, clarity and realism of the music, by using a combination of sophisticated acoustic technology and strategically positioned speakers. Wherever you sit in the vehicle, you'll get the same concert quality sound. Each strike of the piano, every guitar pick, horn blast, chorus and melody reveals itself with precision and texture, just as the artist intended. It's intimate, dramatic and very atmospheric - whether you're off-road or stuck in rush-hour traffic.

EXPLORE MERIDIAN™

\*Optional feature. Meridian™ is a registered trademark of Meridian™ Audio Ltd. Trifield™ and the three fields device is a trademark of Trifield™ Productions Ltd. Features and their availability may differ by vehicle specification and market. Visuals aim to represent the perceived placement of the musicians based on an occupant seated on the right side of the vehicle.



6 SPEAKERS

### 1. SOUND SYSTEM

Gives new levels of realism to your favourite music with a combination of speakers, channel amplifier, Audio Equalisation and Dynamic Volume Control.



12 SPEAKERS 1 SUBWOOFER 400W AMPLIFIER POWER

### 2. MERIDIAN™ SOUND SYSTEM\*

Brings detail and clarity to everyone in the car with strategically arranged speakers and a dual-channel subwoofer to deliver a full, sophisticated sound.



14 SPEAKERS 1 SUBWOOFER 650W AMPLIFIER POWER

### 3. MERIDIAN™ SURROUND SOUND SYSTEM\*

Enjoy an engaging, authentic concert hall experience as you're enveloped in the fullness and clarity of side, front and rear speakers seamlessly integrated using Trifield™ technology.



DESIGN

IN-CAR TECHNOLOGY

CAPABILITY

PERFORMANCE


VERSATILITY

PERSONALISATION

THE WORLD OF  
LAND ROVER



# CAPABILITY

 BUILD YOUR OWN

Cutting-edge capability technologies are at the heart of every Land Rover, and Range Rover Evoque is no different. Featuring All Wheel Drive (AWD) to give you confident vehicle handling both on and off road, torque can be redistributed to maximise traction on slippery surfaces such as grass and snow. Or in extreme conditions where the front or rear wheels lose resistance completely, up to 100 percent of engine torque can be distributed to the opposite axle for optimum grip.

Vehicle shown is Range Rover Evoque S in Fuji White with optional features fitted.



DESIGN

IN-CAR TECHNOLOGY

CAPABILITY

PERFORMANCE

VERSATILITY

PERSONALISATION

THE WORLD OF  
LAND ROVER



## EVERYDAY CAPABILITY

Optimise your vehicle by allowing intelligent Terrain Response 2<sup>1</sup> to select one of five terrain options, along with All Terrain Progress Control<sup>1</sup> which enables you to set and maintain a steady speed between 1mph and 18mph in challenging weather conditions. It will help you out in mud, wet grass, ice, snow and on dirt roads. The result of this combination of systems working together is a vehicle undeterred by tough environments. Plus, with the addition of optional Advanced Tow Assist<sup>2</sup>, you can take any equipment wherever you want to go.



<sup>1</sup>Engine dependent. <sup>2</sup>Engine dependent. The option shown has linked features. Vehicles shown are Range Rover Evoque R-Dynamic HSE in Firenze Red and Range Rover Evoque R-Dynamic HSE in Fuji White with optional features fitted.



DESIGN

IN-CAR TECHNOLOGY

CAPABILITY

PERFORMANCE

VERSATILITY

PERSONALISATION

THE WORLD OF  
LAND ROVER





## A CONFIDENT OFF-ROAD EXPERIENCE

With ClearSight Ground View<sup>1</sup>, you can effectively see 'through' the bonnet and display multiple exterior views as you drive. Selecting optional Adaptive Dynamics<sup>2</sup> via the Touchscreen lets you experience your Range Rover Evoque's tightest body control, with flatter handling and sharper responses. And, if you want even more control of your drive, optional Configurable Dynamics<sup>2</sup> is available to enhance either driving refinement and your comfort or the vehicle's performance. Allowing you to configure throttle mapping, gearbox shift points, steering settings and suspension to suit your driving needs.

<sup>1</sup>ClearSight Ground View dependent on 3D Surround Camera. Image is not live. Check surroundings for safety. Subject to local regulations. <sup>2</sup>Engine dependent. Off-road sequences on private land with full permissions.



DESIGN

IN-CAR TECHNOLOGY

CAPABILITY

PERFORMANCE


VERSATILITY

PERSONALISATION

THE WORLD OF  
LAND ROVER



# PERFORMANCE

 BUILD YOUR OWN

Electric power now propels our vehicles into an exciting new era. Range Rover Evoque Plug-in Hybrid combines a 3-cylinder, 1.5 litre petrol engine with an electric motor to deliver a total output of 309HP. The electric motor can either supply its power in parallel with the engine, or drive the vehicle in the selectable Electric Vehicle (EV) Mode. The 15kWh battery gives the vehicle an all-electric range from a full charge that is capable of managing most city commutes.

EV range figures are based upon production vehicle over a standardised route. Range achieved will vary dependent on vehicle and battery condition, actual route and environment and driving style. Vehicle shown is Range Rover Evoque R-Dynamic HSE in Fuji White with optional features fitted.



DESIGN

IN-CAR TECHNOLOGY

CAPABILITY

PERFORMANCE

VERSATILITY

PERSONALISATION

THE WORLD OF  
LAND ROVER



## MILD HYBRID ELECTRIC VEHICLE (MHEV)

Producing maximum-efficiency power, Range Rover Evoque offers Mild Hybrid engines that use a battery to harvest, store and cleverly redeploy energy normally lost during deceleration. MHEV vehicles also incorporate an enhanced Stop/Start system that enables the engine to shut down as the vehicle decelerates, preserving even more energy.

## P300 HST (MHEV)

The powerful P300 engine offers class-leading flexibility and a more engaging drive, with near-instantaneous boost pressure delivery. Featuring Active Driveline technology, you can switch seamlessly between two and four-wheel drive, as the demands of terrain and weather conditions change. Available on the high-performance Range Rover Evoque HST.

Image shown is Range Rover Evoque HST in Firenze Red with optional features fitted.



DESIGN

IN-CAR TECHNOLOGY

CAPABILITY

PERFORMANCE


VERSATILITY

PERSONALISATION

THE WORLD OF  
LAND ROVER



# VERSATILITY

 BUILD YOUR OWN

Range Rover Evoque has been created and engineered to make the most of modern life. Optional powered gesture tailgate\* enables you to open and close the tailgate from the kerb without using your key fob or touching the vehicle. Whether you're loading the weekly shop or bulky luggage, you can do so with minimum fuss. Sensors on either side of the vehicle ensure you can deploy the system safely from the kerb: simply deliver an upward-kick movement beneath the sensor to operate.

\*Model dependent. The option shown has linked features. Vehicle shown is Range Rover Evoque R-Dynamic HSE in Silicon Silver with optional features fitted.



DESIGN

IN-CAR TECHNOLOGY

CAPABILITY

PERFORMANCE

VERSATILITY

PERSONALISATION


THE WORLD OF  
LAND ROVER



## A HEIGHTENED VIEW

Stay in control at all times. Optional ClearSight interior rear view mirror<sup>1</sup> provides an unobstructed view of the road behind you, regardless of rear seat passengers or objects in the loadspace. The optional 3D Surround Camera<sup>2</sup> allows you to see more. New 3D exterior perspectives, alongside a 360° overhead view, make manoeuvring easier than ever.

<sup>1</sup>Model dependent. Feature subject to local regulations. If bifocal or varifocal users cannot easily adjust focus on the ClearSight digital rear view image, they may revert to rear view mirror mode at any time. <sup>2</sup>The option shown has linked features.



DESIGN

IN-CAR TECHNOLOGY

CAPABILITY

PERFORMANCE

VERSATILITY


PERSONALISATION

THE WORLD OF  
LAND ROVER



## YOUR IDEAL ENVIRONMENT

Optional Cabin Air Purification enriches driver and passenger wellbeing, by improving air quality inside your vehicle. Activate the PURIFY button and the specially designed filter captures fine particles from the outside air, such as PM2.5 and airborne allergens like dust and pollen. Keep everyone relaxed and comfortable with the intelligent Two-zone Climate Control function. By allowing you to adjust the temperature, you can create the optimal climate inside your Range Rover Evoque, no matter the weather outside.



DESIGN

IN-CAR TECHNOLOGY

CAPABILITY

PERFORMANCE


VERSATILITY

PERSONALISATION

THE WORLD OF  
LAND ROVER



## DRIVER ASSISTANCE PACKS



### BLIND SPOT ASSIST PACK<sup>1</sup>

**Blind Spot Assist**<sup>2</sup> - If another car is detected in your blind spot when you begin to change lanes, a warning light illuminates in the corresponding door mirror and steering torque encourages you to guide your vehicle away from potential collision.

**Rear Traffic Monitor** - Warns you of vehicles, pedestrians or other hazards approaching from either side. Particularly useful when reversing out of a parking bay.



### DRIVER ASSIST PACK<sup>1</sup>

**Blind Spot Assist Pack** - Contains Blind Spot Assist<sup>2</sup> and Rear Traffic Monitor.

**Rear Collision Monitor** - If a vehicle approaching from behind is not slowing down, Range Rover Evoque will attempt to alert the approaching driver to brake by automatically flashing the hazard lights.

**Adaptive Cruise Control** - Keeps your vehicle a safe distance from the vehicle in front, should it slow or stop when you're cruising or travelling in slow-moving traffic. If the vehicle in front stops, you will come to a smooth halt.

<sup>1</sup>Optional feature. Model dependent. The option shown has linked features. <sup>2</sup>Blind Spot Assist can help prevent collisions. If your vehicle detects another car in your blind spot when you begin to change lanes, a rotational force is automatically applied to the steering wheel - indicating a steering correction should be made.



DESIGN

IN-CAR TECHNOLOGY

CAPABILITY

PERFORMANCE

VERSATILITY

PERSONALISATION

THE WORLD OF  
LAND ROVER



# CHOOSE YOUR MODEL

[BUILD YOUR OWN](#)

There's a Range Rover Evoque model to suit every style. Range Rover Evoque is the pure, refined option. Range Rover Evoque R-Dynamic pushes the boundaries of design by being bolder and sportier – a vehicle with undoubted appeal. And for those seeking a commanding drive, Range Rover Evoque Autobiography features Burnished Copper lettering, Black exterior accents and 21" wheels\*.

\*Engine dependent.



RANGE ROVER EVOQUE



RANGE ROVER EVOQUE R-DYNAMIC



RANGE ROVER EVOQUE AUTOBIOGRAPHY



DESIGN

IN-CAR TECHNOLOGY

CAPABILITY

PERFORMANCE

VERSATILITY

PERSONALISATION

THE WORLD OF  
LAND ROVER



## EDITIONS

Range Rover Evoque Edition makes a statement of sophistication. Based on the R-Dynamic S, it features a striking Black Exterior Pack and 20" Gloss Black wheels as well as a smart 10" deployable Touchscreen equipped with Pivi Pro with Connected Navigation<sup>1</sup>. Inside, you can experience your music exactly as the artists intended, with a 12-speaker Meridian™ Sound System.

If it's robustness you're looking for, the might of Range Rover Evoque HST's powerful P300 engine should do the trick. Substance doesn't come at the cost of style either, with carefully selected design features such as a Black contrast sliding panoramic roof<sup>2</sup> and Black Exterior Pack.

[FIND A RETAILER](#)

<sup>1</sup>Connected Navigation will require further subscription after the initial term advised by your Land Rover Retailer.

<sup>2</sup>Selecting sliding panoramic roof option will reduce front and rear headroom. Meridian™ is a registered trademark of Meridian™ Audio Ltd. Trifield™ and the three fields device is a trademark of Trifield™ Productions Ltd



RANGE ROVER EVOQUE EDITION



RANGE ROVER EVOQUE HST



DESIGN

IN-CAR TECHNOLOGY

CAPABILITY

PERFORMANCE


VERSATILITY

PERSONALISATION

THE WORLD OF  
LAND ROVER



# ACCESSORIES

 EXPLORE ACCESSORIES

Land Rover Accessories can be purchased through your Land Rover Retailer and added at any stage of the vehicle's life - not just when it's new. Land Rover accessories are designed, tested and manufactured to the same exacting standards as the original equipment fitted to your vehicle. For more information and to see the full list of accessories please visit [accessories.landrover.com/gb/en](https://accessories.landrover.com/gb/en). You can also include accessories when you configure your Range Rover Evoque at [landrover.co.uk](https://landrover.co.uk).

Vehicle shown is Range Rover Evoque R-Dynamic HSE in Silicon Silver with optional features and accessories fitted.



DESIGN

IN-CAR TECHNOLOGY

CAPABILITY

PERFORMANCE

VERSATILITY

PERSONALISATION

THE WORLD OF  
LAND ROVER





## THE RANGE ROVER COLLECTION

Our latest range of premium lifestyle accessories are crafted with the same design excellence, refinement, and attention to detail as our vehicles.

**Range Rover Leather Tote Bag** - Style, simplicity, sophistication. It all comes to the fore with this cross-grained Leather Tote Bag in Deep Garnet. Featuring a chevron print lining with an easy-to-reach internal key pocket, its design is understated yet unmistakable.

**Range Rover Round Keyring** - Crafted from milled steel, this distinctive keyring is inspired by the Range Rover rotary dial. With a Black nickel finish and debossed wordmark to the outer ring edge.

**Range Rover Umbrella** - Your cover for all conditions. This wind-tested Range Rover Umbrella features a Black leather handle with debossed Range Rover wordmark, spring-loaded automatic opening and polycotton canopy.

**Range Rover Cufflinks** - A refined set of whale-back cufflinks inspired by the Range Rover rotary dial and crafted from milled steel. With a Black nickel finish and debossed wordmark.

**Range Rover Leather Wallet** - An elegant cross-grained leather wallet in Deep Garnet with chevron print to the inner lining. Features Range Rover rotary dial detail with debossed wordmark to the inside.

**Range Rover Sunglasses** - Lightweight aviator-style sunglasses in Silver. Machined from a single sheet of Japanese Seta-titanium, with NXT® polarized lenses for ultimate UV protection and colour clarity. Other styles available.



[EXPLORE THE COLLECTION](#)



DESIGN

IN-CAR TECHNOLOGY

CAPABILITY

PERFORMANCE

VERSATILITY

PERSONALISATION

THE WORLD OF  
LAND ROVER



# THE WORLD OF LAND ROVER



Your Land Rover has been designed and engineered to help you make more of your world. It can take you to places others simply can't reach, in a style that cannot be matched. With a vehicle from Special Vehicle Operations, that sense of individuality can be taken to even greater heights. As a celebration of the Land Rover lifestyle, we've put together a range of experiences, publications and the Land Rover Lifestyle Collection. There's a world to explore. Get out there and enjoy it.



> BOOK AN EXPERIENCE



> SPECIAL VEHICLE OPERATIONS



> LAND ROVER COLLECTION



> LAND ROVER ADVENTURE TRAVEL



DESIGN

IN-CAR TECHNOLOGY

CAPABILITY

PERFORMANCE

VERSATILITY

PERSONALISATION

THE WORLD OF  
LAND ROVER





### BUILD YOUR OWN

Use the configurator to design your perfect Range Rover Evoque



### FIND A RETAILER

Search for a Land Rover Retailer near you



### COMPARE OUR VEHICLES

Select up to three Land Rover vehicles and compare them side by side



### KEEP ME INFORMED

Sign up for all the latest Land Rover news



## ABOVE & BEYOND



**Important note on imagery & specification.** The global shortage of semiconductors is currently affecting vehicle build specifications, option availability, and build timings. This is a very dynamic situation, and as a result imagery used within the website at present may not fully reflect current specifications for features, options, trim and colour schemes. Please consult your Retailer who will be able to confirm any current restrictions with you in order to allow an informed choice.

Jaguar Land Rover Limited is constantly seeking ways to improve the specification, design and production of its vehicles, parts and accessories and alterations take place continually, and we reserve the right to change without notice. Some features may vary between optional and standard for different model years. The information, specification, engines and colours on this website are based on European specification and may vary from market to market and are subject to change without notice. Some vehicles are shown with optional equipment and retailer fit accessories that may not be available in all markets. Please contact your local retailer for local availability and prices.

**Colours:** Image colours reproduced here are provided for illustrative purposes only. Colours are reproduced on screen and may therefore vary compared to the actual finish. The company reserves the right to alter or withdraw any colour finish without notice. Some of these colours may not be obtainable in your country. Please check availability of colours and current specifications with your Land Rover Retailer. Distributors and Retailers are not agents of Jaguar Land Rover Limited and have absolutely no authority to bind Jaguar Land Rover Limited to any express or implied undertaking or representation. Information and images displayed in relation to the InControl technology, including Touchscreen, App screens, or sequences are subject to regular software updates, version control and other system/visual changes depending on options selected. **Optional features** and their availability may differ by vehicle specification (model and powertrain), or require the installation of other features in order to be fitted. Please contact your local Retailer for more details, or configure your vehicle online. All in car features should be used by drivers only when safe for them to do so. Drivers must ensure they are in full control of the vehicle at all times. Certain features require an appropriate SIM with a suitable data contract, which will require a further subscription after the initial term advised by your Retailer. CO<sub>2</sub> and fuel economy figures may vary according to wheel fitment and optional extras fitted. Vehicles shown include Range Rover Evoque Autobiography in Carpathian Grey and R-Dynamic HSE in Nolita Grey. Vehicles are shown with optional features and accessories fitted.

Castrol EDGE Professional exclusively recommended by Land Rover.

Android™ is a trademark of Google LLC.

Apple® is a registered trademark of Apple Inc. registered in the US and other countries.

Meridian™ is a registered trademark of Meridian™ Audio Ltd.

Trifold™ and the three fields device is a trademark of Trifold™ Productions Ltd.

Jaguar Land Rover Limited Registered Office: Abbey Road, Whitley, Coventry CV3 4LF United Kingdom. Registered in England: Number 1672070 landrover.co.uk © Copyright Jaguar Land Rover Limited 2022. 1L5512300000BGBEN01P Dec 2021 / 23MY



TECHNICAL SPECIFICATION 2022  
RANGE ROVER EVOQUE



ABOVE & BEYOND





## ENGINES

You can select from a choice of diesel, petrol and Plug-in Hybrid engines. These engines are designed for clean and efficient combustion and are all equipped with Stop/Start technology and All Wheel drive engines come with smart regenerative charging.

**Configure your Range Rover Evoque at [landrover.co.uk](http://landrover.co.uk)**

			DIESEL		DIESEL MHEV	
POWERTRAIN			D165		D165	
Mild Hybrid Electric Vehicle (MHEV)			-		■	
Transmission			Manual		Automatic	
Driveline			Front Wheel Drive (FWD)		All Wheel Drive (AWD)	
Maximum power (HP/kW/rpm)			163/120/3,750		163/120/3,750	
Maximum torque (Nm/rpm)			380/1,500-2,500		380/1,500-2,500	
Capacity (cc)			1,997		1,997	
No. of cylinders/Valves per cylinder			4/4		4/4	
Cylinder layout			Transverse		Transverse	
Bore/stroke (mm)			83/92.31		83/92.31	
Compression ratio (:1)			16.5 +/- 0.5		16.5 +/- 0.5	
FUEL ECONOMY - WLTP*						
WLTP Consumption	Low	mpg (l/100km)	37.2 - 35.3 (7.6 - 8.0)		38.7 - 37.2 (7.3 - 7.6)	
	Medium	mpg (l/100km)	47.1 - 43.5 (6.0 - 6.5)		43.5 - 40.4 (6.5 - 7.0)	
	High	mpg (l/100km)	54.3 - 50.4 (5.2 - 5.6)		50.4 - 47.9 (5.6 - 5.9)	
	Extra High	mpg (l/100km)	45.6 - 42.2 (6.2 - 6.7)		42.2 - 40.4 (6.7 - 7.0)	
	Combined	mpg (l/100km)	47.1 - 43.5 (6.0 - 6.5)		44.1 - 41.5 (6.4 - 6.8)	
WLTP CO <sub>2</sub> Emissions	Combined	g/km	158 - 170		168 - 177	
Fuel tank capacity - useable litres	Eco tank		54		54	
	Large tank		65		65	
Diesel Exhaust Fluid (DEF) - useable litres	Eco tank		12		12	
	Large tank		17		17	
Selective Catalytic Reduction Filter/ Gasoline Particulate Filter (SCR/F/GPF)			■		■	

■ Standard - Not Available.

\*The figures provided are as a result of official manufacturer's tests in accordance with EU legislation. For comparison purposes only. Real-world figures may differ. CO<sub>2</sub> and fuel economy figures may vary according to factors such as driving styles, environmental conditions, load, wheel fitment and accessories fitted.



# TECHNICAL SPECIFICATION

	DIESEL	DIESEL MHEV	
	D165	D165	D200
<b>PERFORMANCE</b>			
Acceleration (secs) 0-60mph (0-100km/h)	9.5 (10.1)	9.2 (9.8)	7.9 (8.5)
Maximum speed mph (km/h)	120 (193)	120 (193)	120 (193)
<b>BRAKES</b>			
Front type	Single piston sliding caliper, Vented disc (17" wheels) Twin piston sliding caliper, Vented disc (18"-20" wheels)		Twin piston sliding caliper, Vented disc
Front diameter (mm)	325 (17" wheels) 349 (18"-20" wheels)	325 (17" wheels) 349 (18"-20" wheels)	349
Rear type		Single piston, sliding caliper, Solid disc	
Rear diameter (mm)	300	300	300
Park Brake diameter (mm)	300	300	300
<b>WEIGHTS (kg)*</b>			
Unladen weight (EU)**	1,787	1,890	1,941
Unladen weight (DIN)†	1,712	1,815	1,866
Gross Vehicle Weight (GVW)	2,370	2,490	2,490
<b>TOWING (kg)</b>			
Unbraked trailer	750	750	750
Maximum towing	Up to 1,600	Up to 2,000	Up to 2,000
Maximum coupling point (nose weight)	100	100	100
Maximum vehicle and trailer combination	3,970	4,490	4,490
<b>ROOF CARRYING (kg)</b>			
Maximum roof load (including cross bars)	75	75	75

\*Weights reflect vehicles to standard specifications. Optional extras increase weight.

\*\*Includes a 75 kg driver, full fluids and 90% fuel.

†Includes full fluids and 90% fuel.



# ENGINES

## POWERTRAIN

Mild Hybrid Electric Vehicle (MHEV)

Transmission

Driveline

Maximum power (HP/kW/rpm)

Maximum torque (Nm/rpm)

Capacity (cc)

No, of cylinders/Valves per cylinder

Cylinder layout

Bore/stroke (mm)

Compression ratio (:1)

## FUEL ECONOMY - WLTP\*

WLTP Consumption	Low	mpg (l/100km)
	Medium	mpg (l/100km)
	High	mpg (l/100km)
	Extra High	mpg (l/100km)
	Combined	mpg (l/100km)
WLTP CO <sub>2</sub> Emissions	Combined	g/km
Fuel tank capacity - useable litres	Eco tank	
	Large tank	
Selective Catalytic Reduction Filter/ Gasoline Particulate Filter (SCR/F/GPF)		

			PETROL MHEV		
			P200	P250	P300
			■	■	■
Transmission			Automatic	Automatic	Automatic
Driveline			All Wheel Drive (AWD)	All Wheel Drive (AWD)	All Wheel Drive (AWD)
Maximum power (HP/kW/rpm)			200/147/5,500	249/184/5,500	300/221/5,500
Maximum torque (Nm/rpm)			320/1,200-4,000	365/1,300-4,500	400/1,500-4,500
Capacity (cc)			1,997	1,997	1,997
No, of cylinders/Valves per cylinder			4/4	4/4	4/4
Cylinder layout			Transverse	Transverse	Transverse
Bore/stroke (mm)			83/92.29	83/92.29	83/92.29
Compression ratio (:1)			10.5+/-0.5	10.5+/-0.5	9.5+/-0.5
WLTP Consumption			23.9 - 22.4 (11.8 - 12.6)	23.5 - 22.4 (12.0 - 12.6)	23.3 - 22.8 (12.1 - 12.4)
WLTP Consumption			32.5 - 29.7 (8.7 - 9.5)	31.7 - 29.4 (8.9 - 9.6)	31.0 - 29.1 (9.1 - 9.7)
WLTP Consumption			37.2 - 34.4 (7.6 - 8.2)	37.2 - 34.0 (7.6 - 8.3)	37.2 - 34.4 (7.6 - 8.2)
WLTP Consumption			31.7 - 29.1 (8.9 - 9.7)	31.7 - 29.1 (8.9 - 9.7)	31.0 - 29.1 (9.1 - 9.7)
WLTP Consumption			31.7 - 29.4 (8.9 - 9.6)	31.7 - 29.4 (8.9 - 9.6)	31.4 - 29.4 (9.0 - 9.6)
WLTP CO <sub>2</sub> Emissions			200 - 217	201 - 217	203 - 217
Fuel tank capacity - useable litres			-	-	-
Fuel tank capacity - useable litres			67	67	67
Selective Catalytic Reduction Filter/ Gasoline Particulate Filter (SCR/F/GPF)			■	■	■

■ Standard - Not Available.

\*The figures provided are as a result of official manufacturer's tests in accordance with EU legislation. For comparison purposes only. Real-world figures may differ. CO<sub>2</sub> and fuel economy figures may vary according to factors such as driving styles, environmental conditions, load, wheel fitment and accessories fitted.



# TECHNICAL SPECIFICATION

	PETROL MHEV		
	P200	P250	P300
<b>PERFORMANCE</b>			
Acceleration (secs) 0-60mph (0-100km/h)	8.0 (8.6)	7.0 (7.6)	6.5 (6.8)
Maximum speed mph (km/h)	134 (216)	143 (230)*	150 (242)*
<b>BRAKES</b>			
Front type	Single piston sliding caliper, Vented disc (17" wheels) Twin piston sliding caliper, Vented disc (18"-21" wheels)	Twin piston sliding caliper, Vented disc	
Front diameter (mm)	325 (17" wheels) 349 (18"-21" wheels)	349	349
Rear type		Single piston sliding caliper, Solid disc	
Rear diameter (mm)	300	325	325
Park Brake diameter (mm)	300	325	325
<b>WEIGHTS (kg)**</b>			
Unladen weight (EU)†	1,845	1,893	1,924
Unladen weight (DIN)††	1,770	1,818	1,849
Gross Vehicle Weight (GVW)	2,430	2,430	2,450
<b>TOWING (kg)</b>			
Unbraked trailer	750	750	750
Maximum towing	Up to 1,800	Up to 1,800	Up to 1,800
Maximum coupling point (nose weight)	100	100	100
Maximum vehicle and trailer combination	4,230	4,230	4,250
<b>ROOF CARRYING (kg)</b>			
Maximum roof load (including cross bars)	75	75	75

\*If vehicle is fitted with 17" or 18" wheels the top speed will be 137mph (221km/h).

\*\*Weights reflect vehicles to standard specifications. Optional extras increase weight.

†Includes a 75 kg driver, full fluids and 90% fuel.

††Includes full fluids and 90% fuel.



# ENGINES

## POWERTRAIN

Transmission
Driveline
Maximum power (HP/kW/rpm)
Maximum torque (Nm/rpm)
Capacity (cc)
No. of cylinders/Valves per cylinder
Cylinder layout
Bore/stroke (mm)
Compression ratio (:1)

## FUEL ECONOMY - WLTP\*\*

WLTP Consumption	Combined	mpg (l/100km)
WLTP CO <sub>2</sub> Emissions	Combined	g/km
Fuel tank capacity - useable litres		Large tank
Selective Catalytic Reduction Filter/ Gasoline Particulate Filter (SCR/GPF)		
EV Range (eAER)	Combined	miles (km)

## BATTERY AND CHARGING TIMES

Home Charger / Wall box 7kWh
DC Charger 32kWh
Domestic Plug 2.3kWh
Battery capacity Total (Usable) kWh
Charging cable length (m)

PETROL PHEV	
P300e	
Automatic	
All Wheel Drive (AWD)	
309/227/5,500*	
540/2,000-2,500*	
1,498	
3/4	
Transverse	
83/92.29	
10.5+/-0.5	
201.8 - 176.6 (1.4 - 1.6)	
32 - 35	
57	
■	
Up to 39 (62)	
2 hours 12 minutes to 100%	
30 mins to 80% / 1 hour to 100%	
6 hours 42 minutes to 100%	
15 (12.17)	
5	

■ Standard.

\*When combined with electric motor.  
 \*\*The figures provided are as a result of official manufacturer's tests in accordance with EU legislation with a fully charged battery. For comparison purposes only. Real-world figures may differ. CO<sub>2</sub>, fuel economy, energy consumption and range figures may vary according to factors such as driving styles, environmental conditions, load, wheel fitment, accessories fitted, actual route and battery condition. Range figures are based upon production vehicle over a standardised route.



# TECHNICAL SPECIFICATION

## PERFORMANCE

Acceleration (secs) 0-60mph (0-100km/h)

Maximum speed mph (km/h)

## ELECTRIC MOTOR DATA

Maximum Power HP (kW)

Maximum Torque (Nm)

## BRAKES

Front type

Front diameter (mm)

Rear type

Rear diameter (mm)

Park Brake diameter (mm)

## WEIGHTS (kg)\*

Unladen weight (EU)\*\*

Unladen weight (DIN)†

Gross Vehicle Weight (GVW)

## TOWING (kg)

Unbraked trailer

Maximum towing

Maximum coupling point (nose weight)

Maximum vehicle and trailer combination

## ROOF CARRYING (kg)

Maximum roof load (including cross bars)

## PETROL PHEV

### P300e

6.1 (6.4)

132 (213)

109 (80)

260

Twin piston sliding caliper, Vented disc

349

Single piston sliding caliper, Vented disc

325

325

2,157

2,082

2,660

750

Up to 1,600

100

4,260

75

\*Weights reflect vehicles to standard specifications. Optional extras increase weight.

\*\*Includes a 75 kg driver, full fluids and 90% fuel.

†Includes full fluids and 90% fuel.



# DIMENSIONS AND CAPABILITIES

## RIDE HEIGHT

With roof antenna 1,649 mm

## HEADROOM

Maximum front/rear headroom with standard roof 989 mm/973 mm

Maximum front/rear headroom with panoramic roof 1,013 mm/997 mm

## LEGROOM

Maximum front legroom 1,016 mm

Maximum rear legroom 864 mm

## LOADSPACE CAPACITY

Height 702 mm, Width 1,301 mm

Loadspace width between arches 1,053 mm

Maximum loadspace volume behind first row

Dry\* 1,156 litres, Wet\*\* 1,383 litres

Maximum loadspace volume behind second row

Dry\* 472 litres, Wet\*\* 591 litres

## OBSTACLE CLEARANCE

Standard ride height 212 mm

## TURNING CIRCLE

Kerb-to-kerb 11.6 m

Wall-to-wall 11.9 m

Turns lock-to-lock 2.3

## WADING DEPTH

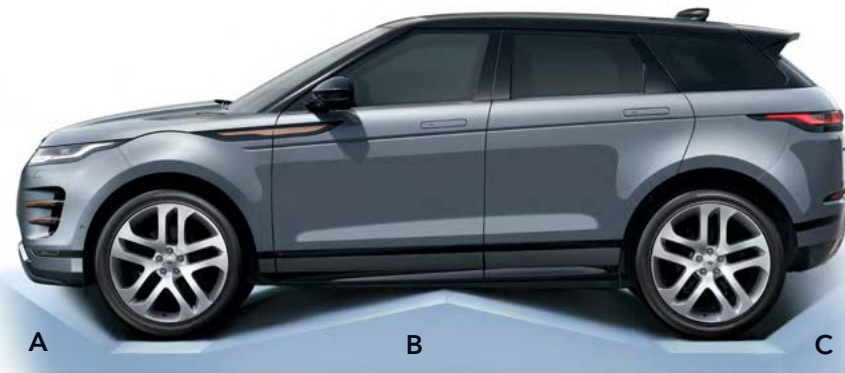
Maximum wading depth 530 mm

Width 1,996 mm mirrors folded

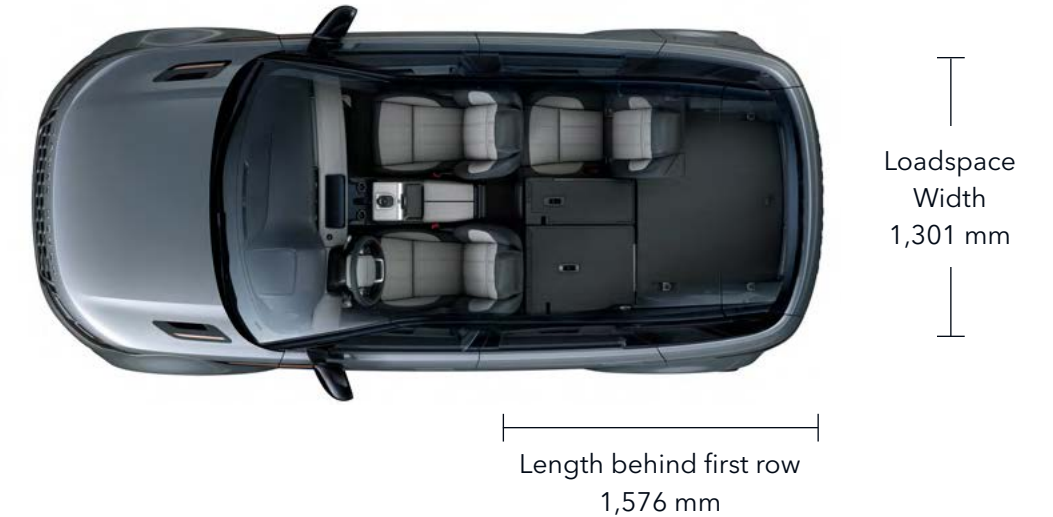
Width 2,100 mm mirrors out



Length behind second row 798 mm



A	B	C
Approach Angle	Ramp Angle	Departure Angle
22.2°/19.5°†	20.7°/19.5°††	30.6°



Overall length 4,371 mm



Wheelbase 2,681 mm



\*Dry: Volume as measured with Verband Der Automobilindustrie-compliant solid blocks (200 mm x 50 mm x 100 mm). \*\*Wet: Volume as measured by simulating the loadspace filled with liquid. †R-Dynamic, HST and Autobiography models only. ††P300e models only.