



Every effort has been made to ensure that the contents of this publication were accurate and up-to-date at the time of going to press (March 2004).

Vauxhall vehicles are equipped with components manufactured by various General Motors operating units and outside suppliers. In line with Vauxhall's policy of continuous product improvement, the Company reserves the right to change specifications and make modifications to the vehicles described and illustrated at any time.

Any such modifications will be notified to Vauxhall retailers at the earliest opportunity; please consult your local retailer for the latest information. The specifications detailed within this brochure are not necessarily applicable to alternative models such as Special Editions. Details of any such models will be contained in specific literature or found on the Vauxhall website.

The colours reproduced in this brochure may vary slightly from the actual paint colour or trim material due to the limitations of the printing process.

Please note that Vauxhall retailers are not the agents of Vauxhall Motors Limited and are not authorised to bind the Company by any specific or implied undertaking or representation.

It is advisable to ensure that your motor insurance policy provides adequate cover for additional fitted accessories.

As part of Vauxhall's policy of environmental care, this brochure is printed on paper manufactured using Elemental Chlorine Free pulps from specially farmed, sustainable timber resources.

All rights reserved. No part of this publication may be reproduced in any form or by any means, without the prior written permission of Vauxhall Motors Limited.

Published April 2004 (BMB)

Vauxhall Motors Limited,
Luton LU1 3YT
www.vauxhall.co.uk

VM0404719





'A BRILLIANT
ACHIEVEMENT'

AUTOCAR May 2002

- 4 IMPOSING DESIGN
- 8 REFINED PERFORMANCE
- 10 VECTRA ESTATE
- 14 LIVING WITH THE CAR
- 24 MODEL RANGE
- 32 IRMSCHER STYLING
- 32 ACCESSORIES AND OPTIONS
- 34 COLOURS & TRIMS

ANY JOURNEY NEEDS A STARTING POINT. AND HOW YOU REACH YOUR DESTINATION IS EVERY BIT AS IMPORTANT AS WHERE THE JOURNEY LEADS YOU. TAKE VECTRA FROM VAUXHALL. CARS THAT MAKE 'GETTING THERE' A REWARD IN ITSELF. AS *AUTO EXPRESS* PUT IT 'COMFORTABLE, SPACIOUS, REFINED AND RELIABLE, THE VECTRA HAS THE AIR OF AN EXECUTIVE CLASS LEADER... WITH ALL THE GOODIES THAT A MODERN FAMILY ON THE MOVE DEMANDS'. **BEST OF ALL, THE REWARD REALLY IS THERE FOR THE ASKING. YOU SIMPLY NEED TO MAKE THE JOURNEY.**



LIFE IS A CONTINUOUS PROCESS OF MOVING FORWARD AND VECTRA IS VERY MUCH PART OF THIS PROGRESSION. HOW REFRESHING THOUGH, TO COME ACROSS A CAR THAT REJECTS SHORT-TERM DESIGN FIXES IN FAVOUR OF SOMETHING ALTOGETHER MORE SUBSTANTIAL. A CAR THAT LOOKS THE WAY A CAR'S SUPPOSED TO. SOLID. WELL-PROPORTIONED. MUSCULAR EVEN. AND WE'VE MADE SURE THE EFFECT CARRIES THROUGH TO THE INTERIOR. BECAUSE, AS WITH ANYTHING IN LIFE, THE INSPIRATION HAS TO COME FROM WITHIN.

PERFECTION IS THE
CHILD OF TIME



'The overall effect is handsome. The car has presence.'
AUTOCAR February 2002

EVERYBODY LIKES TO SET TARGETS IN LIFE. NATURALLY WE'RE NO DIFFERENT. YET THERE'S AN INTEGRITY TO VECTRA'S DESIGN THAT ROOTS IT SECURELY IN THE REAL WORLD. AND WHAT YOU SEE ON THE SURFACE ONLY HINTS AT THE INTELLIGENT DESIGN SOLUTIONS BENEATH. OUR PHILOSOPHY IS SIMPLE: IS IT LIGHTER? SAFER? STRONGER? AND FOR WHAT PURPOSE? AFTER ALL, TECHNOLOGY HAS TO BE THERE FOR A REASON.



HIGH-PRECISION CON-RODS

Vectra employs high-precision con-rods, specially manufactured by splitting a single casting using a fully automated hydraulic press. The two parts marry perfectly when bolted together, allowing no lateral movement at the joint when the engine is running. This helps to maximise reliability and boost refinement.



IF YOU THINK YOU CAN, YOU CAN
AND IF YOU THINK YOU CAN'T,
YOU'RE RIGHT

ALUMINIUM SUSPENSION PARTS

The use of lightweight aluminium in the front and rear suspension components (control arms and steering knuckles at the front, wheel carriers and lower suspension control arms at the rear) helps reduce unsprung mass, giving greater wheel control and allowing a better spring/damper response. This helps to enhance ride and handling. It also reduces the overall weight of the vehicle, which in turn optimises fuel economy.



SO WHAT, EXACTLY, IS 'REFINEMENT'? SMOOTH, SUSTAINABLE PERFORMANCE? THE ABILITY TO CONDUCT A CIVILIZED CONVERSATION AT MOTORWAY SPEEDS? OR IS IT JUST THE FEELING OF BEING IN CONTROL? TO US, IT'S A BLEND OF ALL THESE THINGS AND MORE. REFINEMENT'S NOT SOMETHING THAT CAN BE MEASURED IN A LABORATORY. IT'S A STATE OF MIND. THE KIND THAT LEAVES YOU FEELING QUIETLY SATISFIED. HIGH EXPECTATIONS REALISED.



HIGH ACHIEVEMENT ALWAYS TAKES PLACE IN THE
FRAMEWORK OF HIGH EXPECTATION



'The moment you pull away, the feelgood factor increases by a factor of five.'
AUTOCAR June 2002



REALITY LEAVES A LOT TO THE
IMAGINATION

LET'S CELEBRATE THE POWER OF THE HUMAN MIND – AND ITS POTENTIAL TO INNOVATE. LET'S CONSIDER VECTRA ESTATE. AN ESTATE THAT NOT ONLY LOOKS THE PART BUT GENUINELY ACTS THE PART TOO. CLASS-LEADING LUGGAGE CAPACITY. UNRIVALLED PASSENGER SPACE. AND A VERSATILITY LESSER MODELS CAN'T ENVISAGE. SO NEXT TIME YOU'RE LOOKING TO CARRY PASSENGERS AND LUGGAGE IN STYLE, THINK VECTRA ESTATE. AND SEE WHERE YOUR IMAGINATION CAN TAKE YOU.

'Roomy, elegant, capable with cracking engines packed with equipment and extras.'
AUTOCAR October 2003



1/3/4 ORGANISER PACK 2 DIVIDER PACK 5 VERTICAL LOAD-RESTRAINING NET 6 1850 LITRE LOAD AREA AND FOLD-FLAT FRONT PASSENGER SEAT 7 LOAD-THROUGH FACILITY 8 RETRACTABLE LOAD AREA COVER 9 UNDERFLOOR STORAGE



NEW VECTRA ESTATE MAKES IT EASIER TO CARRY MORE OF WHAT YOU NEED TO CARRY, WITH A HOST OF ADDITIONAL, INNOVATIVE FEATURES THAT ARE UNIQUE TO THE MODEL. INTRODUCE THE NEW FLEXORGANISER® SYSTEM AND CLASS-LEADING (1850 LITRE) LUGGAGE CAPACITY AND YOU HAVE THE ULTIMATE IN VECTRA SPACE AND PRACTICALITY.

FLEXORGANISER®

Creates easy, secure and clearly defined storage compartments within the luggage area, using rails built into the side panels and a flexible arrangement of nets and dividers. Two highly affordable systems are available, the Divider pack (comprising a flexible load divider, support rod and two hooks for the rail system) and the Organiser pack (multi-position net, side net pocket and four hooks).

INTEGRATED ROOF RAILS

Full length, slimline roof rails accentuate the model's extended roofline as well as providing a practical mounting point for bike racks, roof boxes and other carrier systems.

LOAD-RESTRAINING NET

Handily concealed in its own spring-loaded cartridge when not in use, the vertical load-restraining net can be fixed either behind the rear seat or directly behind the front seats when the rear seat is folded down. Helps prevent luggage from being thrown forward into the passenger area during transit.

RETRACTABLE TOW BAR

The optional, retractable tow bar is mounted out of sight under the rear bumper to maintain the vehicle's clean lines and reduce the likelihood of damage when not in use. It's released from its stored position via a lever located in the luggage area. Estate models only*.

UNDERFLOOR STORAGE

Vectra estate utilises every spare inch of space, with an underfloor storage area that's perfect for carrying items out of sight and away from the luggage area.

POWER TAILGATE

The tailgate can be opened and closed automatically using either the remote control key fob or a button located on the inner tailgate and may be stopped in any position. An obstruction-sensing safety mechanism helps prevent accidents.

For availability details of these estate specific features – please refer to the Specification insert.

** Please note a separate electrical adaptor (13 pin to 7 pin) is required – available as an accessory at extra cost. This adaptor does not allow for supplementary trailer power requirements.*

SOMETIMES YOU CAN SENSE JUST BY LOOKING AT A CAR THAT IT'S GOING TO SUIT YOU DOWN TO THE GROUND. THAT'S CERTAINLY THE CASE WITH TODAY'S VECTRA. CLEAR, EASY-TO-READ INSTRUMENTS, HIGH QUALITY SWITCHGEAR AND A SUPREMELY COMFORTABLE DRIVING ENVIRONMENT TELL YOU THIS IS A CAR FOR PEOPLE WHO ARE GOING TO ENJOY SPENDING TIME AT THE WHEEL. FULL FEATURE AVAILABILITY IS LISTED IN THE SPECIFICATION INSERT.



JOY IS THE FEELING OF SMILING ON THE INSIDE



1 ALL VECTRA MODELS FEATURE A STEERING COLUMN ADJUSTABLE FOR REACH AND RAKE 2 MULTI-CONTOUR DRIVER'S SEAT WITH POWER ADJUSTMENT.

ADJUSTABLE STEERING COLUMN
Reach and rake adjustable steering backed by a high level of seating adjustment on all models makes it easy for drivers of all shapes and sizes to achieve the ideal driving position.

MULTI-ADJUSTABLE SEATS
All models offer at least six-way adjustment of the driver's seat (reach, rake and height); LS models and above add tilt adjustment and adjustable lumbar support.

MULTI-FUNCTION CONTROL PAD
Located on the driver's door armrest, this brings together the switches for the electric windows and mirrors, central locking and electric boot lid/tailgate unlock facility in one convenient location.

MULTI-FUNCTION DISPLAY
Centrally positioned, five-inch monochromatic screen displays the time, outside temperature and audio info, plus an ice warning. An optional colour monitor is available for models equipped with satellite navigation.

ORTHOPAEDIC SEATS
A multi-contour driver's seat – complete with variable seat climate – is optional at extra cost on Design and Elite. Perfect for drivers covering long distances, it has been endorsed by a major European orthopaedic institution for the high level of support and comfort it provides. The multi-contour driver's seat also adds the eight-way electrical adjustment for both front seats together with a memory function for the driver's seat.

SPORTS-STYLE SEATS
SXi, SRi and GSi models feature figure-hugging, sports-style front seats for added lateral support when driving.

STEERING WHEEL MOUNTED CONTROLS
For added safety on the move, major audio and communications functions can be controlled via a series of buttons located directly on the steering wheel.

TOUCH ACTIVATED DIRECTION INDICATORS
The indicators are engaged electronically, remaining in the 'neutral' position even after the signals are activated. They switch off, silently, once the steering wheel's back in the straight-ahead position.

TRIP COMPUTER
Tells you everything you need to know about average fuel consumption, range based on fuel remaining... and a lot more besides! There's also a handy check control facility that keeps an eye on oil and coolant levels and other safety-related items.

For availability details of these features – please refer to the Specification insert.



WHICHEVER MODEL YOU SELECT, THERE'S A METICULOUS ATTENTION TO DETAIL THAT RUNS RIGHT THROUGH THE VECTRA INTERIOR. REFLECTING GENUINE INSIGHT INTO HOW PEOPLE ACTUALLY USE THEIR CARS, ALL VECTRA MODELS OFFER GENEROUS SPACE AND PLENTY OF PRACTICAL STORAGE FEATURES.

GENEROUS LUGGAGE AREA

Hatchback and saloon offer up to 1050 litres of luggage space; the estate is even more impressive with up to 1850 litres. The estate also provides a little over two metres of load floor length – a massive figure by any standards!

LUGGAGE PROTECTION AND SAFETY

Load restraint lashing eyes built into the luggage compartment provide secure anchorage for accessory restraining straps or a load-restraining floor net.

FOLD-FLAT FRONT PASSENGER SEAT

The front seat back lowers fully forward on to the seat cushion, doubling as a work surface. Also makes it easy to carry a longer-than-average item of luggage, inserted through the rear end of the car. Optional at extra cost on Design and Elite (estate models only).

REAR PASSENGER COMFORTS

A lidded storage compartment in the rear seat centre armrest and – on Design, Elite and GSi models – twin drinks holders built into the rear seat cushion ensure rear passengers feel as well looked after as those in the front.

SLIDING FRONT CENTRE ARMREST

Upper section lifts to reveal a shallow tray suitable for storing coins and similar items; the tray itself then lifts to provide storage for larger items like compact discs.

SPLIT-FOLDING REAR SEAT BACK

All Vectra models – including the new estate – feature a 60/40 split-folding rear seat back with folding centre armrest and load-through facility (ideal for skis etc.). Both parts of the seat can be folded down in one movement, without removing the head restraints.

OPTIONAL TRAVEL ASSISTANT

Available from Summer 2004, this ingenious multi-function console features an armrest, storage area and twin fold-out tables, together with a refrigerated cold storage box, drinks holders, tidy bin and two 12-volt accessory sockets. There's even a table for a portable DVD player (DVD player not included). Can also incorporate Twin Audio®.

TWIN AUDIO®

Allows two rear passengers to listen to the CD through personal headphones while those in the front are tuned to the radio – or vice-versa.

For availability details of these features – please refer to the Specification insert.

1/2/3/7 TRAVEL ASSISTANT

4 FOLD-FLAT FRONT PASSENGER SEAT

5 TWIN DRINKS HOLDERS BUILT INTO REAR SEAT CUSHION

6 LIDDED STORAGE COMPARTMENT IN REAR SEAT CENTRE ARMREST

8 60/40 SPLIT-FOLDING REAR SEAT BACK


9 SLIDING FRONT CENTRE ARMREST



'Try it for ten minutes and you're hooked - AFL is easy to get used to and hugely improves visibility for night driving.'

AUTOCAR October 2003

- 1 ADAPTIVE FORWARD LIGHTING
- 2 ELECTRICALLY OPERATED SLIDE/TILT GLASS SUNROOF
- 3 RAIN-SENSITIVE WINDSCREEN WIPERS
- 4 RETRACTABLE REAR SIDE WINDOW SUNBLINDS
- 5 ELECTRONIC CLIMATE CONTROL



HATCHBACK, SALOON OR ESTATE, ENTRY VERSION, LUXURY OR SPORTS MODEL, VECTRA IS NEVER ANYTHING LESS THAN 'THE COMPLETE PACKAGE'. HERE'S A QUICK A-Z OF THE KEY FEATURES AVAILABLE ON MANY MODELS. FOR FULL AVAILABILITY PLEASE CONSULT THE SPECIFICATION INSERT.

AIR-CONDITIONING

Air-conditioning system means plenty of chilled air on hot days and quicker demisting on damp days - plus a safer, fresher travelling environment all year round!

CRUISE CONTROL

Provides improved driving comfort on long journeys and helps you stay safely inside the prevailing speed limit.

'SMART' ELECTRONIC CLIMATE CONTROL

Lets you choose a different temperature from your fellow front passenger - and can even compensate for the effects of sunlight falling on one side of the car.

ELECTRICALLY OPERATED SLIDE/TILT GLASS SUNROOF

A lighter cabin, extra fresh air when you need it - plus a pre-set function that lets you dial in your preferred setting.

ELECTRICALLY OPERATED/HEATED DOOR MIRRORS

Offer increased convenience and safety - plus a memory function which automatically resets the mirrors to the driver's preferred position when power seats are specified.

FRONT AND REAR PARKING DISTANCE SENSORS

Optional system helps safeguard your car - and pedestrians. Sensors provide an audible warning when an object is sensed in front of - or behind - the vehicle.

ADAPTIVE FORWARD LIGHTING

Advanced new xenon lighting system ensures that the headlight beams are always aimed in the direction you're about to go - and not necessarily the direction the front of the car is already pointing in!

RETRACTABLE REAR SIDE WINDOW SUNBLINDS


Twin sunblinds provide welcome shade on sunny days - a particularly handy feature when children are on board.

RAIN-SENSITIVE WINDSCREEN WIPERS

Activated by a Light Emitting Diode (LED)/ photodiode-based system concealed in the rear-view mirror. Wipers switch on automatically when they sense rain on the screen.

DIPPING PASSENGER DOOR MIRROR

Mirror tilts downwards when reverse gear is engaged, allowing you to see the kerb and any obstacles that may be in the way of the car. Particularly useful when parking. Only available with multi-contour driver's seat option.



For availability details of these features - please refer to the Specification insert.



2.2i 16v DIRECT PETROL UNIT

A high-tech development of the unit found in sporty models like Astra Coupé, Vauxhall's first direct injection petrol engine offers commendable fuel economy combined with excellent flexibility and refinement. Now available across all bodystyles.

ACTIVE SELECT

Vectra's optional five-speed automatic transmission features an Active Select facility, which enables drivers to switch from automatic to manual sequential mode using a second transmission gate.

ANTI-LOCK BRAKING SYSTEM (ABS)

The system has been shown to help reduce stopping distances, particularly on slippery surfaces. By preventing the wheels from locking up, it also allows you to retain control of the steering during emergency braking.

ELECTRONIC STABILITY PROGRAMME (ESP-PLUS)

Senses when the vehicle is about to slide on a bend and applies braking on up to three wheels, correcting the slide and helping you regain control more rapidly.

CORNERING BRAKE CONTROL (CBC)

Makes the car easier to control in extreme situations, especially when braking sharply on a bend. Particularly effective when carrying out emergency manoeuvres.

ELECTRONIC BRAKEFORCE DISTRIBUTION (EBD)

Works in conjunction with the ABS system to distribute the applied braking force between the wheels most able to use it. This allows the car to brake in a stable manner, whatever load you're carrying.

ELECTRO-HYDRAULIC POWER-ASSISTED STEERING (EHPS)

Light and easy when parking, smooth and precise at motorway speeds. Response quickens during rapid lane changes to assist safety. Lack of 'over-assistance' enhances driver feedback.

EMERGENCY BRAKE ASSIST (EBA)

Detects the urgency with which the brake pedal is pressed and rapidly increases the pressure to the maximum the system can provide, shortening potential stopping distances. Also enhances pedal feel.

FLEXIBLE SERVICE INTERVALS

Oil Life Monitoring technology calculates the optimum interval for the next service, based on distance travelled, engine speed, coolant temperature etc. Intervals can be up to 20,000 miles/2 years for petrol engines and 30,000 miles/2 years for diesels, depending on how the car is driven.

For availability details of these features – please refer to the Specification insert.

ADVANCED DIESEL LINE-UP

Vectra's new 120PS 1.9CDTi and 150PS 1.9CDTi 16v common rail diesel engines are the latest units to emerge from the industry-leading partnership between GM Powertrain and Fiat, and offer strong performance allied to smooth power delivery and rigorous emissions control. The 8-valve 120PS unit replaces our existing 2.2DTi 16v engine (save for automatic variants, which remain in the line-up until the introduction of 150PS automatic models for Model Year 2005); the 16-valve 150PS version is particularly powerful for a model in this class. The new units join the dependable 2.0DTi 16v and refined 3.0CDTi V6 24v – our first common rail V6 diesel engine – in a commanding, five-strong diesel line-up.

EURO 4 COMPLIANCE

All Vectra petrol engines and the new 120PS 1.9CDTi and 150PS 1.9CDTi 16v common rail diesel units meet the stringent Euro 4 emissions regulations. In the case of the diesel models, this means they escape the usual 3% surcharge on diesels when calculating company car tax.



CONTROL, PERFORMANCE AND A FEELING OF INVOLVEMENT ARE THE ESSENTIAL INGREDIENTS OF ANY GOOD DRIVER'S CAR. FROM POWERFUL AND REFINED ENGINES – INCLUDING A PAIR OF SOPHISTICATED NEW EURO 4 COMPLIANT COMMON RAIL DIESEL UNITS – TO THE ADVANCED TECHNOLOGY THAT LIES BEHIND THE CAR'S INTERACTIVE DRIVING SYSTEM, VECTRA PUTS DRIVERS VERY MUCH AT THE CENTRE OF PROCEEDINGS.

- 1 VECTRA FEATURES A RANGE OF ADVANCED PETROL AND DIESEL ECOTEC UNITS
- 2 VECTRA NOW OFFERS A CHOICE OF 120PS 1.9CDTi AND 150PS 1.9CDTi 16v COMMON RAIL DIESEL ENGINES
- 3 FIVE-SPEED AUTOMATIC TRANSMISSION WITH ACTIVE SELECT



'More than anything, it's the refinement that sets the Vectra apart.'

WHAT CAR? July 2002

HUMAN NATURE DICTATES THAT MAN SHOULD NEVER BECOME SUBSERVIENT TO THE MACHINE



HAPPINESS HAS MANY ROOTS, BUT NONE MORE IMPORTANT THAN SECURITY



GET THE SAFETY AND SECURITY ISSUES RIGHT AND THERE ARE AUTOMATICALLY TWO LESS THINGS TO WORRY ABOUT! WITH THE LATEST PASSENGER RESTRAINT FEATURES BACKED BY ADVANCED ANTI-THEFT MEASURES AND A COMPUTER-OPTIMISED BODY STRUCTURE, VECTRA PUTS SUCH CONSIDERATIONS AT THE TOP OF ITS AGENDA.

ACTIVE-SAFETY FRONT SEAT HEAD RESTRAINTS

Activated by the force of the occupant's body being forced back into the seat, the restraint moves forwards and upright in the event of a rear impact, helping to reduce whiplash injuries.

DOOR-TO-DOOR ILLUMINATION

Flick the main beam headlight stalk and the dipped headlights and reversing lights stay on for 30 seconds, giving you time to make your way from the vehicle in an unlit driveway or car park.

ELECTRONIC ENGINE DEADLOCK IMMOBILISER

Activated automatically when the transponder-equipped key is removed from the ignition and deactivated when the key is reinserted. If the correct key and signal aren't sensed the car can't be started!

ISOFIX CHILD SEAT RESTRAINT SYSTEM

This rigid anchoring mechanism, fitted to the outer rear seats, virtually eliminates the dangers that can result from improper installation when used with a special child safety seat.

LUGGAGE COMPARTMENT COVER

A fully retractable luggage cover, which slides smoothly across the luggage area, keeps valuable equipment out of sight on estate models. Hatchback versions have a hinged cover which rises with the tailgate.

OPTIONAL AUTOMATIC FRONT SEAT OCCUPANCY DETECTION

Senses when the front passenger seat is unoccupied and prevents airbags on that side from inflating. Will also communicate with a transponder-equipped Vauxhall accessory baby seat (when fitted). Occupancy detection option includes ISOFIX fitting for front passenger seat.

PATENTED PEDAL RELEASE SYSTEM

The clutch and brake pedals are designed to decouple from their fixed positions in a serious frontal impact to avoid them impacting with the driver's legs and feet.

REMOTE CENTRAL DEADLOCKING

As well as locking/unlocking the doors, tailgate/boot lid and fuel flap, the system can be used to set the alarm and close any electric windows (or the sunroof) that have been left open.


REMOTE CONTROL ALARM SYSTEM

Ultrasonic security alarm system features forced entry detection, along with tilt, movement and rear glass breakage sensors, plus power siren complete with its own power supply.

SIX AIRBAGS

All Vectras come with driver's and front passenger's airbags along with front seat side-impact and full-size curtain airbags (front and rear).

For availability details of these features - please refer to the Specification insert.



1 DOOR-TO-DOOR ILLUMINATION 2 KEY UNIT OPERATES REMOTE CONTROL CENTRAL LOCKING AND ALARM SYSTEM 3 ALL VECTRA MODELS FEATURE SIX AIRBAGS AS STANDARD 4 ULTRASONIC ALARM SYSTEM SENSOR 5 REAR SIDE WINDOW GLASS BREAKAGE SENSOR (ESTATE) 6 LUGGAGE COMPARTMENT COVER (ESTATE)

VECTRA EXPRESSION

HOW WOULD YOU DESCRIBE A MODEL WHICH COMBINES THE VERY BEST IN VECTRA STYLE, DRIVING COMFORT AND REFINED PERFORMANCE – THEN INTRODUCES AN EXTRA HELPING OF SHEER, NO-NONSENSE AFFORDABILITY? WE HAVE AN EXPRESSION FOR IT!

Expression model line-up

5-door hatchback	1.8i 16v	2.0DTi 16v
Insurance group (ABI)	7E	7E

Model illustrated features two-coat metallic paint (optional at extra cost).



Expression features include:

- > Air-conditioning
- > Driver's and front passenger's airbags
- > Front seat side-impact airbags
- > Full-size curtain airbags
- > Anti-lock braking system
- > Six-way adjustable driver's seat
- > Active-safety front seat head restraints
- > Electro-hydraulic power-assisted steering
- > Steering column adjustable for reach and rake
- > Remote control security alarm
- > Remote control central deadlocking
- > Electronic engine deadlock immobiliser
- > Service interval indicator
- > CDR 2005 stereo radio/CD player
- > Electrically operated front windows
- > Electrically adjustable/heated door mirrors

Colour/trim availability

Champion cloth trim

Solid colours
 > Glacier White
 > Royal Blue
 > Flame Red

Two-coat metallics

> Star Silver
 > Oyster
 > Moonland
 > Silver Lightning
 > Bamboo Green

Two-coat pearlescents

> Black Sapphire
 > Digital Green
 > Saturn Blue
 > Ultra Blue



VECTRA LS

WITH A CHOICE OF HATCHBACK, SALOON AND ESTATE BODY STYLES, SIX GREAT ENGINES AND AN EQUIPMENT SPECIFICATION THAT WOULDN'T LOOK OUT OF PLACE IN A SO-CALLED PREMIUM SEGMENT MODEL. LS IS VECTRA VALUE PERSONIFIED.

LS model line-up

5-door hatchback	1.8i 16v*	2.2i 16v Direct	2.0DTi 16v	2.2DTi 16v**	1.9CDTi	1.9CDTi 16v
5-door estate	1.8i 16v	2.2i 16v Direct	2.0DTi 16v	2.2DTi 16v**	1.9CDTi	1.9CDTi 16v
4-door saloon	1.8i 16v*	2.2i 16v Direct	2.0DTi 16v	2.2DTi 16v**	1.9CDTi	1.9CDTi 16v
Insurance group (ABI)	7E	10E	7E	8E	10P	10E

*LPG/petrol dualfuel version available **Automatic models only

Model illustrated features two-coat metallic paint, 16-inch alloy wheels and driver information centre (optional at extra cost).



LS features include:

- > Air-conditioning
- > Driver's and front passenger's airbags
- > Front seat side-impact airbags
- > Full-size curtain airbags
- > Anti-lock braking system
- > Eight-way adjustable driver's seat
- > Active-safety front seat head restraints
- > Electro-hydraulic power-assisted steering
- > Steering column adjustable for reach and rake
- > Cruise control
- > Remote control security alarm
- > Remote control central deadlocking
- > Electronic engine deadlock immobiliser
- > Service interval indicator
- > CDR 2005 stereo radio/CD player
- > Electrically operated front windows
- > Electrically adjustable/heated door mirrors

Colour/trim availability

Champion cloth trim

Solid colours
 > Glacier White
 > Royal Blue
 > Flame Red

Two-coat metallics

> Star Silver
 > Oyster
 > Moonland
 > Silver Lightning
 > Bamboo Green

Two-coat pearlescents

> Black Sapphire
 > Digital Green
 > Saturn Blue
 > Ultra Blue
 > Papyrus (estate only)



VECTRA CLUB

WITH ITS NATURAL GOOD LOOKS SET OFF BY THE ADDED ATTRACTION OF DISTINCTIVE 16-INCH, FIVE-SPOKE ALLOY WHEELS, CLUB IS A HUGE APPEALING AND UNDENIABLY STYLE-CONSCIOUS PROPOSITION. CHOOSE FROM 1.8i 16V PETROL AND THREE (2.0DTi 16V, 1.9CDTi AND 1.9CDTi 16V) DIESEL MODELS IN A CHOICE OF HATCHBACK, SALOON AND ESTATE BODY STYLES.

Club model line-up

5-door hatchback	1.8i 16v*	2.0DTi 16v	1.9CDTi	1.9CDTi 16v
5-door estate	1.8i 16v	2.0DTi 16v	1.9CDTi	1.9CDTi 16v
4-door saloon	1.8i 16v*	2.0DTi 16v	1.9CDTi	1.9CDTi 16v
Insurance group (ABI)	7E	7E	10P	10E

*LPG/petrol dualfuel version available



Club features include:

- > Air-conditioning
- > Driver's and front passenger's airbags
- > Front seat side-impact airbags
- > Full-size curtain airbags
- > Anti-lock braking system
- > Eight-way adjustable front seats
- > Active-safety front seat head restraints
- > Electro-hydraulic power-assisted steering
- > Steering column adjustable for reach and rake
- > Cruise control
- > Remote control security alarm
- > Remote control central deadlocking
- > Electronic engine deadlock immobiliser
- > 16-inch alloy wheels (steel space-saver spare) with locking bolts
- > CDR 2005 stereo radio/CD player
- > Electrically operated front windows
- > Electrically adjustable/heated door mirrors

Colour/trim availability

Champion cloth trim

Solid colours

- > Royal Blue
- > Flame Red

Two-coat metallics

- > Star Silver
- > Oyster
- > Moonland
- > Silver Lightning
- > Bamboo Green

Two-coat pearlescents

- > Black Sapphire
- > Digital Green
- > Saturn Blue
- > Ultra Blue
- > Papyrus (estate only)



VECTRA DESIGN

WITH HATCHBACK, SALOON AND ESTATE BODY STYLES AND SEVEN ENGINE CHOICES, DESIGN IS THE MID-RANGE MODEL WITH DEFIANTLY TOP-OF-THE-RANGE ASPIRATIONS. CHROME FRONT DOOR SILL PLATES, 16-INCH ALLOY WHEELS AND METALLIC SILVERLINE INTERIOR TRIM ARE JUST THREE OF THE FEATURES THAT BRING ADDED APPEAL TO AN ALREADY DISTINCTIVE MODEL.

Design model line-up

5-door hatchback	1.8i 16v*	2.2i 16v Direct	2.0i 16v Turbo	2.0DTi 16v	2.2DTi 16v**	1.9CDTi	1.9CDTi 16v
5-door estate	1.8i 16v	2.2i 16v Direct	2.0i 16v Turbo	2.0DTi 16v	2.2DTi 16v**	1.9CDTi	1.9CDTi 16v
4-door saloon	1.8i 16v*	2.2i 16v Direct	2.0i 16v Turbo	2.0DTi 16v	2.2DTi 16v**	1.9CDTi	1.9CDTi 16v
Insurance group (ABI)	8E	10E	12E	8E	8E	11P	11E

*LPG/petrol dualfuel version available **Automatic models only

Model illustrated features automatic transmission and two-coat metallic paint (optional at extra cost).



Design features include:

- > Air-conditioning
- > Driver's and front passenger's airbags
- > Front seat side-impact airbags
- > Full-size curtain airbags
- > Anti-lock braking system
- > Front passenger's seat with height adjustment
- > CCR 2006 stereo radio/cassette player with four-disc CD autochanger
- > Driver information centre incorporating trip computer
- > Cruise control
- > Remote control security alarm
- > Remote control central deadlocking
- > Electrically operated front and rear windows
- > 16-inch alloy wheels (steel space-saver spare) with locking bolts
- > Leather-covered steering wheel
- > Leather-covered gear knob (manual only)

Colour/trim availability

Muna velour/Leather trim

Solid colours

- > Glacier White
- > Flame Red

Two-coat metallics

- > Star Silver
- > Oyster
- > Moonland
- > Silver Lightning
- > Bamboo Green

Two-coat pearlescents

- > Black Sapphire
- > Digital Green
- > Saturn Blue
- > Ultra Blue
- > Papyrus (estate only)



VECTRA ELITE

TAKING ITS CUE VERY DEFINITELY FROM ITS NAME, ELITE MAJORS ON LUXURY AND COMFORT, WITH AN EXECUTIVE-STYLE LINE-UP OF FEATURES THAT'S OUTSTANDING EVEN BY VECTRA'S STANDARDS. ELITE IS ALSO THE ONLY MODEL IN THE VECTRA LINE-UP TO OFFER ALL NINE ENGINE CHOICES INCLUDING BOTH THE POWERFUL 3.0CDTi V6 24V AND 3.2i V6 24V UNITS.

Elite model line-up

5-door hatchback	1.8i 16v*	2.2i 16v Direct	2.0i 16v Turbo	3.2i V6 24v	2.0DTi 16v	2.2DTi 16v**	1.9CDTi	1.9CDTi 16v	3.0CDTi V6 24v
5-door estate	1.8i 16v	2.2i 16v Direct	2.0i 16v Turbo	3.2i V6 24v	2.0DTi 16v	2.2DTi 16v**	1.9CDTi	1.9CDTi 16v	3.0CDTi V6 24v
4-door saloon	1.8i 16v*	2.2i 16v Direct	2.0i 16v Turbo	3.2i V6 24v	2.0DTi 16v	2.2DTi 16v**	1.9CDTi	1.9CDTi 16v	3.0CDTi V6 24v
Insurance group (ABI)	9E	11E	13E	14E	9E	9E	12P	12E	12E

*LPG/petrol dualfuel version available **Automatic models only

Model illustrated features two-coat metallic paint (optional at extra cost).



Elite features include:

- > Driver's and front passenger's airbags
- > Front seat side-impact airbags
- > Full-size curtain airbags
- > 'Smart' electronic climate control incorporating air-conditioning
- > Anti-lock braking system
- > Leather seat trim
- > Electrically heated front seats
- > Steering column adjustable for reach and rake
- > Cruise control
- > Remote control security alarm
- > Remote control central deadlocking
- > CCR 2006 stereo radio/cassette player with four-disc CD autochanger
- > Driver information centre incorporating trip computer
- > Electronic Stability Programme (ESP-plus) – (V6 models)
- > 17-inch alloy wheels (steel space-saver spare) with locking bolts

Colour/trim availability

Leather trim

Solid colours

- > Glacier White
- > Flame Red

Two-coat metallics

- > Star Silver
- > Oyster
- > Moonland
- > Silver Lightning
- > Bamboo Green

Two-coat pearlescents

- > Black Sapphire
- > Digital Green
- > Saturn Blue
- > Ultra Blue
- > Papyrus (estate only)



VECTRA SXi

NEED A STYLISH AND AFFORDABLE PERFORMANCE MODEL? CHECK OUT THE ENHANCED NEW SXi. WITH LOWERED SPORTS SUSPENSION, NEW-STYLE ALLOY WHEELS AND, ON HATCHBACK MODELS, VISIBLE EXHAUST TAILPIPE BACKED BY AN ENGINE LINE-UP THAT INCLUDES OUR POWERFUL NEW 150PS 1.9CDTi 16V UNIT. SXi OFFERS OUTSTANDING VALUE WITH A SPORTING EDGE.

SXi model line-up

5-door hatchback	1.8i 16v*	2.2i 16v Direct	2.0i 16v Turbo	2.2DTi 16v**	1.9CDTi	1.9CDTi 16v
5-door estate	1.8i 16v*	2.2i 16v Direct	2.0i 16v Turbo	2.2DTi 16v**	1.9CDTi	1.9CDTi 16v
Insurance group (ABI)	8E	10E	12E	8E	11P	11E

*LPG/petrol dualfuel version available **Automatic models only

Model illustrated features two-coat pearlescent paint (optional at extra cost).



SXi features include:

- > Air-conditioning
- > Driver's and front passenger's airbags
- > Sports front seats with eight-way adjustment on driver's side
- > Front seat side-impact airbags
- > Full-size curtain airbags
- > Active-safety front seat head restraints
- > Anti-lock braking system
- > Leather-covered three-spoke sports steering wheel
- > Cruise control
- > Remote control security alarm
- > Remote control central deadlocking
- > CDR 2005 stereo radio/CD player
- > Sports-style front grille
- > Sports suspension
- > Dark-style headlights
- > Front sports air dam
- > Sports sill mouldings and rear bumper (hatchback only)
- > 16-inch alloy wheels (steel space-saver spare) with locking bolts

Colour/trim availability

Duke cloth trim

Solid colours

- > Flame Red

Two-coat metallics

- > Star Silver
- > Oyster
- > Moonland
- > Silver Lightning
- > Bamboo Green

Two-coat pearlescents

- > Black Sapphire
- > Digital Green
- > Saturn Blue
- > Ultra Blue
- > Papyrus (estate only)



VECTRA SRi

WITH ITS LOWERED SPORTS SUSPENSION AND A STYLING PACKAGE THAT INCLUDES SPORTS FRONT AIR DAM AND A SPECIAL GRILLE DESIGN, THE FIVE-DOOR SRi MAJORS ON STYLE, PERFORMANCE AND A HIGH LEVEL OF FEATURE COMFORTS. CHOOSE FROM SEVEN ENGINES, INCLUDING THE OUTSTANDING 2.0i 16V TURBO PETROL UNIT.

SRi model line-up

5-door hatchback	1.8i 16v*	2.2i 16v Direct	2.0i 16v Turbo	2.2DTi 16v**	1.9CDTi	1.9CDTi 16v
5-door estate	1.8i 16v*	2.2i 16v Direct	2.0i 16v Turbo	2.2DTi 16v**	1.9CDTi	1.9CDTi 16v
Insurance group (ABI)	8E	10E	12E	8E	11E	11E

* LPG/petrol dualfuel version available. ** Automatic models only.



SRi features include:

- > Air-conditioning
- > Driver's and front passenger's airbags
- > Front seat side-impact airbags
- > Full-size curtain airbags
- > Anti-lock braking system
- > Sports front seats with eight-way adjustment on driver's side
- > Driver information centre incorporating trip computer
- > Remote control security alarm
- > Remote control central deadlocking
- > CDR 2005 stereo radio/CD player
- > Sports-style front grille
- > Sports suspension
- > Front sports air dam
- > Rear sports bumper, sill mouldings and boot spoiler (hatchback only)
- > 17-inch 12-spoke alloy wheels (steel space-saver spare) with locking bolts

Colour/trim availability

Duke cloth/Leather trim

Solid colours

- > Flame Red

Two-coat metallics

- > Star Silver
- > Oyster
- > Moonland
- > Silver Lightning
- > Bamboo Green

Two-coat pearlescents

- > Black Sapphire
- > Digital Green
- > Saturn Blue
- > Ultra Blue
- > Papyrus (estate only)



VECTRA GSi

POWERED BY VAUXHALL'S MUSCULAR QUAD-CAM 3.2i V6 24V ENGINE, VECTRA GSi IS PURE SPORTING LUXURY PERSONIFIED. FROM ITS LOWERED SPORTS SUSPENSION TO ITS UNIQUE, PLATINUM-EFFECT INTERIOR, THIS IS A CAR THAT JUST DEMANDS TO BE DRIVEN.

GSi model line-up

5-door hatchback	3.2i V6 24v
Insurance group (ABI)	15E

Model illustrated features two-coat pearlescent paint (optional at extra cost).



GSi features include:

- > Driver's and front passenger's airbags
- > Front seat side-impact airbags
- > Full-size curtain airbags
- > 'Smart' electronic climate control incorporating air-conditioning
- > Anti-lock braking system
- > Electronic Stability Programme (ESP-plus)
- > Sports suspension
- > Cloth seats with leather bolsters
- > CCR 2006 stereo radio/cassette player with four-disc CD autochanger
- > Eight-way adjustable sports front seats
- > Driver information centre incorporating trip computer
- > Remote control security alarm
- > Rear spoiler
- > Exhaust with dual branch stainless steel tailpipes
- > 17-inch five-spoke alloy wheels (steel space-saver spare) with locking bolts

Colour/trim availability

Le Mans cloth/Leather trim

Solid colours

- > Flame Red

Two-coat metallics


- > Star Silver
- > Oyster
- > Moonland
- > Silver Lightning
- > Bamboo Green

Two-coat pearlescents

- > Black Sapphire
- > Digital Green
- > Saturn Blue
- > Ultra Blue



AT VAUXHALL, WE RECOGNISE THAT NO TWO DRIVERS ARE ALIKE. INDEED, WE ACTIVELY CELEBRATE THE FACT! VAUXHALL STYLING ACCESSORIES ARE DEVELOPED IN CONJUNCTION WITH AUTO DESIGN SPECIALISTS IRMSCHER INTERNATIONAL TO ADD EXTRA PERSONALITY AND PRESENCE TO ANY VECTRA MODEL. OR CHOOSE FROM A WIDE VARIETY OF OPTIONS AND ACCESSORIES – ALL DESIGNED AND TESTED TO ENSURE COMPLETE COMPATIBILITY WITH THE CAR ITSELF AND BACKED BY A FULL 12-MONTH WARRANTY. TOGETHER, THEY ALLOW YOU TO CREATE A VECTRA MODEL THAT'S TOTALLY IN TUNE WITH YOUR NEEDS. THE SPECIFICATION INSERT HAS THE BIGGER PICTURE.

 Styling by Irmscher



Model illustrated features rear roof spoiler, sports silencer with dual branched twin rectangular stainless steel tailpipes, side sills, rear lower skirt and 8 x 18-inch Signa alloy wheels

1



2




ALLOY WHEEL PERSONALISATION PROGRAMME

Complement the individual looks of your model with our new Alloy Wheel Personalisation Programme. Our distinctive choice of replacement alloy wheels – comprising stylish multi-spoke or 11-spoke 18-inch versions, plus a striking five-spoke, 19-inch design* – add extra presence to any Vectra model.



3



4



5



6



7



8



9



10



11

*19-inch wheel design not available on 3.0 CDTi models or Expression, LS or Club models. In addition, the 19-inch wheel option will increase the CO₂ levels and fuel consumption. This may have an adverse effect on the VED band and/or Benefit in Kind taxation. See page S.12 for details of fuel consumption and CO₂ emissions.

- 1 VAUXHALL STYLING ACCESSORIES
- 2 DOG GUARD WITH SPACE DIVIDER GRID
- 3 ELECTRICALLY CHILLED 12-LITRE COOL BAG
- 4 ANTI-SLIP MAT
- 5 FOLD-FLAT STORAGE BOX (ESTATE ONLY)
- 6 LOAD-RESTRAINING FLOOR NET
- 7 T-TRACK ALLOY BASE CARRIER WITH PREMIUM SPORTBOX
- 8 HEADLIGHT PROTECTOR
- 9 TRAVEL ASSISTANT (AVAILABLE SUMMER 2004)
- 10 TOW BAR MOUNTED BICYCLE CARRIER
- 11 VERTICAL LOAD-RESTRAINING NET (ESTATE ONLY)

COLOUR AND TRIM AVAILABILITY

VECTRA'S INTERIOR COLOUR AND TRIM COMBINATIONS, AVAILABLE IN CLOTH, VELOUR AND LEATHER, HAVE BEEN CAREFULLY SELECTED TO COMPLEMENT THE EXTERIOR PAINTWORK WHILE REFLECTING THE INDIVIDUAL STATUS OF EACH MODEL IN THE RANGE. ALL VAUXHALL RETAILERS HAVE A COMPREHENSIVE SHOWROOM COLOUR AND TRIM DISPLAY, WITH ACTUAL EXTERIOR PAINT AND INTERIOR TRIM SAMPLES (EXCEPT LEATHER), AVAILABLE FOR INSPECTION.

Please note: Due to the limitations of the printing process the colours reproduced may vary slightly from the actual colour. As a result they should be used as a guide only.

COLOURS/SOLID



COLOURS/TWO-COAT METALLIC



COLOURS/ TWO-COAT PEARLESCENT



COLOUR AND TRIM AVAILABILITY

Exterior colours

	Model, trim name and trim colour						
	Expression/ LS/Club cloth	SXi Duke cloth	Design Muna velour	Design/Elite Leather	SRI Duke cloth	GSI Le Mans cloth/ leather	SRI/GSI Leather
Solid							
Glacier White	Charcoal*	-	Charcoal	Charcoal	-	-	-
Royal Blue	Charcoal	-	-	-	-	-	-
Flame Red	Charcoal	Charcoal	Charcoal	Charcoal	Charcoal	Charcoal	Charcoal
Two-coat metallic (at extra cost)							
Star Silver	Charcoal	Charcoal	Charcoal	Charcoal	Charcoal	Charcoal	Charcoal
Oyster	Charcoal	Charcoal	Charcoal	Charcoal	Charcoal	Charcoal	Charcoal
Silver Lightning	Charcoal	Charcoal	Charcoal	Charcoal	Charcoal	Charcoal	Charcoal
Bamboo Green	Charcoal	Charcoal	Charcoal	Charcoal	Charcoal	Charcoal	Charcoal
Moonland	Charcoal	Charcoal	Charcoal	Charcoal	Charcoal	Charcoal	Charcoal
Two-coat pearlescent (at extra cost)							
Ultra Blue	Charcoal	Charcoal	Charcoal	Charcoal	Charcoal	Charcoal	Charcoal
Saturn Blue	Charcoal	Charcoal	Charcoal	Charcoal	Charcoal	Charcoal	Charcoal
Digital Green	Charcoal	Charcoal	Charcoal	Charcoal	Charcoal	Charcoal	Charcoal
Black Sapphire	Charcoal	Charcoal	Charcoal	Charcoal	Charcoal	Charcoal	Charcoal
Papyrus**	Charcoal	Charcoal	Charcoal	Charcoal	Charcoal	-	Charcoal†

The exterior colours listed above are only available on those models where an interior trim colour is shown. * = Glacier White not available on Club models.

** = Estate models only. † = SRI models only.

TRIMS

