

Every effort has been made to ensure that the contents of this publication were accurate and up-to-date at the time of going to press (March 2005).

Vauxhall vehicles are equipped with components manufactured by various General Motors operating units and outside suppliers. The Company reserves the right to change specifications and make modifications to the vehicles described and illustrated at any time.

Any such modifications will be notified to Vauxhall retailers at the earliest opportunity; please consult your local retailer for the latest information.

The specifications detailed within this brochure are not necessarily applicable to alternative models such as Special Editions. Details of any such models will be contained in specific literature or found on the Vauxhall website.

The colours reproduced in this brochure may vary slightly from the actual paint colour or trim material due to the limitations of the printing process.

Please note that Vauxhall retailers are not the agents of Vauxhall Motors Limited and are not authorised to bind the Company by any specific or implied undertaking or representation.

It is advisable to ensure that your motor insurance policy provides adequate cover for additional fitted options and accessories.

As part of Vauxhall's policy of environmental care, this brochure is printed on paper manufactured using Elemental Chlorine Free pulps from specially farmed, sustainable timber resources.

Photographic location facilities by kind permission of Icehotel®. For more information please contact: www.icehotel.com

All rights reserved. No part of this publication may be reproduced in any form or by any means, without the prior written permission of Vauxhall Motors Limited.

Published April 2005 (BMB)

Vauxhall Motors Limited
Luton LU1 3YT
www.vauxhall.co.uk

VM0505425





discover a different way

They say life is a journey of discovery. And how you get there is every bit as important as when you arrive. Fortunately, few cars make the journey quite so rewarding as Signum. And with a state-of-the-art satellite navigation system now fitted as standard across the entire line-up, the whole process of discovery has suddenly become that much more relaxing too! Signum is a different kind of Vauxhall – and a different breed of executive hatch. Stylish. Refined. Versatile. But above all, wholly original. A car that satisfies the differing demands of work, family and leisure in one unique, spacious package. A car that delivers everything you need in life. A car with innovation at its very core. So sit back and enjoy the journey.

SIGNUM. A car full of ideas.

02 Discover a different way	08 Control and equipment	14 Signum Elegance	20 Vauxhall by Design
04 Styling	10 Chassis and engines	16 Signum Design	22 Colours and trims
06 Refinement	12 Versatility and flexibility	18 Signum Elite	

Some of the models shown in this brochure include options and accessories available at extra cost. And not all of the features described are available on every model. So please check the Specification insert for further details. From time to time, we also offer alternative Signum models such as Special Editions, which are featured in separate literature or can be found on the Vauxhall website: www.vauxhall.co.uk




Signum: a new dimension in stylish design

In a world where the expression "innovative design" has become something of a cliché, it's refreshing to come across a car as individual and as confident as the Vauxhall Signum. It's a confidence that goes beyond that long, low roofline and imposing, muscular profile. Maybe it's the strong C-pillar. Maybe it's the distinctive tailgate and wraparound rear screen.

Or maybe it's just the way in which the entire concept comes together. Original. Free thinking. And full of ideas.



Signum: a new level of driving refinement



How do you define refinement? For us, the question goes a whole lot deeper than the driver's seat cushion. Textures, fabrics, colours, equipment – even the engine you choose – they all have a major impact on your driving environment. And viewed as a complete package, these qualities also ensure that, whichever model you choose, you can be confident that it is supremely capable of rising to the quite different challenges of work, family and leisure.

Seat comfort

You'd expect Vauxhall to know a thing or two about long-distance comfort – especially when it comes to seat design! So you can relax in the knowledge that all Signum models feature eight-way adjustment of reach, rake, height and tilt for the driver's seat plus lumbar support. Choose Elite and the eight-way adjustment even extends to the front passenger's seat! And when temperatures drop, Elite drivers will be particularly thankful for their car's seat heating function. It's also refreshing to know that our optional multi-contour driver's seat inspired one major European orthopaedic institution to award us their coveted 'seal of approval'.

Truth is, Signum offers the sort of qualities that make the difference between conventional, everyday, travelling comfort and the kind of all-embracing contentment that can turn a long journey into a welcome and relaxing experience.





discover new levels
of comfort and control



All of Signum's controls fall comfortably to hand and all instruments remain clearly legible at all times. And with an advanced Satellite Navigation system now fitted as standard to each and every model, arriving is now every bit as effortless as the driving.

Satellite Navigation

All Signum models now feature a new Satellite Navigation system in addition to an MP3/CD facility complete with stereo radio and nine speakers. The navigation system features a monochromatic display and uses the international network of GPS (Global Positioning System) satellites linked to a CD-ROM based mapping system. An optional colour monitor is available at extra cost.

All of this is supported by clearly spoken instructions, which direct you to your destination using road numbers and motorway junction numbers as additional points of reference. These visual and verbal prompts help determine your exact location and guide you to wherever you want to go, everywhere in mainland Britain. You can even plan your route to avoid motorways, if desired. The Traffic Message Channel (TMC) function supplies an alternative route when traffic conditions demand, using information received via a dedicated radio frequency.

Air-conditioning and ECC

All Signum drivers enjoy the year-round comfort of air-conditioning – or an electronic climate control system that lets you choose a different temperature from your fellow front passenger. It can even compensate for sunlight falling on one side of the car. Dark-tinted treatment of the rear door windows and rear screen add to the sense of inner calm on all Signum models.

Safety and security

Alarm. Immobiliser. Remote central locking. This car is a veritable showcase for the latest anti-theft features. And the same goes for safety, too. With six airbags, active-safety front seat head restraints, body-lock seatbelt pretensioners and seatbelt force limiters on all four main seats.

Great ideas

Signum uses a range of clever ideas to take away the driving chores that may reduce your focus on the road ahead. There's our optional Adaptive Forward Lighting system, which ensures that the headlight beams are always aimed in the direction you're about to go and not necessarily the direction the front of the car is pointing in! A must-have feature in the words of *Autocar*. And there's cruise control to keep you on the right side of the speed limit.





discover perfectly
balanced performance



Work versus play. Healthy living versus the occasional indulgence. We all need to achieve a balance in life. It's the same with Signum. Thanks to advanced chassis technology and extensive use of lightweight components, Signum is not only safe and surefooted, it also handles with an exceptional degree of comfort.

Beautifully balanced engines

Nothing epitomises this sense of balance more strongly than Signum's engine choice. Beginning with our highly flexible 1.8i 16v, found only in Elegance models, each and every one of Signum's four petrol and three turbo diesel engines is designed to match real-world refinement and responsiveness with the highest levels of economy and environmental control.

Our sophisticated new 120PS 1.9CDTi and 150PS 1.9CDTi 16v common rail diesel units exemplify the power and efficiency of the range and can be fitted with a choice of six-speed manual or, on the 150PS version, an advanced new six-speed automatic transmission. Both units are not only remarkably powerful and fuel efficient for their size, they also satisfy the forthcoming stringent Euro 4 emissions regulations, neatly avoiding the usual 3% surcharge levied on company diesels. Which is good news for business users!

Advanced chassis technology

Signum's Interactive Driving System (IDS) works by connecting the control and safety functions of a long list of chassis components – anti-lock braking system, cornering brake control, emergency brake assist, traction control (not 1.8i 16v Elegance), electronic brakeforce distribution and electro-hydraulic power steering. In addition, most models can now be specified with IDS-plus with Continuous Damping Control. This provides even crisper cornering and sharper handling by adjusting damper rates to suit the underlying road conditions.

Electronic Stability Programme

The V6 models come with the added reassurance of our electronic stability programme. The benefits are easy to appreciate. Refinement with exhilaration. Comfort on the one hand, control on the other. Power, certainly, but with a genuine sense of responsibility.

And these, remember, are just the highlights. You'll find more details in the Specification insert.



versatility and flexibility



So the voyage of discovery has now well and truly begun. And like any journey in life, the thrill of exploring something new is all the more rewarding when it's shared with others. Indeed, with Signum, half the pleasure comes from knowing that the passengers in the back are enjoying the journey as much as you are.

FlexSpace® seating

Thanks to its innovative FlexSpace® seating system, Signum can be transformed in seconds from a plush executive express with fully contoured rear seats for two, into a truly versatile travelling environment, accommodating the differing requirements of work, family and friends.

The two fully contoured individual rear seats slide back and forth, independently of each other, to achieve the perfect mix of legroom and luggage space. You can raise the seat backs to create more room in the load area... or recline them individually, so rear-seat passengers can enjoy just the same levels of laid-back comfort as those in the front.


The wide centre armrest provides generous elbow room for two; there's even a built-in console concealing twin drinks holders. The rear seat itself is split 40/20/40 to accommodate unique combinations of passengers and luggage... or you can fold the seat cushions forward to create a large flat load area. A massive 1410-litre load area to be precise.

Travel Assistant

If that wasn't enough, you can even specify the optional Travel Assistant, an ingenious system comprising an armrest, storage area and twin fold-out tables, together with a refrigerated cold storage box, tidy bin and two 12-volt accessory sockets. It can also accommodate your portable DVD player.

Overhead storage

Watch out, too, for the aircraft-inspired overhead console. With five individual storage compartments – three for the front occupants, two for the passengers in the back – it's the perfect solution for carrying things like sunglasses, mobile phones and personal music players. We've even included personal reading lights for the two rear passengers.



Signum Elegance

Signum Elegance demonstrates a real understanding of the unique needs of the individual. An understanding based on relevant, personal issues – like space, comfort and the flexibility of the travelling environment. It's reflected in the key features that are fitted as standard. Features like air-conditioning. A fully featured satellite navigation system, complete with MP3 CD facility. Dark-tinted rear glass. 17-inch alloy wheels. And visible dual branch exhaust tailpipes on 2.2i 16v Direct and 2.0i 16v Turbo models. Not to mention cruise control. After all, when you're going somewhere you want to make sure you arrive there in good time. And at your own pace, naturally.

Elegance | 1.8i 16v | 2.2i 16v Direct | 2.0i 16v Turbo | 1.9CDTi diesel (120PS) | 1.9CDTi 16v diesel (150PS)



Ultra Blue two-coat pearlescent paint, travel assistant and smoker pack are optional at extra cost.



Signum Design

You know where you're going. Question is, how do you get there? In style, naturally. Take Signum Design. Aptly named for sure. It all starts with the striking platinum-effect interior detailing. Combined with sports instrumentation. And stylish three-spoke leather-covered sports steering wheel. Plus part leather-trimmed sports-style front seats. Sports suspension, not to mention eye-catching five-spoke alloys and visible exhaust tailpipe (dual branch on petrol and 3.0CDTi models). Do you get the impression that this is the most dynamic member of the family? And all models now come with the luxury of an advanced satellite navigation system. Because, let's face it, there's no point in being all dressed up if you've got no place to go!

Design | 2.2i 16v Direct | 2.0i 16v Turbo | 3.2i V6 24v | 1.9CDTi diesel (120PS) | 1.9CDTi 16v diesel (150PS) | 3.0CDTi V6 24v diesel


Silver Lightning two-coat metallic paint, travel assistant, smoker pack, parking distance sensors and five-speed automatic transmission are optional at extra cost.



Signum Elite

If life's a journey, surely it makes sense to travel every stage in an advanced state of comfort? We think so. And Signum Elite understands the principle better than most. Smart electronic climate control. Electronic stability programme (V6 models). Eight-way adjustable front seats. Plus leather trim and satellite navigation system. The very best in convenience and relaxation features. Including our overhead storage console. And that's reckoning without a superb choice of six smoothly responsive engines with visible dual branch exhaust tailpipes on petrol and 3.0 CDTi models. In fact, when it comes to sheer, unadulterated comfort – and there's certainly nothing wrong with that concept – this car has it all.

Elite | 2.2i 16v Direct | 2.0i 16v Turbo | 3.2i V6 24v | 1.9CDTi diesel (120PS) | 1.9CDTi 16v diesel (150PS) | 3.0CDTi V6 24v diesel



Bamboo Green two-coat metallic paint, travel assistant, smoker pack and five-speed automatic transmission are optional at extra cost.



Vauxhall by Design



Create a Signum that reflects your personality

At Vauxhall, we recognise that everyone is different. Indeed, we actively celebrate this diversity. It's what makes life interesting! That's why we introduced Vauxhall by Design. Using our comprehensive line-up of options and accessories, you can create a Signum model that is totally in tune with your personal and professional needs. Our styling products add extra personality and presence to any Signum Model. And whether you need to carry your bike or simply protect your carpets from muddy shoes, Vauxhall accessories have the answer. The Specification insert has more details.

1 Side loading bicycle carrier.

3 T-track base carrier with alloy ski/snowboard carrier.

2 Contoured velour floor mats.

6 T-track base carrier with premium sportbox.

irmscher

Developed in conjunction with auto design specialists Irmscher International, Vauxhall Signum styling accessories perfectly complement the car's strong, imposing lines. Designed using advanced CAD/CAM technology, they are manufactured to the same exacting standards as the car itself.

3 Irmscher 18-inch Signa alloy wheels.

5 Sports silencer with dual branch twin rectangular stainless steel tailpipes and rear lower skirt.

4 Three-spoke steering wheel – leather/platinum-effect.

7 Black cross hatch grille with Irmscher 'i' logo, front lower spoiler, side sills and 18-inch Sport Star alloy wheels.





Texas in Charcoal



Texas in Grey

discover stylish new colours and trims



Leather trim in Charcoal – Elite and Design



Le Mans cloth/leather trim in Charcoal – Design

Signum's interior trims, available in cloth, velour and leather, have been carefully selected to complement the exterior paintwork while reflecting the individual status of each model in the range.

Exterior colours	Model, trim name and trim colour			
	Elegance Texas cloth	Le Mans cloth/leather	Design Leather*	Elite Leather
Solid				
Glacier White	Charcoal	-	-	Charcoal
Royal Blue	Grey	-	-	-
Flame Red	Charcoal	Charcoal	Charcoal	Charcoal
Two-coat metallic*				
Star Silver	Charcoal	Charcoal	Charcoal	Charcoal
Silver Lightning	Charcoal	Charcoal	Charcoal	Charcoal
Bamboo Green	Charcoal	Charcoal	Charcoal	Charcoal
Moonland	Charcoal	Charcoal	Charcoal	Charcoal
Two-coat pearlescent*				
Saturn Blue	Grey	Charcoal	Charcoal	Charcoal
Digital Green	Charcoal	Charcoal	Charcoal	Charcoal
Papyrus	Charcoal	Charcoal	Charcoal	Charcoal
Black Sapphire	Charcoal	Charcoal	Charcoal	Charcoal
Ultra Blue	Charcoal	Charcoal	Charcoal	Charcoal
Panacotta	Charcoal	Charcoal	Charcoal	Charcoal

The exterior colours listed above are only available on those models where an interior trim colour is shown. * = Optional at extra cost.

colours

Solid

Glacier White



Royal Blue



Flame Red



Two-coat metallic*

Star Silver



Bamboo Green



Silver Lightning



Moonland



Two-coat pearlescent*

Saturn Blue



Digital Green



Papyrus



Black Sapphire



Ultra Blue



Panacotta



Please note:

Due to the limitations of the printing process the colours reproduced may vary slightly from the actual colours. As a result they should be used as a guide only. However, all Vauxhall retailers have a comprehensive colour and trim display with actual exterior paint and interior trim samples (excluding leather) in their showrooms for inspection.