

# MOVANO

2013 Models Edition 1



Proud Sponsor of Home Nations Football



# The Wheels of Business. Helping you deliver.

Whatever your line of business, Vauxhall Commercial Vehicles can help you deliver. With five different models – including New Combo and the award-winning Corsavan – we offer a massive choice of over 300 variants including panel vans, chassis cabs,

crew cabs, platform cabs, tippers, dropsides, box vans and passenger carriers. We're also committed to keeping your business moving. That means reliable, fuel-efficient vehicles – including our new ecoFLEX range – supported by a dedicated network of over



450 retailers offering the expert support and back-up you need. We build more commercial vehicles at our British production facilities than any other UK manufacturer. We've also won over 30 industry awards since 2001 – major awards, presented by

some of the toughest judges in the business. Introduce the in-built reassurance of the Vauxhall brand and it's easy to see why Vauxhall Commercial Vehicles really are 'The Wheels of Business'.



# Movano. No Job Too Big.

Big. Strong. And Versatile. That's Movano. With an extensive range of models that give you more of what you need from a commercial vehicle. Four load lengths. Three roof heights. Larger load volumes. Higher gross vehicle weights and gross combination weights. Plus a choice of front-wheel drive, single rear-wheel drive or twin rear-wheel drive variants.

Add to this more powerful, more efficient engines. A vastly improved cabin environment with plenty of useful storage, plus a host of innovative features that can really make a difference when you're out on the road.

In short, there's 'No Job Too Big' for Movano. Now recognised by the fact that it has already scooped three honours, including the coveted *What Van?* 'Van of the Year' award.



*Most of the vehicles illustrated in this brochure include options and accessories available at extra cost. And not all of the features described are available on every model. So please check the Equipment section for further details. For model availability please refer to the Movano Price Guide.*





10 Access  
12 Payload and loadspace  
14 Panel vans  
16 Cabin comfort

18 Cabin versatility  
20 Cabin options  
22 Drivetrains  
24 Safety and security

26 Doublecabs  
28 Conversions  
30 Options and option packs  
36 Accessories

38 Colours and trims  
40 Customer testimonials  
42 Equipment  
47 Technical data



Movano

## 4 vehicle lengths. 3 roof heights. GVWs up to 4.5 tonnes.

With GVWs up to 4.5 tonnes, Movano gets the job done. And with panel vans available in a range of heights, load lengths and drivetrains, a choice of Doublecab models – and chassis cab, crew cab and platform cab variants, plus tippers, dropsides, box vans and a range of passenger carriers – choice is never going to be an issue.





VAUXHALL

Movano

MOVANO





## Front-wheel drive. Single rear-wheel drive. Twin rear-wheel drive. Sorted.

Heavy van operators face a variety of challenges. That's why Movano offers a choice of four GVWs (2800, 3300, 3500, 4500kg) and no less than three different drivetrains: front-wheel drive with a lower loading height and low kerbweights to maximise payload. Single rear-wheel drive for improved towing capability. Or twin rear-wheel drive for improved traction and higher GVWs. Whatever your requirement, Movano has it sorted.

## Access all areas

Movano offers superb accessibility – whatever the loading conditions. Rear doors can be swung clear to 180° and locked in place at 90° – providing safe and convenient loading, even where space is restricted. Movano can also be specified with 270° opening rear doors, with or without windows.

The wider opening, standard 1270mm\* sliding side-access door means a Euro pallet can now be loaded sideways. While a flat load floor ensures easy access for forklifts. In other words, Movano doesn't only look the business – it actually does the business.



### Features include:\*\*

- › Nearside sliding side-access door
- › Full-height steel bulkhead
- › Unglazed rear doors
- › Load restraint lashing eyes
- › Underfloor spare wheel

### Options include:\*\*

- › Offside sliding side-access door
- › Glazed rear doors
- › Rear bumper with integral step

\*Excluding L1 models.

\*\*Not all features and options are available on every model. Please see pages 42-46 for details.



# Payload

For some van operators, maximum payload is far more important than loadspace, so we've gone and covered that off too. Indeed, with a choice of four gross vehicle weights, Movano boasts serious flexibility to match the van's capacity to your business needs.

To this end, GVWs are at 2800, 3300, 3500 and 4500kg, with corresponding payloads ranging from 966kg to 2254kg. If you want serious load-lugging capability, Movano 4500 GVW models offer an impressive 7500kg gross combination weight, allowing you to pull trailers up to three tonnes.

PAYLOADS	kg
Maximum payload	966-2254



# Loadspace

With a massive choice of roof heights and load lengths, getting the right-sized Movano model for your business couldn't be simpler. To start with, all models feature low loading heights, excellent headroom and generous load lengths. But you also get a full-height steel bulkhead and load lashing eyes – properly positioned for maximum convenience.

Half-height load area protection panels are standard on L4 rear-wheel drive models. Other protection options, including full-height plywood lining and resilient, resin-coated plywood floors are available across the range. So far as hard figures are concerned, load volumes range from 7.0 to 13.9cu m, while load lengths vary between 2.58 and 4.38m.



## PANEL VAN

Loadspace dimensions	mm	inches
Max. rear door aperture height	1627-1820	64.0-71.7
Rear door aperture width (at floor)	1577	62.1
Maximum load area height	1700-2144	66.9-84.4
Maximum load area width	1765	69.5
Width between wheel arches	1080-1380	42.5-54.3
Maximum load floor lengths	2583-4383	101.7-172.5
Loading heights (unladen)	557-724	21.9-28.5
Sliding side-access door aperture height	1581-1780	62.2-70.1
Sliding side-access door aperture width	1050-1270	41.3-50.0
<b>Loadspace volume</b>	<b>cu m</b>	<b>cu.ft.</b>
Maximum loadspace volumes (VDA method)	7.0-13.9	247-491

*Resin-coated plywood floor, bulkhead window and glazed rear doors are optional at extra cost.*



# Panel vans

Whatever business you're in, the Movano panel van range presents serious advantages over its predecessor – and not least in terms of choice. For example, we now offer single rear-wheel drive or twin rear-wheel drive versions. That's on top of our more familiar front-wheel drive models. There are four load lengths. And four GVWs – between 2.8 and 4.5 tonnes.

To help you choose the van that's just right for your business, we've even adopted a new, customer-friendly naming scheme. For example, L3 H2 R3500 HD panel van model can be easily identified as shown below.

*Please refer to Price Guide for model availability.*

## Panel van line-up



**L = Load length**  
Four lengths are available ranging from L1-L4

**Layout**  
F = Front wheel drive  
R = Rear wheel drive

**HD = Heavy duty**  
Designation used when twin rear wheels are fitted

L3    H2    R    3500    HD

**H = Height**  
Three roof heights are available H1-H3

**Gross Vehicle Weight**  
Four GVWs are available 2800 / 3300 / 3500 / 4500





*Model illustrated features  
Office Pack and bulkhead  
window optional at extra cost.*



## Comfort

Movano raises the bar on cabin design, creating a practical, well-equipped driver environment. With a height-adjustable steering wheel and a driver's seat that's adjustable for height, reach and rake, it's one workspace you won't mind spending time in. Outstanding ergonomics – allied to high levels of equipment (including an excellent audio package that now includes Bluetooth® connectivity and USB facility as standard), maximum ease of access and a superb driving position – come together to create the right travelling and working experience, whatever job you're undertaking.



### Improved instruments

Clear and easier to read in a simple, no-nonsense binnacle.



### Drinks holders

Two fascia-mounted drinks holders are standard on all models.



### Bluetooth® connectivity

Virtually universal in compatibility and enables hands-free mobile phone communication.



### Flat-folding middle seat back

Flat work surface with two drinks holders and storage tray.

### Features include:\*

- › Six-way adjustable driver's seat
- › Driver's seat armrest
- › Dual front passengers' bench seat
- › CD 15 BT USB CD/MP3 CD player/stereo radio with integrated display
- › Steering column-mounted audio controls
- › Aux-in socket
- › Bluetooth® connectivity
- › USB facility
- › Electrically operated front windows

### Options include:\*

- › Air-suspended driver's seat
- › 'Comfort' driver's seat with adjustable armrest and lumbar adjustment

\*Not all features and options are available on every model. Please see pages 42-46 for details.



*Model illustrated features Office Pack, air conditioning and cruise control, optional at extra cost.*

## Versatility

Movano's cabin is equipped with plenty of large – and useful – storage facilities as standard. That means door pockets big enough to hold a 2-litre bottle. Twin overhead storage shelves. Coin and ticket holders. And extensive fascia storage.

But for some operators, we recognise that won't be enough! The Office Pack option transforms the cab into a state-of-the-art, full-on mobile office. Full details can be found on pages 35 and 46.



### Facia storage

All Movano models feature a semi-covered tray on top of the dashboard.



### Overhead storage

There's a handy shelf above both driver and passengers.



### Large door pockets

A 2-litre water bottle or other bulky items can be accommodated. Lower door pockets are optional as part of the Office Pack.



### Underseat storage

Office Pack also includes a large enclosed storage space accessed via the folding seat cushions.

### Features include:\*

- > Twin overhead storage shelves
- > 11-litre passenger glove box
- > Coin and ticket holders

### Optional Office Pack includes:\*

- > Facia-mounted lidded storage compartment
- > Retractable dashboard document clip
- > Underseat storage
- > Lower front door pockets

*\*Not all features and options are available on every model. Please see pages 42-46 for details.*

# Cabin options

Whatever the nature of your business, Movano options allow you to create a workspace that is completely in tune with your individual and professional needs.

Whether you're seeking the year-round freshness of air conditioning, the added comfort of electronic climate control or simply looking to improve the vehicle's superb ergonomics through a bespoke seating package, Movano has it covered. Creating a working environment that's as welcoming and well equipped as you want it to be.



**Digital tachograph\*\***  
Computes driving and rest time, enabling fleet management data to be analysed.



**Satellite navigation**  
TomTom based unit includes hand-held/facia-mounted remote control.



**Air conditioning**  
Aids demisting and creates a fresher travelling environment.



**Air-suspended driver's seat**  
An eight-way adjustable, air-suspended driver's seat for comfort in all conditions.

## Options include:\*

- › Air conditioning with pollen filter and chilled glovebox
- › Electronic Climate Control (ECC) with pollen filter and chilled glovebox
- › Air-suspended driver's seat
- › 'Comfort' driver's seat
- › Single 'Comfort' front passenger's seat
- › Multi-function trip computer
- › CD 35 BT USB CD/MP3 CD player/ stereo radio/aux-in socket/Bluetooth® connectivity/USB facility with a remote overhead display and four 20 Watt speakers
- › Satellite navigation system

*\*Not all features and options are available on every model. Please see pages 42-46 for details.*

*\*\* Vehicles fitted with a digital tachograph include an odometer display, in kilometres, replacing the standard odometer display on the instrument cluster.*

*Model illustrated features Office Pack, air conditioning and cruise control, optional at extra cost.*



# Drivetrains

At the heart of Movano's flexible character lies a Euro 5 compliant 2.3 litre 16-valve common rail diesel engine. It delivers seriously impressive performance, excellent fuel economy and low emissions, with three power outputs ranging from 100PS/285Nm to 125PS/310Nm and 146PS/350Nm. Along with substantial durability improvements, servicing requirements have also been drastically reduced – up to 25,000 miles/one year.

## Transmission

Transmission-wise, a six-speed gearbox – with an electronic 'Shift' indicator – is standard for smooth and economical operation.

Alternatively you can specify our six-speed Tecshift unit which offers all the benefits associated with a proper semi-automatic transmission. Page 48 has all the details.

So whatever your needs, whatever your line of business – Movano has it covered.



**Six-speed manual gearbox**



**Six-speed Tecshift transmission**  
Available on most models in the Movano range.

## Choice of engines:

- › 2.3CDTI 16v (100PS)
- › 2.3CDTI 16v (125PS)
- › 2.3CDTI 16v (146PS)

## Features include:\*

- › Six-speed manual gearbox or Tecshift transmission
- › Power-assisted steering

## Options include:\*

- › Locking rear differential
- › Engine-driven power take-off
- › Gearbox-driven power take-off
- › Cruise control

*\*Not all features and options are available on every model. Please see pages 42-46 for details.*





# Safety and security

Whatever the working environment, Movano puts driver and passenger protection at the top of its agenda. As you would expect, standard safety features include a driver's airbag, ABS with Electronic Brakeforce Distribution (EBD) and Emergency Brake Assist (EBA). Massive improvements in chassis and suspension systems – including Electronic Stability Programme-plus (ESP-plus) with Traction

Control System (TCS) – promote maximum confidence in all driving conditions. Heightened levels of vehicle security now include a full-height steel bulkhead, remote control selective door locking and secure underbody spare wheel stowage, plus, of course, security deadlocks and an engine immobiliser.

## ESP-plus with TCS

Standard on all rear-wheel drive models and optional at extra cost on front-wheel drive versions, ESP-plus reduces throttle response and varies the braking force to each of the wheels when a driving imbalance is detected, keeping the vehicle moving in the right direction.

TCS senses a lack of traction during acceleration and reacts to ensure maximum contact between the road surface and the tyres.

## Static cornering lights

Depending on the steering angle and vehicle speed when cornering, an additional light illuminates the corner of the road when turning. Static cornering lights are part of the optional Lighting Pack.

## Driver and passenger restraint systems

A driver's airbag is standard, with front passengers' optional at extra cost. Separate driver's and front passengers' side-impact airbags can also be specified.

## Three-button key operation

Panel van models employ remote selective door locking that enables both front doors, the rear and side loading doors, or all doors to be locked or unlocked independently.

## Under-floor spare wheel

Unlike spare wheels that are accessed or stored in the load area, Movano's under-floor stowage system means that you don't need to unload the van to get to the spare.

And, acting as an additional security measure, the spare wheel can only be winched when the rear door has been unlocked and opened.

## Alarm system

The optional remote controlled anti-theft alarm protects the engine compartment and uses sensors to guard the cab and load area.



## ESP-plus with TCS

Standard on all rear-wheel drive models.



## Static cornering lights

Optional as part of the Lighting Pack.

## Features include:\*

- › Driver's airbag
- › Remote control central door locking
- › Electronic engine deadlock immobiliser
- › High-level brake light

## Options include:\*

- › Front passengers' airbag with deactivation switch
- › Driver's side-impact airbag
- › Driver's and front passenger's side-impact airbag
- › Security alarm
- › Digital tachograph
- › Speed limiter
- › Rear parking distance sensors

*\*Not all features and options are available on every model. Please see pages 42-46 for details.*





# Doublecabs

With capacity for up to seven people, a 3.5 tonne GVW and a maximum payload of up to 1398kg, the Movano Doublecab is designed to take your crew and equipment exactly where they need to be (should additional passenger space be required, a choice of Combi and Minibus passenger carriers is also available). Comfort-wise, the Doublecab features four individually contoured rear seats with full lap and diagonal seatbelts. Rear storage includes a full-length tray under the seat cushion, plus optional overhead and side net pockets (illustrated below).



The rear compartment is all the more practical for being only partially trimmed – making it a lot more workmanlike and low maintenance – and you can add optional sliding windows. Despite the rear seats, loadspace volumes remain impressive, up to 9cu m and the windowed bulkhead is cleverly recessed to maximise load floor length. Finally, with choice of vehicle lengths, engines and front or rear-wheel drive models, the Doublecab is a natural choice for a multitude of operations.

## Doublecab line-up



L2 H2 F3500



L3 H2 F3500



L3 H2 R3500

### Features include:\*

- › Dual front passenger bench seat
- › Four individually contoured rear seats
- › Full-height bulkhead with window
- › Fixed windows in nearside sliding side-access door and opposite panel
- › CD/MP3 CD player/stereo radio
- › Aux-in
- › Bluetooth® connectivity
- › USB facility

### Options include:\*

- › Satellite navigation system
- › Air conditioning
- › Security alarm system
- › Rear parking distance sensors
- › Cruise control
- › Speed limiter
- › Digital tachograph

*\*Not all features and options are available on every model. Please see pages 42-46 for details.*



*Vehicle illustrated features Office Pack, overhead and side net pockets, glazed rear doors and front fog lights, all optional at extra cost.*



# Flexibility

Movano chassis cab, crew cab and platform cab models provide the perfect base for one of three factory-built conversions – tipper, dropside or box van. These 'core conversions' come with a full and comprehensive Vauxhall three-year/100,000 mile warranty – a warranty that extends to both the cab and the conversion.

## Chassis cabs

Chassis cab models feature rugged box section chassis rails, featuring wide top sections with built-in mounting points. The bolted rear under-run bar provides additional in-built safety, as well as ample margins for additional bodywork while retaining outstanding payloads.

- Three load lengths (L2, L3, L4)
- Two GVWs (3500 or 4500kg)
- FWD, RWD or heavy-duty twin RWD



L2 H1 F3500 chassis cab illustrated.

## Crew cabs

Crew cab models provide the same choice of body configurations and GVWs as our chassis cab variants but introduce an added dose of versatility by providing extra accommodation for four additional crew members.

- Three load lengths (L2, L3, L4)
- Two GVWs (3500 or 4500kg)
- FWD, RWD or heavy-duty twin RWD



L3 H1 R3500 chassis crew cab illustrated.

## Platform cabs

Platform cabs are ideal for those conversions requiring a low floor and walk-through access from the cab. The interface panel makes for easy integration of the cab with the conversion body, while an extended-length wiring loom is available to power the rear lights or extended conversions.

- Two load lengths (L2, L3)
- Two roof heights (H1, H2)
- One GVW (3500kg)
- FWD only



L2 H2 R3500 platform cab illustrated features full-size wheel trims, optional at extra cost as part of the Office Pack.

The Movano range also provides an excellent basis for a wide variety of specialist body conversions including our range of Vauxhall recognised conversions.

Log on to [www.vauxhall.co.uk/vehicles/conversions.html](http://www.vauxhall.co.uk/vehicles/conversions.html) for more information.

## Tipper

- > Two load lengths (L2, L3)
- > Two GVWs (3500kg or 4500kg)
- > FWD, RWD or heavy-duty twin RWD
- > Chassis cab or crew cab models

## Dropside

- > Three load lengths (L2, L3, L4)
- > Two GVWs (3500kg or 4500kg)
- > FWD, RWD and heavy-duty twin RWD
- > Chassis cab or crew cab models

## Box van

- > Two load lengths (L3, L4)
- > Two GVWs (3500kg or 4500kg)
- > FWD or RWD

## Recognised conversions

- > Low floor Luton van
- > Caged tipper
- > Car transporter
- > Refrigerated van

# Options

## Loadspace

Movano panel vans' excellent loadspace credentials – allied to maximum accessibility – are assisted by a wider choice of cargo area options than ever before. These options allow you to create the

loadspace that's just right for your business. Here's just a selection of the options available. For full availability information, see page 44.



**Full-height load area panelling**  
Plywood panels provide maximum load space protection.



**Load area protective panels**  
Half-height load trim panels help safeguard the side walls from everyday wear and tear. Standard on RWD models.



**Protective floor**  
A resin-coated plywood floor protects the load floor from damage.



**Rear bumper with integrated step**  
Standard on RWD models, the rear step eases access to the load compartment. Optional on FWD models.



**Bulkhead window**  
A window for the steel bulkhead is available as an option, protecting the driver and crew while allowing an uninterrupted view of the cargo bay.

## Load Area Enhancement Packages

Our range of load area enhancement packages provide the perfect solution to a host of transportation challenges. Additional products not illustrated include load securing straps, a load protection net and

partition grille for fitment behind the optional bulkhead window glass. Please refer to the latest Commercial Vehicle and Accessory Price Guide for availability and list prices.



### Anti-slip floor with fixing rails

Resin-coated plywood flooring protects the steel floor of the Movano and enables loads to be fixed safely and securely. The twin aluminium rails have anchorage points every 25mm.



### Telescopic blocking bars

Convenient and sturdy telescopic bars can be installed either horizontally or vertically. They can secure up to 300kg and are easily fitted or removed from the fixing rails.



### Movable partition

Made of rugged tubular aluminium, the movable partition can be fitted into the roof and floor rails at 25mm intervals and is especially useful for restraining parcels and loose loads.



### Side anchorage rails/plastic side panels

Side anchorage rails feature fixing points every 25mm and come complete with four movable lashing eyes. Easy-to-clean side panels protect against damage from loads.

# Options

## Comfort

A variety of seating options, a choice of heating and ventilation systems and a host of additional comfort features are all available for Movano, allowing you to create the optimal travelling and working

environment – whatever job you're undertaking. Here are just some of the highlights. Turn to page 43 for full availability details.



**Air-suspended driver's seat**  
The eight-way adjustable, air-suspended driver's seat features an armrest and adjustable suspension sensitivity for maximum comfort in all conditions.



**'Comfort' seats**  
Driver's seat features height-adjustment, adjustable lumbar support and armrest. A single 'Comfort' front passenger seat is also available.



**Electronic Climate Control**  
Incorporates air conditioning and allows more precise, thermostatically-controlled temperature adjustment.



**Air conditioning**  
Comes complete with pollen filter and chilled glovebox. Aids demisting and provides a fresher travelling environment all year round.



## Infotainment

Allowing drivers to match their audio, communication and navigation equipment to their private and professional needs, Movano units cover the full spectrum from CD/MP3 CD players/stereo radio to

CD-based satellite navigation units with remote colour monitors. Turn to page 45 for full availability details.



### CD 35 BT USB

Movano drivers can upgrade their audio system with the optional CD 35 BT USB unit which has the same features as the CD 15 BT USB, but with a remote overhead display and four 20 Watt speakers. As for CD 15 BT USB this unit also features steering column-mounted audio controls (illustrated above).



### CD 35 BT USB NAVI

This optional satellite navigation system does everything the CD 35 BT does but with full satellite navigation functionality and an overhead colour display. There's a choice between direct overhead view and bird's eye view (illustrated above) with maps for over 26 European countries.



### Digital tachograph\*

Computes driving and rest time, enabling fleet management data to be analysed.



### TomTom LIVE

Better still, the system comes with three months' free subscription to TomTom LIVE delivering real-time route information (such as travel disruptions, fuel prices and road conditions) straight to your vehicle, saving you time, money and stress. Features include highly detailed TomTom HD Traffic reports, Speed Camera Warning, Google Local Search and up to 5-day Weather forecasts.

\* Vehicles fitted with a digital tachograph include an odometer display, in kilometres, replacing the standard odometer display on the instrument cluster.

# Options

## Exterior

Enhanced security. Higher safety levels. A little more protection. Or just the added practicality of a tow bar. Whatever your individual need, Movano options have it covered.

We also offer a range of mechanical options that can seriously add to Movano's performance as a working vehicle. Turn to pages 42-45 for full details on availability.



### Engine-driven power take-off

All Movano models can be specified with an engine-driven PTO. This can be used to drive a fridge compressor or other light applications.

### Gearbox-driven power take-off

All RWD versions of Movano can be supplied with a gearbox-driven PTO. Particularly useful for companies operating heavy-duty ancillary equipment.

### Increased idle engine speed

Movano is available with an increased engine idle speed option. This enables power to be supplied to ancillary equipment without affecting the battery charge. An essential option for vehicle converters.



### Rear parking distance sensors

Optional rear parking distance sensors provide an audible warning to help prevent accidental damage when reversing.

### Fixed tow bar

As the name suggests, the unit and ball are permanently fixed – and, once fitted, cannot be readily removed. 13-pin electrics are also included.

### Locking rear differential (LRD)

To assist driving in rough or slippery conditions LRD is optional at extra cost on RWD models.



### Front fog lights

Improved forward vision and reduced glare in foggy weather conditions.

### Airbag options

A driver's airbag is standard across the range; a driver's side-impact airbag is optional at extra cost. An optional front passengers' airbag with deactivation switch and separate driver and passenger's side impact airbags are also available.

### Pneumatic suspension

For easier loading and unloading, and improved ride comfort, height-adjustable pneumatic rear suspension is optional at extra cost.

# Option packs


Movano option packs provide a 'bundle' of features at a highly attractive price, allowing you to tailor your equipment package to suit the individual demands of your business. Page 46 has all the availability details.



## Office Pack

- CD 35 BT USB CD/MP3 CD player/stereo radio/aux-in socket/Bluetooth® connectivity for compatible mobile phones/USB facility/remote monochromatic display/four 20 Watt speakers
- Steering column-mounted phone controls
- Retractable document clip in fascia
- 'Comfort' driver's seat
- Bulkhead soundproofing

- Double bench seat offering fold flat centre seatback with swivel tray
- Storage under bench seat accessed by folding seat cushions
- Facia-mounted lidded storage
- Additional lower front door pockets and kerb lights
- Driver's sunglasses storage holder
- 'One-touch down' facility for driver's electrically operated window
- 12-volt socket in load area
- Full-diameter wheel covers



## Comfort Pack

- Electronic Climate Control (ECC) with pollen filter and chilled glovebox
- CD 35 BT USB NAVI satellite navigation with remote colour monitor/CD/MP3 CD player/stereo radio/aux-in socket/Bluetooth® connectivity for compatible mobile phones/USB facility/four 20 Watt speakers (includes a three-month free subscription to TomTom Live)
- Steering column-mounted phone controls



## Lighting Pack

- Automatic wipers and lights
- Front fog lights
- Static cornering lights
- Door-to-door illumination

## Construction Pack (RWD models)

- Tow bar with 13-pin electrics
- Locking rear differential
- Air-suspended driver's seat



# Accessories

Genuine Vauxhall Accessories are the right choice for your Movano. The list below is just a small sample of the range available. For a full list, please refer to the Movano Price Guide, or check out our website at: [www.vauxhall.co.uk/accessories](http://www.vauxhall.co.uk/accessories)



## Roof base carrier

City crash test approved, the transverse-fitting aluminium roof bars provide a solid platform for a range of roof carriers.

They feature an oval-shaped profile and attach directly to mounting points on the roof itself using a secure, T-track connector.

Up to six bars can be fitted per vehicle and the maximum load per bar is 50kg. Maximum load per roof is 200kg (including the weight of all fitted bars).



## Steel ladder

Steel-constructed but with a smart, aluminium-look finish, the rear ladder is firmly affixed to the rear door of the vehicle.



## Roof rack tray

With dimensions tailored to the individual vehicle, the aluminium roof rack tray offers a maximum load capacity of 200kg.



## Walkway for roof rack tray

Made from lightweight but sturdy perforated aluminium and for use with the roof rack tray, the walkway enhances access to the roof.



#### Trailer hook

Particularly suited to heavier loads, the trailer hook is finished in an anti-corrosive epoxy powder treatment.



#### Rear window protection grilles

Constructed from 1mm thick epoxy coated steel, the rear window protection grilles help avoid theft while retaining rearward visibility.



#### Mudflaps

Movano's smart, grey, moulded mudflaps are specifically designed to protect the lower bodywork from stone chips, grit and other road material.



#### Carpet mats

Constructed from smart yet hard-wearing textile – and available in dark grey – the one-piece Movano-branded carpet mat features fittings to prevent slippage in use.

### Other accessories include:

#### Safety

- › Safety Pack
- › MetaSystem rear parking distance sensors
- › First aid kit and warning triangle
- › Hi-visibility vest

#### Practical

- › MetaSystem alarm
- › Spare bulb kit
- › Fuel can
- › Stretch tow rope
- › Jump leads
- › Fire extinguisher (1kg or 2kg)
- › Fire extinguisher bracket (1kg or 2kg)
- › Temporary tyre inflation kit

#### Security

- › Steering wheel security bar

#### Protection

- › Seat covers, standard
- › Seat covers, premium
- › Rubber floor mats

#### Infotainment

- › iPod connection kit
- › Bluetooth® phone kits

#### Audio accessories

- › Portable CD storage bag or box
- › Sun visor CD storage

#### Towing

- › Flange tow bar
- › Towing electrics (7-pin or 13-pin)
- › Towing electrical adaptors (7/13-pin or 13/7-pin or 12S adaptor)

# Colours and trims

Movano's business-like appearance is exemplified by the smart choice of colours available for the new vehicle. The cloth or vinyl trims have been chosen as much for their hard-wearing properties as they have for their visual appeal.

Arctic White – solid



Signal Blue – solid



Mandarin Orange – solid



North Sea Blue – solid



Poppy Red – solid



Saffron Yellow – solid



Ink Blue – solid



Ambient Blue – two-coat metallic\*



Halo Silver – two-coat metallic\*



Pearl Black – two-coat metallic\*



*Due to the limitations of the printing process, the colours reproduced may vary from the actual colour. As a result they should be used as a guide only.*

*All Vauxhall Commercial Vehicle retailers have a comprehensive showroom colour display, with actual exterior paint samples available for inspection.*

*Please note: Certain alternative colours are available for special order on Movano. Restrictions apply so please consult your Commercial Vehicle retailer for more details.*



**Grey Pulse cloth**  
Hard-wearing Grey Pulse cloth trim is fitted as standard across the range.



**Grey vinyl\*\***  
Alternatively, grey vinyl trim can be specified at no extra cost for customers requiring a more workmanlike, wipe-clean option.

Exterior colours	Trim	
	Grey Pulse cloth	Grey vinyl**
<b>Solid</b>		
Arctic White	•	•
Signal Blue	•	•
Mandarin Orange	•	•
North Sea Blue	•	•
Poppy Red	•	•
Saffron Yellow	•	•
Ink Blue	•	•
<b>Two-coat metallic*</b>		
Halo Silver	•	•
Ambient Blue	•	•
Pearl Black	•	•

• = Available

\*Optional at extra cost.

\*\*Grey vinyl seat trim is optional at no extra cost.

# Vauxhall Commercial Vehicles

## The wheels of your business.

Whatever your load, Vauxhall Commercial Vehicles are designed to help you deliver a top quality job. Our award-winning line-up can actively enhance the operating efficiency of your business by delivering outstanding load-carrying potential, low running costs and day-long driver comfort. Whichever Vauxhall Commercial Vehicle you choose, you can also rest assured that Vauxhall's nationwide network of retailers will go the extra mile to meet all your servicing and maintenance needs.

But why take our word for it? Vauxhall's commitment to keeping your business moving is recognised by van operators of all sizes across the length and breadth of the country...



**Mike Sinclair, Senior Property Partner, Aberdeen Considine said...**  
*'Our fleet of 23 Corsavan Sportives is a reflection on our business, reinforcing our professional image. Not only that, we've found them economical, reliable and fun to drive.'*



**Richard Fox, Managing Director of ITE Projects said...**  
*'We rely totally on our vehicles to ensure we are available 24/7 to service our customers' critical requirements. The Combo van is proving to be as reliable as we are.'*

**Marc Daley, Business Director, Amey PLC said...**  
*'Amey are delighted to include the Vauxhall Astravan amongst its fleet. It has proved reliable and has gained user acceptance across a diverse range of operating environments.'*







*Andrew Cook, Rail Structures Examiner, Amey PLC, said...*

*'The reasons I drive Vivaro? Simple. It's comfortable, the driving position and visibility are great and it's surprisingly compact. This makes it ideal for some of the limited access situations we encounter.'*

*Russell Lelliot, Managing Director, RSL Transport said...*

*'We've been running Movanos for years. Our two new Movanos save around 4mpg when full, compared to the old models. Which over almost 3,000 miles per week per van, is a big saving!'*



## Contents

<b>Equipment</b>	
Safety	42
Security	
Facia, instruments and controls	
Seating	43
Interior features	
Exterior features	
Load area	44
Mechanical	45
Audio, communication and navigation	
Option packs	46
Wheels and tyres	
<b>Technical data</b>	
Power and torque curves,	47
Engines and transmission ratios	
Vauxhall Assistance and warranties,	48
transmissions, steering, suspension,	
brakes, electrics, body and fuel tank	
capacity	
L1 FWD panel van:	49
Exterior/interior dimensions, loadspace	
volumes, weights and towing data	
L2 FWD panel van/doublecab:	50
Exterior/interior dimensions, loadspace	
volumes, weights and towing data	
L3 FWD panel van/doublecab:	51
Exterior/interior dimensions, loadspace	
volumes, weights and towing data	
L3 RWD panel van/doublecab:	52
Exterior/interior dimensions, loadspace	
volumes, weights and towing data	
L4 RWD panel van:	53
Exterior/interior dimensions, loadspace	
volumes, weights and towing data	
Fuel economy and emissions	54
Glossary of terms	55

## Safety

**Standard features** • Driver's airbag • Anti-lock braking system (ABS) with electronic brakeforce distribution (EBD) • Emergency brake assist (EBA) • Height-adjustable outer head restraints • Padded head restraints • Inertia-reel lap and diagonal seatbelts • Height-adjustable outer front seatbelts • Anti-submarining ramps in seats • Laminated windscreen • High-level brake light

<b>Additional features</b>	Panel van	Doublecab
Electronic Stability Programme-plus (ESP-plus) with traction control (standard on RWD models)	○	○
Front passengers' airbag with deactivation switch	○ <sup>1</sup>	○ <sup>1</sup>
Driver's side-impact airbag <sup>2</sup>	○	○
Driver and front passenger's side-impact airbags <sup>2,3</sup>	○ <sup>1</sup>	
Speed limiter (choice of three: 56mph, 62mph or 68mph) (56mph speed limiter standard on 4500 HD models – legal requirement)	○	○

## Security

**Standard features** • Electronic engine deadlock immobiliser • Remote control selective door locking with three-button key and deadlocks • Unglazed rear doors (90°/180° opening) • Steering column lock • Under-floor spare wheel – winchable when rear doors opened

<b>Additional features</b>	Panel van	Doublecab
Third key	○	○
Security alarm	○	○

## Facia, instruments and controls

**Standard features** • Facia-mounted gear lever • Height-adjustable steering wheel • Gearshift indication light (manual models only) • Trip odometer • Rev counter • Coolant temperature gauge • Fuel gauge with low fuel level warning light • Warning indicators for low oil level, low brake fluid, brake pad wear, battery, engine temperature, fuel filter, seatbelt warning and doors open • Service-due indicator • Central 12-volt electrical accessory socket • Mobile phone storage with adjacent 12-volt accessory socket • Extensive facia storage • Lidded glovebox • Coin, ticket and card holder

<b>Additional features</b>	Panel van	Doublecab
Digital tachograph (standard on 4500 HD models) <sup>4</sup>	○	○
Multi-function trip computer – provides information on overall distance, trip distance, average and instantaneous fuel consumption, remaining range, distance and average speed since last reset	○	○
Cruise control <sup>5</sup>	○	○

## Seating

**Standard features** • Pulse cloth seat trim • Driver's seat adjustable for height, reach and rake • Driver's seat armrest • Dual front passengers' bench seat • Four individually contoured rear seats (doublecab)

### Additional features

	Panel van	Doublecab
Vinyl seat trim <sup>1,2</sup>	N/C	N/C
'Comfort' driver's seat with armrest and lumbar adjustment <sup>1</sup>	○	○
Air-suspended driver's seat with armrest <sup>1</sup>	○	○ <sup>6</sup>
Single front passenger's seat with armrest <sup>1</sup>	N/C	N/C
Single 'Comfort' front passenger's seat with adjustable armrest and lumbar adjustment <sup>1,7</sup>	○	○

## Interior features

**Standard features** • Multi-function display showing time, date, audio information and outside air temperature • Flat-folding middle seat back with twin drinks holders, a flat work surface and storage tray • Vinyl floor covering in cabin area • Twin sunvisors • Twin front passenger assist handles (one with single front passenger seat option) • Four-speed fan • Four adjustable face-level heating and ventilation outlets • Windscreen and side-window demist vents • Air recirculation system • Twin overhead storage shelves • Fade down cabin area courtesy light • Map reading light • Door trims with pocket and two-litre bottle storage • Lower rear seat storage pocket (doublecab)

### Additional features

	Panel van	Doublecab
Air conditioning with pollen filter and chilled glovebox facility	○	○
Electronic Climate Control (ECC) incorporating air conditioning with pollen filter and chilled glovebox facility	○	○
Headlining/B-pillar trim for rear seating area		○
Side and overhead rear seat storage pockets		○

## Exterior features

**Standard features** • Electrically operated front windows • Foldable electrically adjustable/heated door mirrors (wide-angle on driver's side) with integrated side-repeat indicators • Two-speed windscreen wipers with variable intermittent wipe and electric screenwash • Lights-on audible warning • Manual headlight beam levelling • Integral steps in front bumper • Twin reversing lights • Rear fog lights • Exterior side marker lights (L3 and L4 panel van models) • Body side-protection mouldings • Wheel centre covers (excluding HD models)

### Additional features

	Panel van	Doublecab
Front fog lights	○	○
Front and rear mudflaps	○	○
Rear parking distance sensors	○	○
Body-colour roof (H3 models)	○	
Two-coat metallic paint	○	○
Special paint <sup>8</sup>	○	○



Air-suspended driver's seat with armrest.

● = Standard equipment.  
○ = Optional at extra cost.  
N/C = No-cost option.

- 1 = Not available with Office Pack option.  
2 = Not available with air-suspended driver's seat option.  
3 = Only available with single front passenger's seat options.  
4 = Must be specified at time of ordering as it cannot be fitted retrospectively. Vehicles fitted with tachograph include odometer display, in kilometres, replacing standard odometer display on instrument cluster. Option price for digital tachograph does not include calibration which must be carried out at an approved tachograph centre within 14 days of the vehicle's registration. Please note: The legislation regarding the use of tachographs is complex and operators should seek independent advice or speak to the Commercial Vehicle specialist at your Vauxhall retailer to ensure compliance. Alternatively your local DVLA office will also be able to provide clarification of the relevant legislation.  
5 = Only available with multi-function trip computer.  
6 = Not available on L2 models.  
7 = Only with 'Comfort' driver's seat option.  
8 = Special paint available at extra cost. Please consult your retailer for details. Restrictions apply and minimum quantity may be required. Fleet customers should contact their Vauxhall fleet sales manager.



Side-fixing rail.



Full-height plywood load lining panels and wheel arch protection.



Rear bumper with integral step.

## Load area

**Standard features** • Nearside sliding side-access door • Illuminated load area • Load restraint lashing eyes (L1 – 8, L2/L3 – 10, L4 - 12)  
• Internal lockable rear and sliding side-access doors • Unglazed rear doors (90°/180° opening)

### Additional features

	Panel van	Doublecab
Full-height steel bulkhead without window	●	
Full-height steel bulkhead with window	○	
Full-height ABS plastic bulkhead with window		●
Fixed windows in nearside sliding side-access door and opposite panel	○	●
Sliding windows in nearside sliding side-access door and opposite panel/door <sup>9</sup>	○	○
Glazed van pack (includes glazed side-access door and opposite panel, plus glazed rear doors) <sup>9</sup>	○	
Offside sliding side-access door (glazed on Doublecab)	○	○
Half-height plywood load lining panels (standard on RWD models)	○	○
Full-height plywood load lining panels and wheel arch protection <sup>10</sup>	○	
Resin-coated plywood load floor covering	○	○
Side-mounted anchorage points (x8)	○	
Two grab handles (side-access and rear doors) <sup>11</sup>	○	○
Three grab handles (two side-access and rear doors) <sup>11</sup>	○	○
Floor and roof fixing rails (x2) and anti-slip wooden floor (not available when 'load protection net' is specified) - L2 H2/L3 H2 models <sup>12,13</sup>	○	
Floor fixing rails (x2) and anti-slip wooden floor - L2/L3 models <sup>12,13</sup>	○	
Side fixing rails (x2) and plastic side-panels - L2/L3 models <sup>12,14</sup>	○	
Side fixing rails and plastic side-panels - L2/L3 models <sup>12,14</sup>	○	
Securing lashing eyes for rail options above <sup>12</sup>	○	
Load securing strap for rail options above <sup>12</sup>	○	
Telescopic blocking bars (requires one of the fixing rail options) <sup>12</sup>	○	
Moveable partition wall (requires 'floor and roof fixing rails') <sup>12</sup>	○	
Load protection net (not available with 'floor and roof fixing rails') <sup>12</sup>	○	
Protection grille for bulkhead window (where specified) <sup>12</sup>	○	
Glazed rear doors (90°/180° opening)	○	○
Unglazed rear doors (270° opening)	○	○
Glazed rear doors (270° opening)	○	○
Heated rear windows (only with glazed rear door options)	○	○
Single glazed panel	○	
Double glazed panel	○	
Rear bumper with integral step (standard on RWD models)	○	○

## Mechanical

**Standard features** • Six-speed manual gearbox • Power-assisted steering

<b>Additional features</b>	Panel van	Doublecab
Tecshift six-speed transmission with sequential manual gearshift and automatic mode	○	○
Engine-driven power take-off (FWD models) <sup>15</sup>	○	○
Engine-driven power take-off (RWD models) <sup>16</sup>	○	○
Gearbox-driven power take-off (RWD models only)	○	○
Increased engine idle speed	○	○
Locking rear differential (RWD models only)	○	○
Pneumatic rear suspension (F3500 models only) <sup>17</sup>	○	○
105-litre fuel tank	○	○
Tow bar with 13-pin electrics <sup>18</sup>	○	○
CANbus interface (standard on R4500 models)	○	○
Six-pin connector for conversions (mandates engine-driven power take-off)	○	○
Second battery (not available with single passenger seat options) <sup>2</sup>	○	

## Audio, communication and navigation

<b>Features</b>	Panel van	Doublecab
<b>CD 15 BT USB</b> CD/MP3 CD player/stereo radio/aux-in socket/Bluetooth® connectivity for compatible mobile phones/USB connection/integrated display/four 15-watt speakers	●	●
<b>CD 35 BT USB</b> CD/MP3 CD player/stereo radio/aux-in socket/Bluetooth® connectivity for compatible mobile phones/USB connection/remote display/four 20-watt speakers	○	○
<b>NAVI</b> satellite navigation/remote colour monitor <sup>19</sup>	○	○
Steering column mounted audio controls	●	●
Flexible roof-mounted aerial	●	●



Steering column mounted audio controls.

- = Standard equipment.
- = Optional at extra cost.

- 2 = Not available with air-suspended driver's seat option.
- 9 = Not available with full-height plywood load lining.
- 10 = Mandates resin-coated plywood load floor covering, not available with offside side-access door.
- 11 = Not available with side-mounted anchorage points.
- 12 = FWD models only.
- 13 = Not available when the resin-coated load floor option is specified.
- 14 = Not available when half or full-height load lining/trim options are specified.
- 15 = Not available when air conditioning or ECC options are specified. Mandates six-pin connector.
- 16 = Only available in conjunction with air conditioning or ECC options. Mandates six-pin connector.
- 17 = Requires six-pin connector and CANbus.
- 18 = Unless the user qualifies for a specific exemption, vehicles operated with a trailer, where the combined weight of the vehicle, trailer and payload exceeds 3500kg, will need a digital tachograph.
- 19 = Mandates CD 35 BT USB and includes a three-month free subscription to TomTom Live.



Electronic Climate Control (ECC) incorporating air conditioning with pollen filter.



Multi-function bench seat with underseat stowage.

- = Standard equipment.
- = Optional at extra cost.
- N/C = No-cost option.

1 = Not available with Office Pack option.  
 18 = Unless the user qualifies for a specific exemption, vehicles operated with a trailer, where the combined weight of the vehicle, trailer and payload exceeds 3500kg, will need a digital tachograph.  
 20 = Not available with Comfort Pack, front passengers' airbag, single front passenger's seat, driver and front passenger's side-impact airbags or vinyl seat options.  
 21 = Only available in conjunction with ESP. ESP standard on RWD models.

## Option packs

	Panel van	Doublecab
<b>Office Pack<sup>20</sup></b> CD 35 BT USB/CD/MP3 CD player/stereo radio/aux-in socket/Bluetooth® connectivity for compatible mobile phones/USB connection/remote display/four 20-watt speakers • 'Comfort' driver's seat with armrest and lumbar support • Multi-function office bench seat with folding seat back on centre passenger seat including swivelling work tray and tilt forward seat cushions with underseat stowage • Facia-mounted A4 lidded storage compartment • Retractable A4 dashboard document clip • Additional lower front door pockets and kerb lights • Sunglasses storage (driver's side) • 'One-touch down' facility for driver's electrically operated window • Bulkhead soundproofing (panel van only) • 12-volt electrical accessory socket in load area • Full wheel covers (not RWD HD models)	○	○
<b>Lighting Pack<sup>21</sup></b> • Static cornering lights (see page 24 for details) • Front fog lights • Automatic lighting control • Rain-sensitive windscreen wipers • Door-to-door illumination	○	○
<b>Comfort Pack<sup>1</sup></b> • Electronic Climate Control (ECC) incorporating air conditioning with pollen filter • CD 35 BT USB NAVI satellite navigation/CD/MP3 CD player/stereo radio/aux-in socket/Bluetooth® connectivity for compatible mobile phones/USB connection/remote display/four 20-watt speakers (includes a three-month free subscription to TomTom Live)	○	○
<b>Construction Pack (RWD models only)</b> • Air-suspended driver's seat with armrest • Locking rear differential • Tow bar with 13-pin electrics <sup>18</sup>	○	
<b>Smoker Pack</b> • Removable ashtray • Illuminated cigar lighter	○	○

## Wheels and tyres

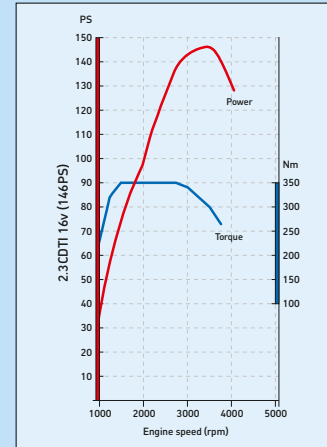
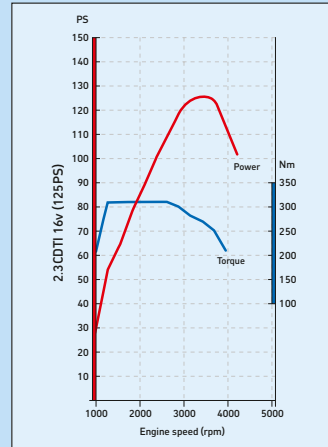
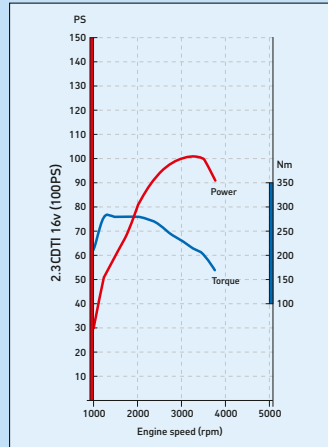
Features	Panel van	Doublecab
2800/3300 models – 6.5J x 16-inch steel wheels with 215/65 R 16 tyres	●	
3500 FWD models – 6.5J x 16-inch steel wheels with 225/65 R 16 tyres	●	●
3500 RWD models (excluding HD models) – 7J x 16-inch steel wheels with 235/65 R 16 tyres	●	●
3500/4500 RWD HD models – 5.5J x 16-inch steel wheels with 195/75 R 16 tyres	●	
All-season tyres – Continental Vanco Four Season 2 – 225/65 R 16 (FWD) or 235/65 R 16 (RWD) (not available on HD models)	○	○
Full-size spare wheel	●	●
Tyre inflation kit in lieu of spare wheel (excluding RWD models)	N/C	N/C

## Tyre rating

Tyre size	Fuel efficiency group	Wet grip performance	External noise	
			Measured (dB)	Group
195/75 R 16	B-F	B-E	72-73	
215/65 R 16	B-C	B	72	
225/65 R 16	B-E	B-C	72-73	
235/65 R 16	C-E	B-C	72-73	

Tyre rating according to EU Regulation 1222/2009

## Power and torque curves

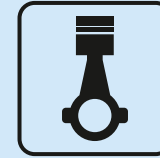


## Engines


	2.3CDTI 16v (100PS)	2.3CDTI 16v (125PS)	2.3CDTI 16v (146PS)
Fuel type	Diesel	Diesel	Diesel
Capacity	2298cc	2298cc	2298cc
Maximum power	100PS (74kW) @ 3500rpm	125PS (92kW) @ 3500rpm	146PS (107kW) @ 3500rpm
Maximum torque	285Nm (210 lb.ft.) @ 1250-2000rpm	310Nm (229 lb.ft.) @ 1250-2500rpm	350Nm (258 lb.ft.) @ 1500-2750rpm
Configuration	4 cylinders, 4 valves per cylinder, double overhead camshafts		
Fuel/induction system	Fixed geometry turbocharger and intercooler. Common rail fuel injection		Variable geometry turbocharger and intercooler. Common rail fuel injection
Emission compliance	Euro 5		
Service interval	25,000 miles or one-year (whichever occurs sooner)		

## Transmission ratios

	Gear ratios (mph/1000rpm)						Reverse	Final drive ratio
	1	2	3	4	5	6		
FWD 2800/3300 (100/125PS)	4.18:1 (4.5)	2.24:1 (8.3)	1.39:1 (13.7)	0.98:1 (19.5)	0.76:1 (24.6)	0.59:1 (31.3)	4.36:1 (4.3)	4.18
FWD 3300 (146PS)	4.18:1 (4.2)	2.24:1 (7.9)	1.39:1 (12.7)	0.98:1 (18.0)	0.76:1 (23.3)	0.59:1 (29.5)	4.36:1 (4.0)	4.43
FWD 3500 (100/125PS)	4.18:1 (4.5)	2.24:1 (8.5)	1.39:1 (13.7)	0.98:1 (19.5)	0.76:1 (25.1)	0.59:1 (31.9)	4.36:1 (4.4)	4.18
FWD 3500 (146PS)	4.18:1 (4.3)	2.24:1 (8.0)	1.39:1 (12.9)	0.98:1 (18.4)	0.76:1 (23.7)	0.59:1 (30.1)	4.36:1 (4.1)	4.43
RWD 3500	5.20:1 (4.3)	2.70:1 (8.4)	1.80:1 (12.5)	1.30:1 (17.4)	1.00:1 (22.6)	0.80:1 (28.2)	4.00:1 (3.5)	3.58
RWD HD 3500/4500	5.20:1 (3.7)	2.70:1 (7.0)	1.80:1 (10.5)	1.30:1 (14.6)	1.00:1 (19.0)	0.80:1 (23.7)	4.00:1 (3.0)	4.18



**100/125/  
146PS**  
2.3CDTI 16v  
engines



**Tecshift**  
Six-speed  
transmission  
optional on  
selected models



Rear axle: Front-wheel drive.



Rear axle: Rear-wheel drive.

## Vauxhall Assistance and warranties\*\*

Every Movano base vehicle comes with:

- A three-year vehicle warranty consisting of a one year/unlimited mileage manufacturer's warranty and a second and third year manufacturer's warranty with a 100,000 miles limitation
- Vauxhall Assistance for 12 months from first registration
- Six-year body panel anti-perforation warranty

\*\* = Warranty is only available on vehicles sourced from Vauxhall Motors Ltd. Terms and conditions apply – please see your Vauxhall Commercial Vehicle retailer for details.

## Transmissions

**FWD feature:** Transverse engine/gearbox.

**RWD feature:** Longitudinal engine/gearbox.

- Front-wheel drive available on L1, L2 and L3 models
- Rear-wheel drive available on L3/L4 models
- Six-speed manual gearbox
- Six-speed Tecshift transmission – available at extra cost. Tecshift hydraulic transmission offers all the main features and flexibility of a regular automatic, plus the performance and control of a 'one-touch' manual gearbox. In manual mode the driver changes gear sequentially by pushing the lever forward (higher gear) or pulling it backwards (lower gear), with automatic-style 'kickdown' through two or more gears also possible in manual mode. Automatic clutch control means there is no need for a clutch pedal

## Steering

- Power-assisted rack and pinion system
- Turns lock-to-lock: 3.7
- Turning circles (kerb-to-kerb/wall-to-wall):

	Kerb-to-kerb	Wall-to-wall
L1	12.0m (39.3ft)	12.5m (41.0ft)
L2	13.6m (44.6ft)	14.1m (46.2ft)
L3 FWD	15.7m (51.5ft)	16.2m (53.1ft)
L3 RWD	13.6m (44.6ft)	14.1m (46.2ft)
L4	15.7m (51.5ft)	16.2m (53.1ft)

## Suspension

**Front (FWD/RWD):** MacPherson type with independent double wishbones, coil springs and telescopic dampers.

**Rear (FWD):** Tubular axle with variable-rate single leaf springs and telescopic dampers.

**Rear (RWD):** Tubular axle with variable-rate double leaf springs (triple leaf on HD models) and telescopic dampers.

## Brakes

- Four-channel Anti-lock Braking System (ABS) with Electronic Brakeforce Distribution (EBD)
- Emergency Brake Assist (EBA)
- Vacuum servo-assisted system
- Low brake fluid level warning light
- Low brake pad wear warning light
- Floor-mounted parking brake lever

**Front ventilated disc brakes:**

FWD/RWD 302mm x 28mm.

**Rear disc brakes:**

FWD/RWD 305mm x 12mm.

RWD HD 305mm x 18mm.

## Electrics

**Maintenance-free battery:** 95Ah. (105Ah. Tecshift models).

**Alternator:** 185A.

## Body

- Six years' body panel anti-perforation warranty
- Galvanised body panels
- Anti stone-chip mastic coating on sills
- Flush-fitted windscreen and rear door glass (when specified)
- Detachable front towing eye
- Rear towing eye

## Fuel tank capacity

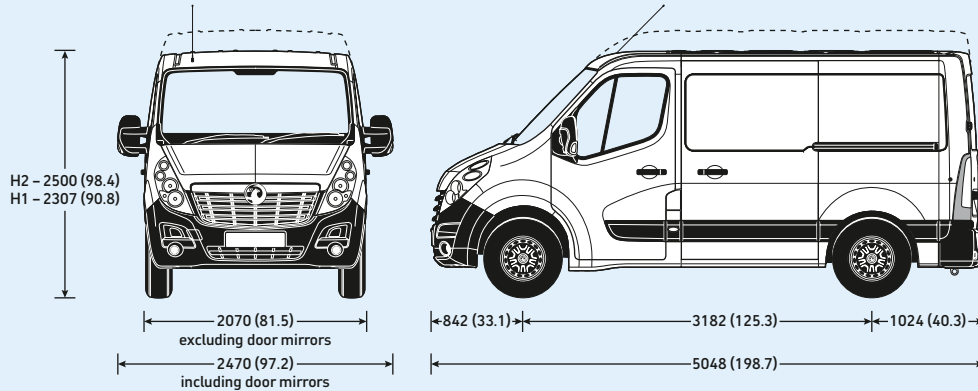
80 litres (17.6 gallons).

105 litres (23.1 gallons) optional.



## Exterior dimensions mm (inches)

### L1 H1/H2 FWD panel van All heights are shown unladen.



### Loadspace volumes cu.m (cu.ft.)

		VDA	Maximum
Panel van	- H1	7.0 (247)	7.8 (275)
	- H2	-	8.6 (304)

## Interior dimensions

Loadspace	mm (inches)
Maximum length	2583 (101.7)
Maximum width	1765 (69.5)
Maximum height	- H1 1700 (66.9)
	- H2 1894 (74.6)
Width between wheel arches	1380 (54.3)
Rear and side load door(s)	mm (inches)
Rear door aperture height	
	- H1 1627 (64.0)
	- H2 1820 (71.7)
Rear door aperture width	1577 (62.1)
Side door aperture height	
	- H1 1581 (62.2)
	- H2 1780 (70.1)
Side door aperture width	1050 (41.3)
Loading height	563 (22.2)

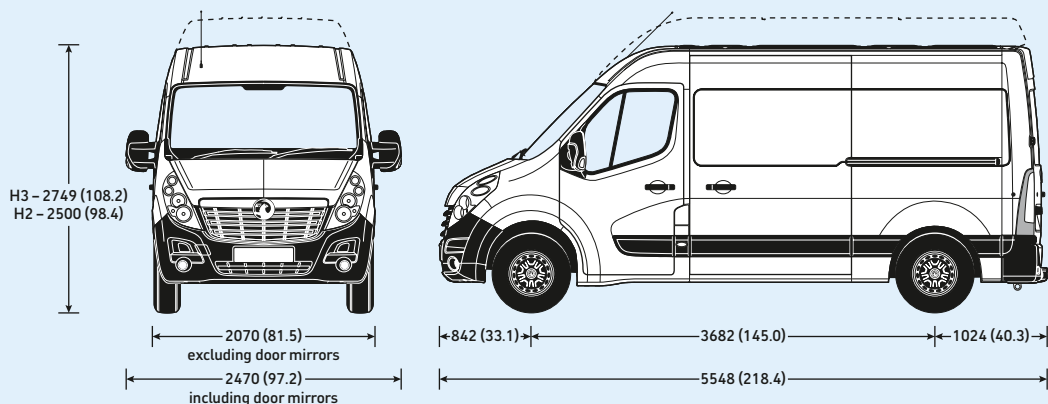
## Weights and towing data

L1 H1 FWD panel van	Trans- mission	UK plated weights and kerbweights kg						Total Kerb	Payload kg	Plated Gross Combination Weights (GCW) kg
		Front axle		Rear axle		GVW				
		Plated	Kerb	Plated	Kerb					
2800 2.3CDTI 16v	manual	1550	1134	1650	672	2800	1806	994	5300	
3300 2.3CDTI 16v	manual	1650	1157	1900	654	3300	1811	1489	5800	
3500 2.3CDTI 16v	manual	1850	1141	2100	675	3500	1816	1684	6000	
L1 H2 FWD panel van	Trans- mission	UK plated weights and kerbweights kg						Total Kerb	Payload kg	Plated Gross Combination Weights (GCW) kg
L1 H2 FWD panel van		Front axle		Rear axle		GVW				
		Plated	Kerb	Plated	Kerb					
2800 2.3CDTI 16v	manual	1550	1144	1650	690	2800	1834	966	5300	
3300 2.3CDTI 16v	manual	1650	1161	1900	678	3300	1839	1461	5800	
3500 2.3CDTI 16v	manual	1850	1151	2100	693	3500	1844	1656	6000	

**Note:** **Kerbweights** minimum vehicle kerbweight according to Type Approval, including all fluids, tools and a 90% fuel load. Excludes the weight of the driver and deleteable options, e.g. spare wheel and sliding side load door. Final weight may vary according to the specification of the vehicle, e.g. options, delete options and accessories. **Payload** figures do not allow for the weight of the driver, or any passengers, which should therefore be deducted from the figures shown. **Gross plated weights** (including axle weights) quoted on the vehicle plate must never be exceeded. **Roof load** maximum 200kg (includes weight of roof carrier) when Vauxhall approved carrier system used. **Towing weights:** Unbraked trailer: all models = 750kg. Braked trailer: 2500kg.

## Exterior dimensions mm (inches)

**L2 H2/H3 FWD panel van** All heights are shown unladen.



## Loadspace volumes cu.m (cu.ft.)

		VDA	Maximum
Panel van	- H2	9.4 (322)	10.8 (381)
	- H3	-	12.3 (434)
Doublecab	- H2	-	6.9 (244)

## Interior dimensions

Loadspace	mm (inches)
Maximum length	3083 (121.4)
Maximum length at load floor - doublecab	2175 (85.6)
Maximum length behind rear seats - doublecab	1990 (78.3)
Maximum width	1765 (69.5)
Maximum height	- H2 1894 (74.6) - H3 2144 (84.4)
Width between wheel arches	1380 (54.3)
Rear and side load door(s)	mm (inches)
Rear door aperture height	1820 (71.7)
Rear door aperture width	1577 (62.1)
Side door aperture height	1780 (70.1)
Side door aperture width	1270 (50.0)
Loading height	562 (22.1)

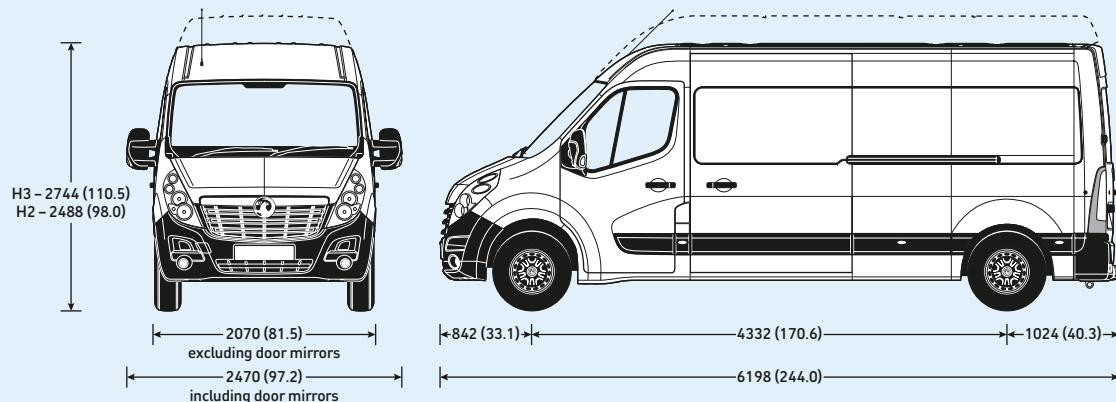
## Weights and towing data

	Trans- mission	UK plated weights and kerbweights kg				Total GVW	Total Kerb	Payload kg	Plated Gross Combination Weights (GCW) kg
		Front axle		Rear axle					
<i>L2 H2 FWD panel van</i>		Plated	Kerb	Plated	Kerb				
3300 2.3CDTI 16v	manual	1650	1194	1900	691	3300	1885	1415	5800
3500 2.3CDTI 16v	manual	1850	1196	2100	694	3500	1890	1610	6000
<i>L2 H3 FWD panel van</i>									
3500 2.3CDTI 16v	manual	1850	1210	2100	721	3500	1931	1569	6000
<i>L2 H2 FWD doublecab</i>									
3500 2.3CDTI 16v	manual	1850	1271	2100	831	3500	2102	1398	6000

**Note:** Kerbweights minimum vehicle kerbweight according to Type Approval, including all fluids, tools and a 90% fuel load. Excludes the weight of the driver and deleteable options, e.g. spare wheel and sliding side load door. Final weight may vary according to the specification of the vehicle, e.g. options, delete options and accessories. **Payload** figures do not allow for the weight of the driver, or any passengers, which should therefore be deducted from the figures shown. **Gross plated weights** (including axle weights) quoted on the vehicle plate must never be exceeded. **Roof load** maximum 200kg (includes weight of roof carrier) when Vauxhall approved carrier system used. **Towing weights:** Unbraked trailer: all models = 750kg. Braked trailer: 2500kg. **Tecshift models:** Models featuring Tecshift transmission have an 8kg increase in total kerbweight with a corresponding decrease in payload.

## Exterior dimensions mm (inches)

### L3 H2/H3 FWD panel van All heights are shown unladen.



### Loadspace volumes cu.m (cu.ft.)

		VDA	Maximum
Panel van	- H2	11.3 (399)	13.0 (459)
	- H3	-	14.8 (523)
Doublecab	- H2	-	9.0 (318)

## Interior dimensions

Loadspace	mm (inches)
Maximum length	3733 (147.0)
Maximum length at load floor - doublecab	2825 (111.2)
Maximum length behind rear seats - doublecab	2640 (103.9)
Maximum width	1765 (69.5)
Maximum height	- H2 1894 (74.6) - H3 2144 (84.4)
Width between wheel arches	1380 (54.3)
Rear and side load door(s)	mm (inches)
Rear door aperture height	1820 (71.7)
Rear door aperture width	1577 (62.1)
Side door aperture height	1780 (70.1)
Side door aperture width	1270 (50.0)
Loading height	557 (21.9)

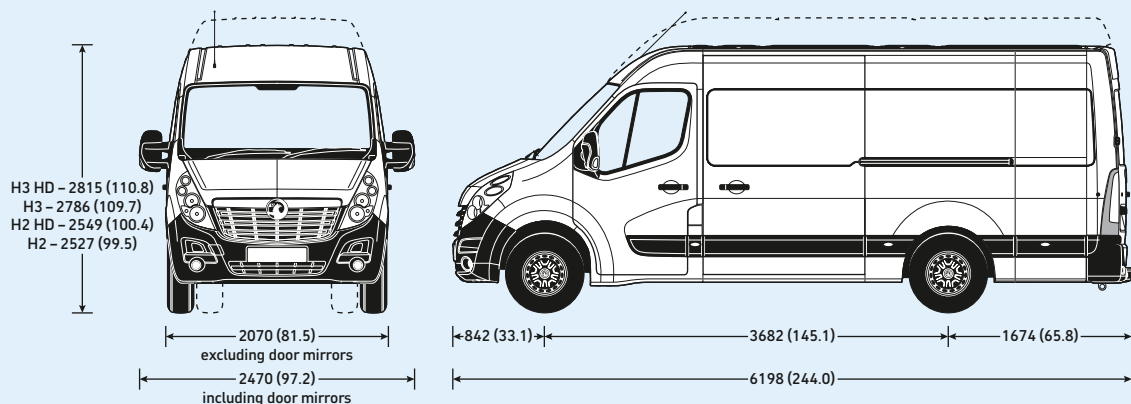
## Weights and towing data

	Trans- mission	UK plated weights and kerbweights kg						Total Kerb	Payload kg	Plated Gross Combination Weights (GCW) kg
		Front axle		Rear axle		GVW				
		Plated	Kerb	Plated	Kerb					
<b>L3 H2 FWD panel van</b>										
3500 2.3CDTI 16v	manual	1850	1237	2100	733	3500	1970	1530	6000	
<b>L3 H3 FWD panel van</b>										
3500 2.3CDTI 16v	manual	1850	1244	2100	766	3500	2010	1490	6000	
<b>L3 H2 FWD doublecab</b>										
3500 2.3CDTI 16v	manual	1850	1327	2100	850	3500	2177	1323	6000	

**Note:** **Kerbweights** minimum vehicle kerbweight according to Type Approval, including all fluids, tools and a 90% fuel load. Excludes the weight of the driver and deleteable options, e.g. spare wheel and sliding side load door. Final weight may vary according to the specification of the vehicle, e.g. options, delete options and accessories. **Payload** figures do not allow for the weight of the driver, or any passengers, which should therefore be deducted from the figures shown. **Gross plated weights** (including axle weights) quoted on the vehicle plate must never be exceeded. **Roof load** maximum 200kg (includes weight of roof carrier) when Vauxhall approved carrier system used. **Towing weights:** Unbraked trailer: all models = 750kg. Braked trailer: 2500kg. **Techshift models:** Models featuring Techshift transmission have an 8kg increase in total kerbweight with a corresponding decrease in payload.

## Exterior dimensions mm (inches)

**L3 H2/H3 RWD panel van** All heights are shown unladen.



## Loadspace volumes cu.m (cu.ft.)

		VDA	Maximum
Panel van	- H2	10.9 (385)	12.4 (438)
	- H3	12.2 (431)	14.2 (501)
Doublecab	- H2	-	8.4 (297)

HD models have slightly reduced VDA loadspace volumes: H2 - 10.7 (378), H3 - 12.0 (424).

## Interior dimensions

Loadspace	mm (inches)
Maximum length	3733 (147.0)
Maximum length at load floor - doublecab	2825 (111.2)
Maximum length behind rear seats - doublecab	2640 (103.9)
Maximum width	1765 (69.5)
Maximum height	- H2 1798 (70.8) - H3 2048 (80.6)
Width between wheel arches	- L3 RWD 1380 (54.3) - L3 RWD HD 1080 (42.5)
Rear and side load door(s)	mm (inches)
Rear door aperture height	1724 (67.9)
Rear door aperture width	1577 (62.1)
Side door aperture height	1684 (66.3)
Side door aperture width	1270 (50.0)
Loading height	696-724 (27.4-28.5)

## Weights and towing data

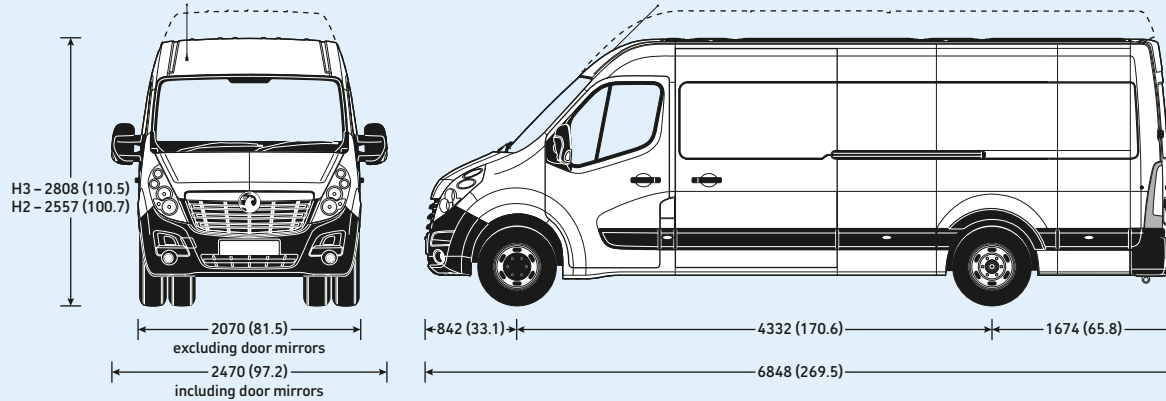
	Trans- mission	UK plated weights and kerbweights kg				GVW	Total Kerb	Payload kg	Plated Gross Combination Weights (GCW) kg
		Front axle		Rear axle					
		Plated	Kerb	Plated	Kerb				
<b>L3 H2 RWD panel van</b>									
3500 2.3CDTI 16v	manual	1850	1147	2300	963	3500	2110	1390	6000
3500 HD 2.3CDTI 16v	manual	1850	1186	2300	1060	3500	2246	1254	7000
4500 HD 2.3CDTI 16v	manual	1850	1186	3200	1060	4500	2246	2254	7500
<b>L3 H3 RWD panel van</b>									
3500 2.3CDTI 16v	manual	1850	1155	2300	993	3500	2148	1352	6000
3500 HD 2.3CDTI 16v	manual	1850	1191	2300	1088	3500	2279	1221	7000
4500 HD 2.3CDTI 16v	manual	1850	1191	3200	1088	4500	2279	2221	7500
<b>L3 H2 RWD doublecab</b>									
3500 2.3CDTI 16v	manual	1850	1211	2300	1113	3500	2324	1176	6000

**Note:** Kerbweights minimum vehicle kerbweight according to Type Approval, including all fluids, tools and a 90% fuel load. Excludes the weight of the driver and deletable options, e.g. spare wheel and sliding side load door. Final weight may vary according to the specification of the vehicle, e.g. options, delete options and accessories. **Payload** figures do not allow for the weight of the driver, or any passengers, which should therefore be deducted from the figures shown. **Gross plated weights** (including axle weights) quoted on the vehicle plate must never be exceeded. **Roof load** maximum 200kg (includes weight of roof carrier) when Vauxhall approved carrier system used. **Towing weights:** Unbraked trailer: all models = 750kg. Braked trailer: 2500kg (HD models 3500kg).

**Tecshift models:** Models featuring Tecshift transmission have an 8kg increase in total kerbweight with a corresponding decrease in payload.

## Exterior dimensions mm (inches)

**L4 H2/H3 RWD HD panel van** All heights are shown unladen.



## Loadspace volumes cu.m (cu.ft.)

		VDA	Maximum
Panel van	- H2	12.7 (448)	14.9 (526)
	- H3	13.9 (491)	17.0 (600)

## Interior dimensions

Loadspace	mm (inches)
Maximum length	4383 (172.6)
Maximum width	1765 (69.5)
Maximum height	- H2 1798 (70.8) - H3 2048 (80.6)
Width between wheel arches	1080 (42.5)
Rear and side load door(s)	mm (inches)
Rear door aperture height	1724 (67.9)
Rear door aperture width	1577 (62.1)
Side door aperture height	1684 (66.3)
Side door aperture width	1270 (50.0)
Loading height	717 (28.2)

## Weights and towing data

	Trans- mission	UK plated weights and kerbweights kg						Total Kerb	Payload kg	Plated Gross Combination Weights (GCW) kg
		Front axle		Rear axle		GVW				
		Plated	Kerb	Plated	Kerb					
<b>L4 H2 RWD panel van</b>										
3500 HD 2.3CDTI 16v	manual	1850	1235	2300	1089	3500	2324	1176	7000	
4500 HD 2.3CDTI 16v	manual	1850	1235	3200	1089	4500	2324	2176	7500	
<b>L4 H3 RWD panel van</b>										
3500 HD 2.3CDTI 16v	manual	1850	1243	2300	1123	3500	2366	1134	7000	
4500 HD 2.3CDTI 16v	manual	1850	1243	3200	1123	4500	2366	2134	7500	

**Note:** **Kerbweights** minimum vehicle kerbweight according to Type Approval, including all fluids, tools and a 90% fuel load. Excludes the weight of the driver and deleteable options, e.g. spare wheel and sliding side load door. Final weight may vary according to the specification of the vehicle, e.g. options, delete options and accessories. **Payload** figures do not allow for the weight of the driver, or any passengers, which should therefore be deducted from the figures shown. **Gross plated weights** (including axle weights) quoted on the vehicle plate must never be exceeded. **Roof load** maximum 200kg (includes weight of roof carrier) when Vauxhall approved carrier system used. **Towing weights:** Unbraked trailer: all models = 750kg. Braked trailer: 3500kg.

## Fuel economy and emissions

	Fuel economy mpg (litres/100km)			CO <sub>2</sub> emissions (g/km)
	Urban driving	Extra-urban driving	Combined figure	
<b>L1 H1 FWD panel van</b>				
2800 2.3CDTI 16v 100/125	30.7 (9.2)	40.4 (7.0)	36.2 (7.8)	205
3300 2.3CDTI 16v 100/125	30.7 (9.2)	40.4 (7.0)	36.2 (7.8)	205
3500 2.3CDTI 16v 100/125	30.7 (9.2)	40.4 (7.0)	36.2 (7.8)	205
<b>L1 H2 FWD panel van</b>				
2800 2.3CDTI 16v 100/125	30.7 (9.2)	40.4 (7.0)	36.2 (7.8)	205
3300 2.3CDTI 16v 100/125	30.7 (9.2)	40.4 (7.0)	36.2 (7.8)	205
3500 2.3CDTI 16v 100/125	30.7 (9.2)	40.4 (7.0)	36.2 (7.8)	205
<b>L2 H2 FWD panel van</b>				
3300 2.3CDTI 16v 100/125	30.7 (9.2)	39.2 (7.2)	35.3 (8.0)	209
3300 2.3CDTI 16v 150	28.2 (10.0)	37.2 (7.6)	34.0 (8.3)	223
3300 2.3CDTI 16v 125 Tecshift	33.6 (8.4)	37.2 (7.6)	35.8 (7.9)	206
3500 2.3CDTI 16v 100/125	30.7 (9.2)	39.2 (7.2)	35.3 (8.0)	209
3500 2.3CDTI 16v 150	28.2 (10.0)	37.2 (7.6)	34.0 (8.3)	223
3500 2.3CDTI 16v 125 Tecshift	33.6 (8.4)	37.2 (7.6)	35.8 (7.9)	206

Fuel consumption and CO<sub>2</sub> emission data complies with the relevant EU testing regulations used by vehicle manufacturers to enable comparisons between different models. **Important:** Please note fuel consumption can be affected by many factors including driving style, road and traffic conditions, vehicle mileage and standard of maintenance. In addition these results relate to the particular vehicle tested, inevitably there will be differences between individual vehicles of the same model.

	Fuel economy mpg (litres/100km)			CO <sub>2</sub> emissions (g/km)
	Urban driving	Extra-urban driving	Combined figure	
<b>L2 H3 FWD panel van</b>				
3500 2.3CDTI 16v 100/125	30.7 (9.2)	39.2 (7.2)	35.3 (8.0)	209
3500 2.3CDTI 16v 150	28.2 (10.0)	37.2 (7.6)	34.0 (8.3)	223
3500 2.3CDTI 16v 125 Tecshift	33.6 (8.4)	37.2 (7.6)	35.8 (7.9)	206
<b>L3 H2 FWD panel van</b>				
3500 2.3CDTI 16v 100/125	30.7 (9.2)	39.2 (7.2)	35.3 (8.0)	209
3500 2.3CDTI 16v 150	28.2 (10.0)	37.2 (7.6)	34.0 (8.3)	223
3500 2.3CDTI 16v 125 Tecshift	33.6 (8.4)	37.2 (7.6)	35.8 (7.9)	206
<b>L3 H3 FWD panel van</b>				
3500 2.3CDTI 16v 100/125	30.7 (9.2)	39.2 (7.2)	35.3 (8.0)	209
3500 2.3CDTI 16v 150	28.2 (10.0)	37.2 (7.6)	34.0 (8.3)	223
3500 2.3CDTI 16v 125 Tecshift	33.6 (8.4)	37.2 (7.6)	35.8 (7.9)	206

## Fuel economy and emissions (continued)

	Fuel economy mpg (litres/100km)			CO <sub>2</sub> emissions (g/km)
	Urban driving	Extra-urban driving	Combined figure	
<b>L3 H2 RWD panel van</b>				
3500 2.3CDTI 16v 100/125	27.2 (10.4)	33.6 (8.4)	30.7 (9.2)	240
3500 2.3CDTI 16v 150	26.4 (10.7)	32.5 (8.7)	30.1 (9.4)	246
3500 HD 2.3CDTI 16v 125/150	31.0 (9.1)	32.5 (8.7)	31.7 (8.9)	232
3500 HD 2.3CDTI 16v 125 Tecshift	26.6 (10.6)	31.7 (8.9)	29.7 (9.5)	249
<b>L3 H3 RWD panel van</b>				
3500 2.3CDTI 16v 100/125	27.2 (10.4)	33.6 (8.4)	30.7 (9.2)	240
3500 2.3CDTI 16v 150	26.4 (10.7)	32.5 (8.7)	30.1 (9.4)	246
3500 HD 2.3CDTI 16v 125/150	31.0 (9.1)	32.5 (8.7)	31.7 (8.9)	232
3500 HD 2.3CDTI 16v 125 Tecshift	26.6 (10.6)	31.7 (8.9)	29.7 (9.5)	249
<b>L4 H2 RWD panel van</b>				
3500 HD 2.3CDTI 16v 125/150	31.0 (9.1)	32.5 (8.7)	31.7 (8.9)	232
3500 HD 2.3CDTI 16v 125 Tecshift	26.6 (10.6)	31.7 (8.9)	29.7 (9.5)	249
<b>L4 H3 RWD panel van</b>				
3500 HD 2.3CDTI 16v 125/150	31.0 (9.1)	32.5 (8.7)	31.7 (8.9)	232
3500 HD 2.3CDTI 16v 125 Tecshift	26.6 (10.6)	31.7 (8.9)	29.7 (9.5)	249
<b>L2 H2 FWD doublecab</b>				
3500 2.3CDTI 16v 125	30.7 (9.2)	39.2 (7.2)	35.3 (8.0)	209
3500 2.3CDTI 16v 150	28.2 (10.0)	37.2 (7.6)	34.0 (8.3)	223
<b>L3 H2 FWD doublecab</b>				
3500 2.3CDTI 16v 125	30.1 (9.4)	38.7 (7.3)	35.3 (8.0)	211
3500 2.3CDTI 16v 150	27.7 (10.2)	36.2 (7.8)	32.5 (8.7)	227
<b>L3 H2 RWD doublecab</b>				
3500 2.3CDTI 16v 125/150	26.2 (10.8)	32.5 (8.7)	29.7 (9.5)	248

## Glossary of terms

**Plated weight**

The maximum weight to which a vehicle or an axle may be loaded, determined either by the design of the components or by legislation. All commercial vehicles must carry a manufacturer's 'plate' showing the vehicle and axle gross 'plated weights'. It is an offence to drive a vehicle in a condition where any of these weights are exceeded.

**Kerbweight**

The weight of the complete vehicle in standard form, excluding payload and driver but including coolant, oil, 90% full fuel tank and spare wheel where appropriate. Kerbweights quoted in Vauxhall brochures are subject to manufacturing tolerances and to the fitment of optional equipment and accessories. Where load capacity is critical the actual kerbweight should be obtained by weighing the vehicle on a calibrated public weighbridge.

**Gross Vehicle Weight (GVW)**

The total permissible weight of a vehicle including payload and passengers, as shown on the manufacturer's plate.

**Gross Combination Weight (GCW)**

The maximum permissible weight of a vehicle, including payload and passengers, combined with the total weight of any trailer it is towing. The maximum GCW weight limit is quoted on the vehicle plate and must not be exceeded.

**Payload**

The total permissible weight that can be carried without exceeding the vehicle's plated weight. This can be obtained by deducting the kerbweight from the plated Gross Vehicle Weight (GVW). Please note: the payload figure does not allow for the weight of the driver or any passengers.

**Maximum towing weight**

The maximum weight of any trailer and its load which may be towed within the limit of the vehicle's plated Gross Combination Weight (GCW). It is based on the ability of the vehicle – at full GCW – to restart on a 12% gradient, which is approximately 1 in 8.3, at sea level. At altitudes above 1500 metres, the engine output may drop with a corresponding reduction in towing capability. It is the operator's responsibility to ensure that the trailer noseweight does not cause the rear axle plated weight of the towing vehicle to be exceeded.

*Always fit Vauxhall towing attachments and accessories available from your Vauxhall Commercial Vehicle retailer. They are designed specifically for Vauxhall models and carry a 12-month warranty.*

# Trust Vauxhall

## Protecting the environment

Vauxhall's commitment to the environment is demonstrated by our products' many environmental awards, won both through the use of more recycled materials and by becoming cleaner and more efficient. For information on Vauxhall's efforts to achieve an environmentally sustainable future, see [www.vauxhall.co.uk/recycling](http://www.vauxhall.co.uk/recycling)

## Fleet Customer Services

Our dedicated support services for fleet decision makers include factory demonstrators and information on whole life costs, company car and van taxation and finance. For further information please call **0870 010 0651**.

## Vauxhall Extended Warranty

For complete peace of mind Vauxhall offers an extended warranty that can be purchased on an annual basis following the expiry of the original new vehicle warranty. It covers most mechanical and electrical components. Terms and conditions apply. For further details please contact your local Vauxhall Commercial Vehicle retailer.



When you have finished with this brochure please recycle it

## Business Lease

Business Lease, from GMAC, offers the versatility of a purchase-based finance plan, while making the most efficient use of tax and cash-flow benefits for VAT-registered business users. It's available for all Vauxhall Commercial Vehicles up to 12 months old and offers highly flexible term lengths, variable deposits and a choice of payment profiles. Ask your retailer for full details.

## Business First

Available to business users only, Business First enables you to drive a new vehicle without a large, initial financial outlay. You pay to use the vehicle, not to own it. The vehicle is provided over a predetermined period, and when that period comes to an end the vehicle is returned. Ask your retailer for full details.

## Servicing and maintenance

The best way to maximise the performance and reliability of your Vauxhall is to have all routine servicing and maintenance carried out at a Vauxhall Commercial Vehicle retailer. Nationwide there are over 250 light commercial vehicle retailers and a further 195 heavy commercial vehicle retailers.

## In the event of an accident...

Vauxhall Accident Support helps keep you mobile following an accident. Benefits include scene-of-accident advice, message service, assistance with claims and vehicle recovery. For further details call **0800 010 304**.

## Premier Service Centres

Our Premier Service Centres feature a guaranteed same day repair service (provided the parts are in stock) and an appointment-free service for diagnosis and repairs taking less than 90 minutes. All repairs are carried out within 24 hours of the diagnosis.

## For more information...

For a brochure on any Vauxhall model (up to a maximum of three per caller) or location of your nearest retailer, call **0845 600 1500**.

Alternatively, details can be found on our website at: [www.vauxhall.co.uk/vans](http://www.vauxhall.co.uk/vans)

Proud Sponsor of Home Nations Football



Every effort has been made to ensure that the contents of this publication were accurate and up-to-date at the time of going to press (November 2012). Vauxhall vehicles are equipped with components manufactured by various General Motors operating units and outside suppliers. The Company reserves the right to alter specifications and withdraw products from sale without notice. Any such alterations will be notified to Vauxhall retailers at the earliest opportunity, please consult your local retailer for the latest information. The specifications detailed within this brochure are not necessarily applicable to alternative models such as Special Editions. Details of any such models will be contained in specific literature or found on the Vauxhall website. Please note that Vauxhall retailers are not the agents of General Motors UK Limited and are not authorised to bind the Company by any specific or implied undertaking or representation. It is advisable to ensure that your motor insurance policy provides adequate cover for additional fitted options and accessories. Please note accessories shown are for illustrative purposes only. As part of Vauxhall's policy of environmental care, this brochure is printed on paper manufactured using Elemental Chlorine Free pulps from specially farmed, sustainable timber resources. All rights reserved. No part of this publication may be reproduced in any form or by any means, without the prior written permission of General Motors UK Limited.

VM1210244

©2012 General Motors UK Limited

Published November 2012

General Motors UK Limited, Luton LU1 3YT

**COMMERCIAL VEHICLES**  
*The Wheels of Business*



**VAUXHALL**