

MOVANO Chassis Cabs and Core Conversions

2014 Models Edition 1



Proud Sponsor of Home Nations Football



Movano. Fit for purpose



With chassis cabs, crew cabs, platform cabs and purpose-built factory conversions available, Movano is big on choice. It's incredibly versatile, too, with front-wheel drive, rear-wheel drive and heavy-duty twin rear-wheel drive options – all backed by the in-built efficiency that's standard with every Vauxhall Commercial Vehicle. Better still, all Movano factory-built core conversions carry the full Vauxhall three-year/100,000 mile warranty on both the chassis and the conversion. So, whichever model you choose, you can be confident your Movano will always be 100% fit for purpose.

FleetVan
Awards
2013 Winner
Chassis Cab
of the Year



Models illustrated left to right: L4 H1 R3500 RWD HD box van with optional wind deflector, L4 H1 3500 RWD HD crew cab dropside and L2 H1 R3500 RWD HD tipper.

The benefits of forward thinking

The success of any vehicle conversion stems from the thought put in at the planning stage. All Movano chassis cabs and platform cabs have been engineered to provide a solid base for a host of conversions, with particular emphasis paid to the needs of specialist convertors.

- | | |
|-------------------------------------------------|---------------------------------|
| 08 Cabin versatility | 18 Tipper |
| 10 Cabin | 20 Dropside |
| 12 Crew cab | 22 Box van |
| 14 Drivetrains | 24 Recognised conversions |
| 16 Chassis cabs, crew cabs
and platform cabs | 26 Colours and trims |
| | 28 Technical data and equipment |

Some of the vehicles shown in this brochure include options and accessories available at extra cost. And not all of the features described are available on every model. So please check the equipment and technical data section for further details.





Models illustrated left to right: L2 H2 F3500 platform cab, L2 H1 F3500 chassis cab, L3 H1 R3500 crew cab. All shown fitted with full-size wheel trims, optional at extra cost. Platform cab also features Convenience Pack, optional at extra cost.



TAKEUCHI

TB016

Movano



Get on the right foot

No two jobs are the same and no two worksites present the same challenge. Movano chassis cabs and crew cabs cover all areas, with three load lengths and single rear wheels – or dual rear wheels when better traction and higher GVWs (up to 4500kg) are required. Our front-wheel drive chassis cabs and platform cabs are rated at 3500kg and provide a lower kerbweight to maximise payload capacity when that's the key issue.

L3 H1 R3500 HD chassis cab tipper illustrated features tow bar, optional at extra cost. Also available as part of the optional Construction Pack.



Model illustrate features Convenience Pack, Storage Pack, air conditioning and cruise control, optional at extra cost.

Versatility

Movano's cabin is equipped with plenty of large – and useful – storage facilities as standard. That means door pockets big enough to hold a 2-litre bottle. Twin overhead storage shelves. Coin and ticket holders. And extensive fascia storage.

But for some operators, we recognise that won't be enough! The Convenience and Storage Pack options help transform the cab into a state-of-the-art, full-on mobile office.



Facia storage

All Movano models feature a semi-covered tray on top of the dashboard.



Overhead storage

There's a handy shelf above both driver and passengers.



Large door pockets

A 2-litre water bottle or other bulky items can be accommodated. Lower door pockets are optional as part of the Storage Pack.



Underseat storage

Convenience Pack also includes a large enclosed storage space accessed via the folding seat cushions.

Features include:*

- > Twin overhead storage shelves
- > 11-litre passenger glovebox
- > Coin and ticket holders

Option Packs:*

Convenience Pack includes:

- > Retractable dashboard document clip
- > Multi-function office bench seat with folding seat back on centre passenger seat including swivelling work tray
- > Underseat storage

Storage Pack includes:

- > Facia-mounted lidded storage compartment
- > Lower front door pockets
- > 12-volt accessory socket

**Not all features and options are available on every model. Please see pages 42-46 for details.*

Cabin

Movano raises the bar on cabin design, creating a practical, well-equipped driver environment. With a height-adjustable steering wheel and a driver's seat that's adjustable for height, reach and rake, it's one workspace you won't mind spending time in. Outstanding ergonomics – allied to high levels of equipment (including an excellent audio package that now includes Bluetooth® connectivity and USB facility as standard), maximum ease of access and a superb driving position – come together to create the right travelling and working experience, whatever job you're undertaking.

And, whatever the nature of your business, Movano options allow you to create a workspace that is completely in tune with your individual and professional needs.



Optional digital tachograph**
Computes driving and rest time, enabling fleet management data to be analysed.



Satellite navigation
The optional TomTom based unit includes hand-held/facia-mounted remote control.



Bluetooth® connectivity
Virtually universal in compatibility and enables hands-free mobile phone communication.



Air-suspended driver's seat
An eight-way adjustable, air-suspended driver's seat for comfort in all conditions is optional at extra cost.

Features include:*

- › Six-way adjustable driver's seat
- › Driver's seat armrest
- › Dual front passengers' bench seat
- › CD 15 BT USB CD/MP3 CD player/ stereo radio with integrated display
- › Steering column-mounted audio and phone controls
- › Aux-in socket and USB facility
- › Bluetooth® connectivity
- › Electrically operated front windows

Additional options include:*

- › Air conditioning with pollen filter and chilled glovebox
- › 'Comfort' driver's seat
- › Single 'Comfort' front passenger's seat

*Not all features and options are available on every model. Please refer to the Movano Conversions Price Guide for further details.

** Vehicles fitted with a digital tachograph include an odometer display, in kilometres, replacing the standard odometer display on the instrument cluster.

Model illustrated features Convenience Pack, Storage Pack, air conditioning and cruise control, optional at extra cost.



Crew cab

When three seats are not enough, our Movano crew cab model really comes into its own. The rear bench seat, with additional, generous underseat storage space, accommodates up to four more crew members, each protected by head restraints and each safeguarded by inertia-reel lap and diagonal seatbelts.



Practical and safety-conscious

Whether you're travelling one-up or seven-up, crew cab pays serious attention to the needs of driver and crew. Fabrics are hard-wearing and easy to clean, comfort levels high and safety features impressive; in fact everything you'd expect of this award-winning model.



Underseat stowage

Storage is never an issue with our out-of-sight, out-of-mind underseat storage facility.

Choices available:

- › Three load lengths with rear-wheel drive (L2, L3, L4)
- › Two load lengths with front-wheel drive (L2, L3)
- › Two GVWs (3500 and 4500kg)



L3 H1 R3500 HD crew cab dropside illustrated features front fog lights, optional at extra cost. Also available as part of the optional Lighting Pack.



L2 H1 F3500 chassis cab dropside illustrated features front fog lights, optional at extra cost or available as part of the optional Lighting Pack. Also fitted with full-size wheel trims, optional at extra cost.

Drivetrains

At the heart of Movano lies a 2.3 litre 16-valve common rail diesel engine. It delivers seriously impressive performance, excellent fuel economy with low emissions. To start with, the Euro 5 compliant engine is available in two power outputs 125PS/310Nm and 146PS/350Nm. Both delivering high levels of low-end torque. Along with substantial durability improvements, servicing requirements have also been drastically reduced – up to 25,000 miles/two years.

Transmission-wise, a six-speed gearbox – with an electronic 'Shift' indicator – is standard for smooth and economical operation.



Six-speed manual gearbox
The manual gearbox features six speeds and an electronic 'shift' indicator.

Choice of engines:

- > 2.3CDTI 16v (125PS)
- > 2.3CDTI 16v (146PS)

Features include:*

- > Six-speed manual gearbox
- > Power-assisted steering

Options include:*

- > Locking rear differential (RWD models)
- > Engine-driven power take-off
- > Gearbox-driven power take-off (RWD models)
- > Cruise control
- > Increased engine idle speed

*Not all features and options are available on every model. Please refer to the Movano Conversions Price Guide for further details.

Flexibility

Chassis cab, crew cab and platform cab models extend Movano's flexibility still further providing the perfect base for one of three factory-built conversions – tipper, dropside or box van.

These 'core conversions' come with a full and comprehensive Vauxhall three-year/100,000 mile warranty – a warranty that extends to both the cab and the conversion.

Chassis cabs

Movano chassis cab models feature rugged box section chassis rails, featuring wide top sections with built-in mounting points. The bolted rear under-run bar provides additional in-built safety, as well as ample margins for additional bodywork while retaining outstanding payloads.

- Three load lengths (L2, L3, L4)
- Two GVWs (3500kg or 4500kg)
- Front-wheel drive, rear-wheel drive or heavy-duty twin rear-wheel drive



L2 H1 F3500 chassis cab illustrated.

Crew cabs

Crew cab models provide the same choice of body configurations and GVWs as our chassis cab variants but introduce an added dose of versatility by providing extra accommodation for four additional crew members.

- Three load lengths (L2, L3, L4)
- Two GVWs (3500kg or 4500kg)
- Front-wheel drive, rear-wheel drive or heavy-duty twin rear-wheel drive



L3 H1 R3500 crew cab illustrated.

Platform cabs

Platform cabs are ideal for those conversions requiring a low floor and walk-through access from the cab. The interface panel makes for easy integration of the cab with the conversion body, while an extended-length wiring loom is available to power the rear lights or extended conversions.

- Two load lengths (L2, L3)
- Two roof heights (H1, H2)
- One GVW (3500kg)
- Front-wheel drive



L2 H2 R3500 platform cab illustrated features full-size wheel trims and Convenience Pack, optional at extra cost.



L3 H1 R3500 HD crew cab tipper illustrated features front fog lights, optional at extra cost. Also available as part of the optional Lighting Pack.

Tipper

Particularly suited to the needs of the construction industry, the factory-built Movano tipper features a five-stage chrome-plated underfloor ram and 50° tip angle. The tipping mechanism itself employs a high performance, 2kW electro-hydraulic power pack; the tipping action can be easily operated by one person, using hand-held controls on a wander lead.

- Two load lengths (L2, L3)
- Two GVWs (3500kg or 4500kg)
- Front-wheel drive or heavy-duty, twin rear-wheel drive
- Chassis cab or crew cab models

Features include:*

- › Tipper platform width 2040mm, length up to 3205mm
- › Steel platform and front panel, hot-dip galvanised and dark grey polyester powder coated
- › Cab protection including ladder frame
- › Remote tipping control with cab-mounted, spiral wander lead
- › Side under-run bars
- › Top and bottom hinged tailboard
- › Double-skinned, anodised aluminium side- and tailboards
- › Gantry lugs for ladder restraint
- › 'Tipper in action' warning buzzer
- › Power pack isolation switch
- › Standard half-height toolbox (L3 tippers)
- › Rear light protection grilles (optional)



**Not all features and options are available on every model. Please refer to the Movano Conversions Price Guide for further details.*



L2 H1 F3500 chassis cab dropside illustrated features full-size wheel trims, optional at extra cost.



Dropside

The Vauxhall-manufactured dropside conversion builds on Movano's in-built flexibility with a host of practical additions. The totally flat load platform – with a load length of up to 4470mm, low loading height and zero wheelarch intrusion – features load restraint lashing eyes and an anti-slip resin finish.

- Three load lengths (L2, L3, L4)
- Two GVWs (3500kg or 4500kg)
- Front-wheel drive, rear-wheel drive and heavy-duty twin rear-wheel drive
- Chassis cab or crew cab models

Features include:*

- › Steel load platform with resin-coated wooden floor
- › Load platform width 2040mm
- › 400mm high, removable, double-skinned, anodised aluminium side- and tailboards
- › Recessed, retractable lashing eyes in deck perimeter
- › Side under-run bars
- › Cab protection including ladder frame
- › Removable rear ladder rack and toolbox (optional)

**Not all features and options are available on every model. Please refer to the Movano Conversions Price Guide for further details.*



Box van

With up to 22cu.m of cargo volume available, the factory-built Movano box van is capable of swallowing a huge load with ease. Inside, the strong yet lightweight body features a completely flat, slip-resistant load floor, accessible via twin 270° opening doors or an aluminium roller shutter (optional at extra cost).

- Two load lengths (L3, L4)
- Two GVWs (3500kg or 4500kg)
- Front-wheel drive, rear-wheel drive or heavy-duty, twin rear-wheel drive

Features include:*

- › Aluminium frame with smooth-finished polyester walls and doors
- › Translucent roof
- › Anti-slip floor
- › Three carpet-covered aluminium interior protection strips
- › Loadspace length up to 4580mm
- › Loadspace width 2150mm
- › Interior height 2200mm
- › Twin 270° opening doors
- › Luton head (optional)
- › Aluminium rear roller shutter (optional, illustrated right)
- › Wind deflector (optional)
- › Retractable rear step (optional)





L4 H1 R3500 HD box van features Luton head, optional at extra cost.

Recognised conversions

The Movano range also provides an excellent basis for a wide variety of specialist body conversions including our range of Vauxhall recognised conversions*. Log on to www.vauxhall.co.uk/movanoconversions for more detailed information.

Recognised conversions include:

- › Luton vans including low-floor versions
- › Dropside
- › Caged Tipper
- › Car Transporter
- › Refrigerated vans



Movano L2 H1 R3500HD chassis cab fitted with the VFS Caged Tipper. 500kg 'dump-over' tail lift with 765mm deep folding aluminium platform is optional at extra cost.



Vauxhall



**The comprehensive Vauxhall three-year/100,000 mile warranty applies to the chassis cab only and not the recognised conversion.*



Movano L4 H1R4500HD Chassis Cab featuring the Translite Car Transporter conversion.

Colours and trims

Movano's business-like appearance is exemplified by the smart choice of colours available. The cloth or vinyl trims have been chosen as much for their hard-wearing properties as they have for their visual appeal.

Arctic White – solid



Signal Blue – solid



Mandarin Orange – solid



North Sea Blue – solid



Poppy Red – solid



Saffron Yellow – solid



Ink Blue – solid



Halo Silver – two-coat metallic*



Ambient Blue – two-coat metallic*



Pearl Black – two-coat metallic*



Due to the limitations of the printing process the colours reproduced may vary from the actual colour. As a result they should be used as a guide only.

All Vauxhall Commercial Vehicle retailers have a comprehensive showroom colour display, with actual exterior paint samples available for inspection.

Please note: The colours illustrated apply to the vehicle cab only. Certain alternative colours are available for special order on Movano. Restrictions apply so please consult your Commercial Vehicle retailer for more details.



Grey Pulse cloth
Hard-wearing Grey Pulse cloth trim is fitted as standard across the range.



Grey vinyl**
Alternatively, grey vinyl trim can be specified at no extra cost for customers requiring a more workmanlike, wipe-clean option.

Exterior colours	Trim	
	Grey Pulse cloth	Grey vinyl**
Solid		
Arctic White	•	•
Signal Blue	•	•
Mandarin Orange	•	•
North Sea Blue	•	•
Poppy Red	•	•
Saffron Yellow	•	•
Ink Blue	•	•
Two-coat metallic (available at extra cost)*		
Halo Silver	•	•
Ambient Blue	•	•
Pearl Black	•	•

• = Available.

*Optional at extra cost.

**Grey vinyl seat trim is optional at no extra cost.

Engines

	2.3CDTI 16v (125PS)	2.3CDTI 16v (146PS)
Fuel type	Diesel	Diesel
Capacity	2298cc	2298cc
Maximum power	125PS (92kW) @ 3500rpm	146PS (107kW) @ 3500rpm
Maximum torque	310Nm (229lb.ft.) @ 1250-2500rpm	350Nm (258 lb.ft.) @ 1500-2750rpm
Configuration	4 cylinders, 4 valves per cylinder, double overhead camshafts	
Fuel/induction system	Fixed geometry turbocharger and intercooler. Common rail fuel injection	Variable geometry turbocharger and intercooler. Common rail fuel injection
Emission compliance	Euro 5	
Service interval	25,000 miles or two years (whichever occurs sooner)	

Vauxhall Assistance and warranties*

Every Movano comes with:

- A one-year unlimited mileage manufacturer's warranty
- Second and third year no-fee customer option warranty up to 100,000 miles from date of first registration
- Vauxhall Assistance for 12 months from date of first registration
- Six-year body panel anti-perforation warranty
- Three-year converters' warranty on Core Conversions

* = Warranty is only available on vehicles sourced from General Motors UK Limited. Terms and conditions apply – please see your Vauxhall Commercial retailer for details. **Please note:** Further specification details for the Movano range appear in the Movano brochure. Option availability details may be found within the Commercial Vehicle Price Guide both available from your Vauxhall retailer or online at www.vauxhall.co.uk

Transmissions

FWD feature: Transverse engine/gearbox

RWD feature: Longitudinal engine/gearbox

- Front-wheel drive available on all models
- Rear-wheel drive available on all models excluding platform cabs
- Six-speed manual gearbox

Steering

- Power-assisted rack and pinion system
- Turns lock-to-lock: 3.7
- Turning circles (kerb-to-kerb/wall-to-wall):

	Kerb-to-kerb	Wall-to-wall
L2 FWD	13.6m (44.6ft.)	14.1m (46.2ft.)
L3 FWD	15.7m (51.5ft.)	16.2m (53.1ft.)
L3 RWD	13.6m (44.6ft.)	14.1m (46.2ft.)
L4 RWD	15.7m (51.5ft.)	16.2m (53.1ft.)

Suspension

Front (FWD/RWD): MacPherson type with independent double wishbones, coil springs and telescopic dampers

Rear (FWD): Tubular axle with variable-rate single leaf springs and telescopic dampers.

Rear (RWD): Tubular axle with variable-rate double leaf springs (triple leaf on 3500 HD/4500 HD models) and telescopic dampers.

Fuel tank capacity

- 80 litres (17.6 gallons)
- 105 litres (23.1 gallons) optional

Brakes

- Four-channel Anti-lock Braking System (ABS) with electronic brakeforce distribution
- Emergency brake assist
- Vacuum servo-assisted system
- Low brake fluid level warning light
- Floor-mounted parking brake lever

Front ventilated disc brakes:

FWD/RWD 302mm x 28mm.

Rear disc brakes:

FWD/RWD 305mm x 12mm.

RWD HD 305mm x 18mm.

Electrics

Maintenance-free battery: 95Ah.

Alternator: 185A.

Movano body

- Six-year body panel anti-perforation warranty
- Anti stone-chip mastic coating on sills
- Flush-fitted windscreen
- Detachable front towing eye
- Rear towing eye

Wheels and tyres

- 3500 FWD models – 6.5J x 16-inch steel wheels with 225/65 R 16 tyres
- 3500 RWD models (excluding HD models) – 7J x 16-inch steel wheels with 235/65 R 16 tyres
- 3500/4500 RWD HD models – 5.5J x 16-inch steel wheels with 195/75 R 16 tyres
- Full-size spare wheel
- No-cost option, tyre inflation kit in lieu of spare wheel (excluding RWD models)

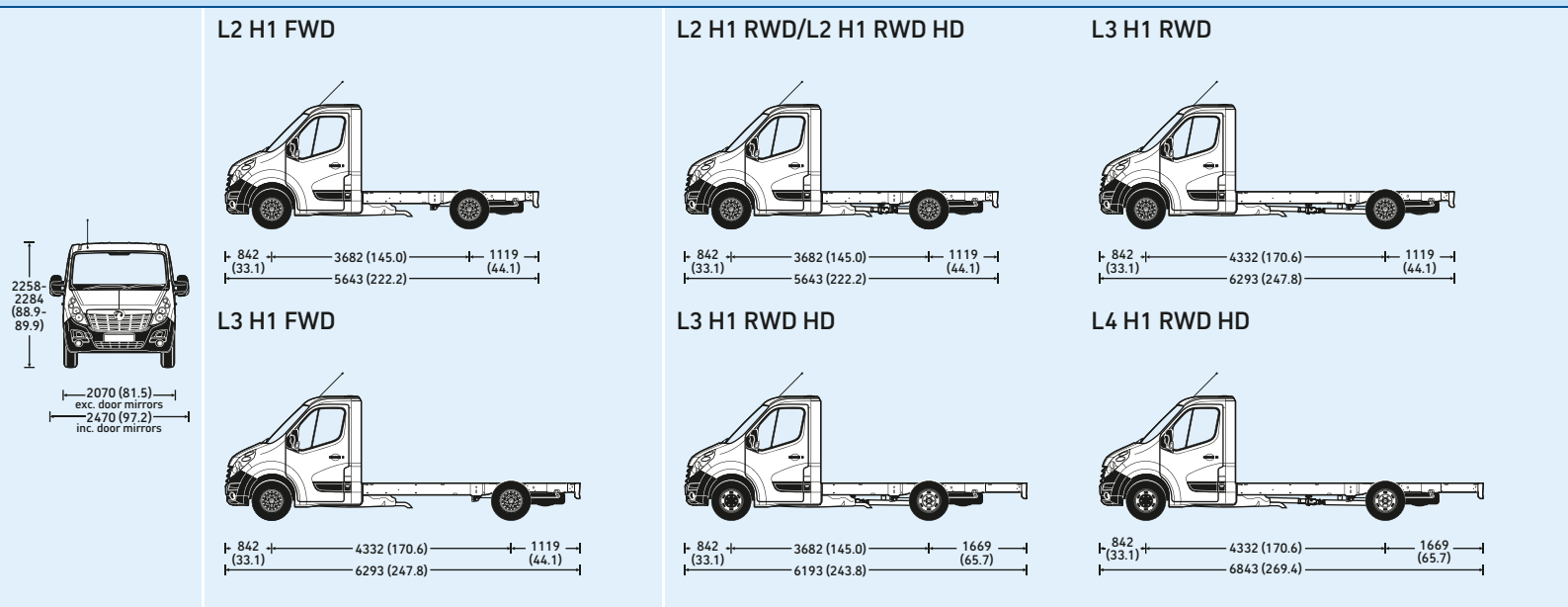
Chassis cab/crew cab/platform cab standard features

- Driver's airbag
- Height-adjustable padded head restraints
- Inertia-reel lap and diagonal seatbelts
- Height-adjustable outer front seatbelts
- Remote control selective door locking (cab only)
- Electronic engine deadlock immobiliser
- Tachograph (R4500 HD models)**
- CANbus interface (R4500 HD models)
- 56mph (90km/h) speed limiter (R4500 HD models)
- Height-adjustable steering wheel
- Two 12-volt electrical accessory sockets
- Driver's seat with armrest, adjustable by height, reach and rake
- Dual front passengers' bench seat with dump latch facility and underseat storage facility
- Electrically operated front windows
- Electrically adjustable/heated door mirrors (wide-angle on driver's side)

** = Must be specified at time of ordering as it cannot be fitted retrospectively. Vehicles fitted with tachograph include odometer display, in kilometres, replacing standard odometer display on instrument cluster. Option price for digital tachographs do not include calibration which must be carried out at an approved tachograph centre within 14 days of the vehicle's registration.

Please note: The legislation regarding the use of tachographs is complex and operators should seek independent advice or speak to the Commercial Vehicle specialist at your Vauxhall retailer to ensure compliance. Alternatively your local DVLA office will also be able to provide clarification of the relevant legislation.

Chassis cab exterior dimensions mm (inches)

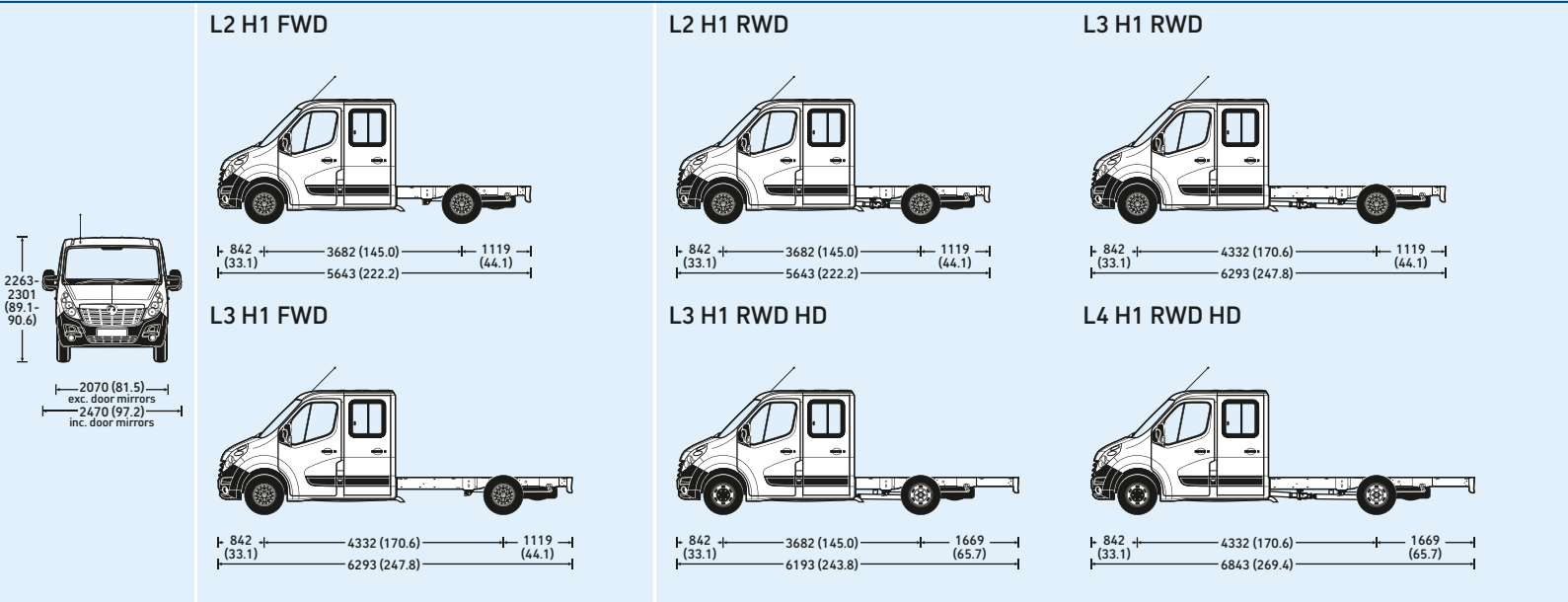


Weights and towing data†

Chassis cabs	Transmission	UK plated weights and kerbweights kg						Payload kg	Plated Gross Combination Weights (GCW) kg
		Front axle		Rear axle		Total			
		Plated	Kerb	Plated	Kerb	GVW	Kerb		
L2 H1 FWD 3500 2.3CDTI 16v	manual	1850	1208	2100	478	3500	1686	1814	6000
L3 H1 FWD 3500 2.3CDTI 16v	manual	1850	1243	2100	464	3500	1707	1793	6000
L2 H1 RWD 3500 2.3CDTI 16v	manual	1850	1187	2300	648	3500	1835	1665	6000
L2 H1 RWD HD 3500 2.3CDTI 16v	manual	1850	1209	2300	766	3500	1975	1525	7000
L2 H1 RWD HD 4500 2.3CDTI 16v	manual	1850	1209	3200	766	4500	1975	2525	7500
L3 H1 RWD 3500 2.3CDTI 16v	manual	1850	1218	2300	642	3500	1860	1640	6000
L3 H1 RWD HD 3500 2.3CDTI 16v	manual	1850	1209	2300	766	3500	1975	1525	7000
L3 H1 RWD HD 4500 2.3CDTI 16v	manual	1850	1209	3200	766	4500	1975	2525	7500
L4 H1 RWD HD 3500 2.3CDTI 16v	manual	1850	1261	2300	744	3500	2005	1495	7000
L4 H1 RWD HD 4500 2.3CDTI 16v	manual	1850	1261	3200	744	4500	2005	2495	7500

† - Please see page 34 for further details, regarding weights. **Please note:** All conversions must follow 'Vauxhall Converter Requirements' including recommended dimensional data, detailed within chapter 7, Part 1 (of 6), available at: www.vauxhall.co.uk/conversiondata
 - For further information please contact conversions@vauxhall.co.uk. The weight of any fitted conversion body will have to be deducted from these figures to establish actual payload and is subject to correct weight distribution. Variations from the recommended dimensions or weights may affect the vehicle's overall centre of gravity and stability. From 29 April 2013 conversion of N1 vehicles are affected by changes to type approval - for further information refer to the VCA website (N2 vehicles are affected from 29 October 2014).

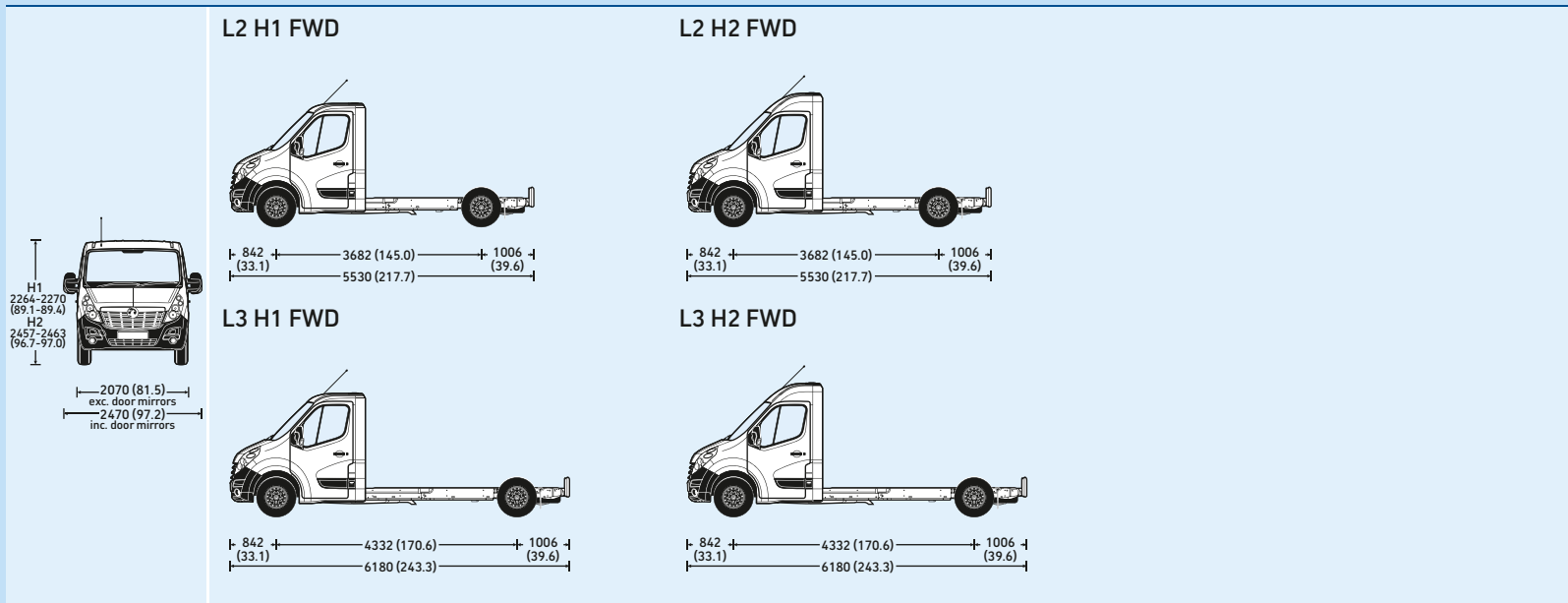
Crew cab exterior dimensions mm (inches)



Weights and towing data†

Crew cabs	Trans- mission	UK plated weights and kerbweights kg				GVW	Total Kerb	Payload kg	Plated Gross Combination Weights (GCW) kg
		Front axle		Rear axle					
		Plated	Kerb	Plated	Kerb				
L2 H1 FWD 3500 2.3CDTI 16v	manual	1850	1285	2100	602	3500	1887	1613	6000
L3 H1 FWD 3500 2.3CDTI 16v	manual	1850	1372	2100	543	3500	1915	1585	6000
L2 H1 RWD 3500 2.3CDTI 16v	manual	1850	1264	2300	773	3500	2037	1463	6000
L3 H1 RWD 3500 2.3CDTI 16v	manual	1850	1347	2300	721	3500	2068	1432	6000
L3 H1 RWD HD 3500 2.3CDTI 16v	manual	1850	1289	2300	865	3500	2154	1346	7000
L3 H1 RWD HD 4500 2.3CDTI 16v	manual	1850	1289	3200	865	4500	2154	2346	7500
L4 H1 RWD HD 3500 2.3CDTI 16v	manual	1850	1377	2300	846	3500	2223	1277	7000
L4 H1 RWD HD 4500 2.3CDTI 16v	manual	1850	1377	3200	846	4500	2223	2277	7500

Platform cab exterior dimensions mm (inches)



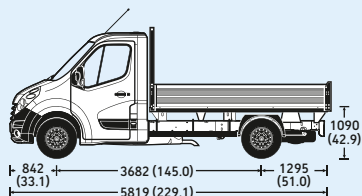
Weights and towing data†

Platform cabs	Trans- mission	UK plated weights and kerbweights kg						Plated Gross Combination Weights (GCW) kg	
		Front axle		Rear axle		Total	Payload kg		
		Plated	Kerb	Plated	Kerb	GVW		Kerb	
L2 H1 FWD 3500 2.3CDTI 16v	manual	1850	1169	2100	409	3500	1578	1922	6000
L2 H2 FWD 3500 2.3CDTI 16v	manual	1850	1180	2100	413	3500	1593	1907	6000
L3 H1 FWD 3500 2.3CDTI 16v	manual	1850	1192	2100	407	3500	1599	1901	6000
L3 H2 FWD 3500 2.3CDTI 16v	manual	1850	1203	2100	410	3500	1613	1887	6000

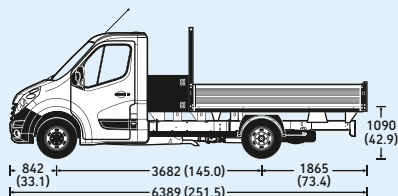
† = Please see page 34 for further details, regarding weights. **Please note:** All conversions must follow 'Vauxhall Converter Requirements' including recommended dimensional data, detailed within chapter 7, Part 1 (of 6), available at: www.vauxhall.co.uk/conversiondata
 - For further information please contact conversions@vauxhall.co.uk. The weight of any fitted conversion body will have to be deducted from these figures to establish actual payload and is subject to correct weight distribution. Variations from the recommended dimensions or weights may affect the vehicle's overall centre of gravity and stability. From 29 April 2013 conversion of N1 vehicles are affected by changes to type approval - for further information refer to the VCA website (N2 vehicles are affected from 29 October 2014).

Tipper exterior dimensions mm (inches). All heights shown unladen.

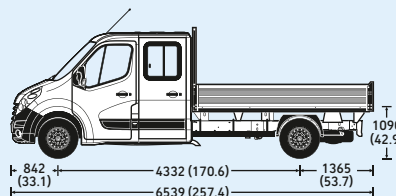
Chassis cab tipper
L2 H1 FWD/RWD HD



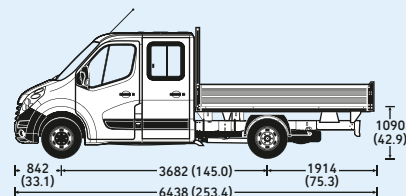
Chassis cab tipper
L3 H1 RWD HD



Crew cab tipper
L3 H1 FWD



Crew cab tipper
L3 H1 RWD HD



	Chassis cab tipper		Crew cab tipper	
	L2 H1 F3500	L2 H1 R3500 HD/R4500 HD	L3 H1 R3500 HD/R4500 HD	L3 H1 R3500 HD/R4500 HD
Maximum payloads†				
FWD payload (kg)	1122	-	-	893
RWD payload (kg)	-	860/1860	802/1727	-
Load area dimensions				
Maximum length mm (in.)	3205 (126.2)	3205 (126.2)	3105 (122.2)	3205 (126.2)
Maximum width mm (in.)	2040 (80.3)	2040 (80.3)	2040 (80.3)	2040 (80.3)
Load area sq.m (sq.ft.)	6.5 (69.4)	6.5 (69.4)	6.3 (68.2)	6.5 (69.4)

† = Please see page 34 for further details, regarding weights.

Tipper conversion features

- Five-stage chrome plated under floor ram
- Sliding and internal self-lubricating components made of reinforced nylon and Teflon
- Anti-vibration Teflon plates on a secondary frame
- Audible warning during operation
- Fused power supply with isolator switch
- Electro/hydraulic power pack
- Steel platform, powder coated in dark grey
- Integrated cabin protection, ladder rack and side under-run protection
- 400mm anodised aluminium removable side and rear alloy panels with recessed hinges
- Top and bottom hinged rear panel
- Recessed side and tailboard operating levers
- Removable rear posts
- Eight integrated load lashing points conforming to DIN 75410 standards
- Galvanised fixing bolts
- Automatically releasing rear panel during the rear tipping phase
- Rear mudguards
- Side lights where required
- Frame and cross-members in edged galvanised sheet
- Remote control on wander-lead located behind driver's seat

- Additional half-height tool box on L3 chassis cab tipper models (2100 x 650 x 750mm)
- Rear light protection grilles (optional)

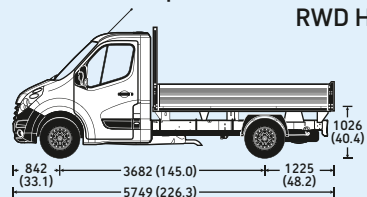
Dropside conversion features

- Plywood load floor with non-slip resin surface coating
- Integrated cabin protection, ladder rack and side under-run protection
- 400mm anodised aluminium removable side and rear alloy panels with recessed hinges
- Removable rear posts
- Integrated load lashing rings conforming to DIN 75410 standards
- Rear mudguards
- Galvanised fixing bolts
- Side lights where required
- Frame and cross-members in edged galvanised sheet

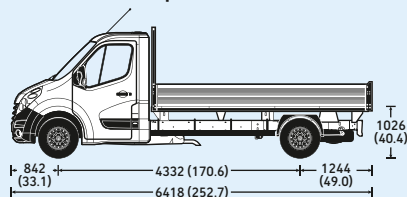
Please note: Movano option availability details may be found within the Commercial Vehicle Price Guide available from your Vauxhall retailer or online at www.vauxhall.co.uk

Dropside exterior dimensions mm (inches). All heights shown unladen.

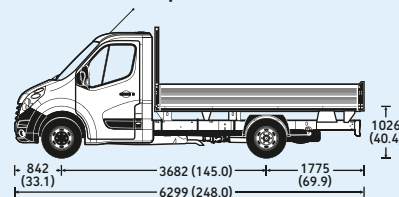
Chassis cab dropside L2 H1 FWD/RWD/
RWD HD



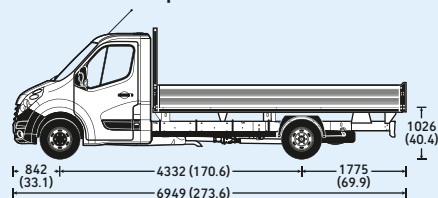
Chassis cab dropside L3 H1 FWD



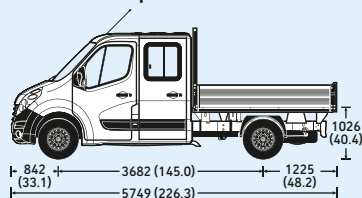
Chassis cab dropside L3 H1 RWD HD



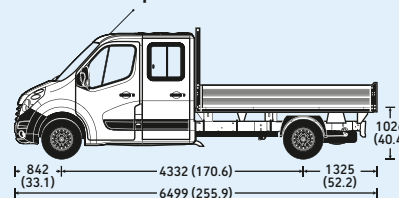
Chassis cab dropside L4 H1 RWD HD



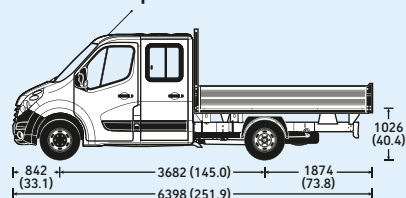
Crew cab dropside L2 H1 FWD/RWD



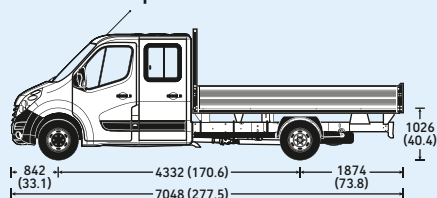
Crew cab dropside L3 H1 FWD



Crew cab dropside L3 H1 RWD HD



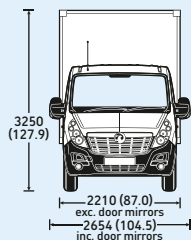
Crew cab dropside L4 H1 RWD HD



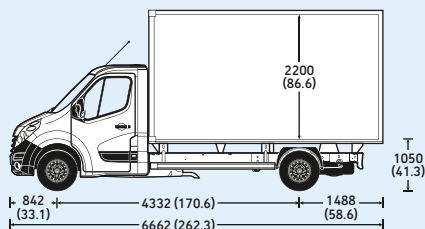
	Chassis cab dropside				Crew cab dropside			
	L2 H1 F3500/R3500/ R3500HD/R4500HD	L3 H1 F3500	L3 H1 R3500 HD/ R4500 HD	L4 H1 R3500 HD/ R4500 HD	L2 H1 F3500/ R3500	L3 H1 F3500	L3 H1 R3500 HD/ R4500 HD	L4 H1 R3500 HD/ R4500 HD
Maximum payloads*								
FWD payload (kg)	1462	1390	-	-	1308	1234	-	-
RWD payload (kg)	1313/1137/2132	-	1137/2132	1051/2046	1159	-	991/1836	889/1884
Load area dimensions								
Maximum length mm (in.)	3170 (124.8)	3900 (153.5)	3700 (145.7)	4470 (176.0)	2501 (98.5)	3170 (124.8)	3070 (120.9)	3702 (145.7)
Maximum width mm (in.)	2040 (80.3)	2040 (80.3)	2040 (80.3)	2040 (80.3)	2040 (80.3)	2040 (80.3)	2040 (80.3)	2040 (80.3)
Load area sq.m (sq.ft.)	6.5 (70.0)	7.8 (83.9)	7.6 (81.8)	8.9 (95.8)	4.9 (52.7)	6.5 (70.0)	6.3 (67.8)	7.6 (81.8)

* = Please see page 34 for further details, regarding weights.

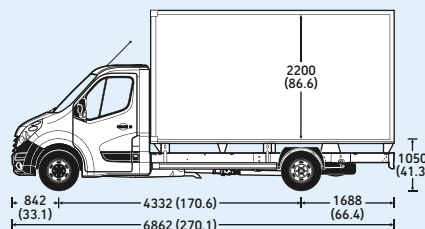
Box van exterior dimensions mm (inches). All heights shown unladen.



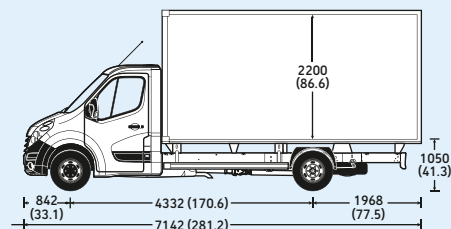
Box van L3 H1 FWD/RWD (20cu.m)



Box van L4 H1 RWD HD (20cu.m)



Box van L4 H1 RWD HD (22cu.m)



	L3 H1 20cu.m F3500/R3500	Box van L4 H1 20cu.m R3500 HD/R4500 HD	L4 H1 22cu.m R3500 HD
Maximum payloads[†]			
FWD payload (kg)	1212	-	-
RWD payload (kg)	1059	893/1893	868
Load area dimensions			
Maximum internal length mm (in.)	4100 (161.4)	4300 (169.3)	4580 (180.3)
Maximum internal width mm (in.)	2150 (84.6)	2150 (84.6)	2150 (84.6)
Maximum internal height mm (in.)	2200 (86.6)	2200 (86.6)	2200 (86.6)
Load volume cu.m (cu.ft.)	19.4 (685.1)	20.3 (716.9)	21.7 (766.3)

Box van conversion features

- Polyester lightweight box with smooth external appearance
- Aluminium frame
- Side under-run protection
- 18mm plywood covered anti-slip floor
- Twin rear 270° opening aluminium doors
- Folding rear step fitted to offside

Conversion options – available at extra cost

- Wind deflector
- Luton head
- Rear roller shutter door
- Retractable rear step

Please note: Movano option availability details may be found within the Commercial Vehicle Price Guide available from your Vauxhall retailer or online at www.vauxhall.co.uk

[†] = **Kerbweights:** Minimum vehicle kerbweight according to Type Approval, including all fluids, tools and a 90% fuel load. Excludes the weight of the driver and deletable options, e.g. spare wheel. Final weight may vary according to the specification of the vehicle, e.g. options and accessories. **Payload:** Figures do not allow for the weight of the driver, passengers or any fitted conversion which should therefore be deducted from the figures shown and are subject to correct weight distribution. **Gross plated weights** (including axle weights) quoted on the vehicle plate must never be exceeded. **Towing weights:** Unbraked trailer: all models = 750kg. Braked trailer: 2500kg (HD models 3500kg).

Glossary of terms

Plated weight

The maximum weight to which a vehicle or an axle may be loaded, determined either by the design of the components or by legislation. All commercial vehicles must carry a manufacturer's 'plate' showing the vehicle and axle gross 'plated weights'. It is an offence to drive a vehicle in a condition where any of these weights are exceeded.

Kerbweight

The weight of the complete vehicle in standard form, excluding payload and driver but including coolant, oil, 90% full fuel tank and spare wheel where appropriate. Kerbweights quoted in Vauxhall brochures are subject to manufacturing tolerances and to the fitment of optional equipment and accessories. Where load capacity is critical the actual kerbweight should be obtained by weighing the vehicle on a calibrated public weighbridge.

Gross Vehicle Weight (GVW)

The total permissible weight of a vehicle including payload and passengers, as shown on the manufacturer's plate.

Gross Combination Weight (GCW)

The maximum permissible weight of a vehicle, including payload and passengers, combined with the total weight of any trailer it is towing. The maximum GCW weight limit is quoted on the vehicle plate and must not be exceeded.

Payload

The total permissible weight that can be carried without exceeding the vehicle's plated weight. This can be obtained by deducting the kerbweight from the plated Gross Vehicle Weight (GVW). Please note: the payload figure does not allow for the weight of the driver or any passengers.

Maximum towing weight

The maximum weight of any trailer and its load which may be towed within the limit of the vehicle's plated Gross Combination Weight (GCW). It is based on the ability of the vehicle – at full GCW – to restart on a 12% gradient, which is approximately 1 in 8.3, at sea level. At altitudes above 1500 metres, the engine output may drop with a corresponding reduction in towing capability. It is the operator's responsibility to ensure that the trailer noseweight does not cause the rear axle plated weight of the towing vehicle to be exceeded.

Always fit Vauxhall towing attachments and accessories available from your Vauxhall Commercial Vehicle retailer.

They are designed specifically for Vauxhall models and carry a 12-month warranty.

Please note:




All conversions must follow 'Vauxhall Converter Requirements' including recommended dimensional data, detailed within chapter 1 (of 6), available at:

www.vauxhall.co.uk/conversiondata

For further information please contact conversions@vauxhall.co.uk

The weight of any fitted conversion body will have to be deducted from these figures to establish actual payload and is subject to correct weight distribution. Variations from the recommended dimensions or weights may affect the vehicle's overall centre of gravity and stability. From 29 April 2013 conversion of N1 vehicles are affected by changes to type approval – for further information refer to the VCA website (N2 vehicles are affected from 29 October 2014).

Tyre rating

Tyre size	Fuel efficiency group	Wet grip performance	External noise	
			Measured (dB)	Group
195/75 R 16	B-F	B-E	72-73	
225/65 R 16	B-E	B-C	72-73	
235/65 R 16	C-E	B-C	72-73	

Tyre rating according to EU Regulation 1222/2009

Trust Vauxhall

Protecting the environment

Vauxhall's commitment to the environment is demonstrated by our products' many environmental awards, won both through the use of more recycled materials and by becoming cleaner and more efficient. For information on Vauxhall's efforts to achieve an environmentally sustainable future, see www.vauxhall.co.uk/recycling

Fleet Customer Services

Our dedicated support services for fleet decision makers include factory demonstrators and information on whole life costs, company car and van taxation and finance. For further information please call **0870 010 0651**.

Vauxhall Extended Warranty

For complete peace of mind Vauxhall offers an extended warranty that can be purchased on an annual basis following the expiry of the original new vehicle warranty. It covers most mechanical and electrical components. Terms and conditions apply. For further details please contact your local Vauxhall Commercial Vehicle retailer.



When you have finished with this brochure please recycle it

Business Lease

Business Lease, from GMAC, offers the versatility of a purchase-based finance plan, while making the most efficient use of tax and cash-flow benefits for VAT-registered business users. It's available for all Vauxhall Commercial Vehicles up to 12 months old and offers highly flexible term lengths, variable deposits and a choice of payment profiles. Ask your retailer for full details.

Business First

Available to business users only, Business First enables you to drive a new vehicle without a large, initial financial outlay. You pay to use the vehicle, not to own it. The vehicle is provided over a predetermined period, and when that period comes to an end the vehicle is returned. Ask your retailer for full details.

Servicing and maintenance

The best way to maximise the performance and reliability of your Vauxhall is to have all routine servicing and maintenance carried out at a Vauxhall Commercial Vehicle retailer. Nationwide there are over 250 light commercial vehicle retailers and a further 195 heavy commercial vehicle retailers.

In the event of an accident...

Vauxhall Accident Support helps keep you mobile following an accident. Benefits include scene-of-accident advice, message service, assistance with claims and vehicle recovery. For further details call **0800 010 304**.

Premier Service Centres

Our Premier Service Centres feature a guaranteed same day repair service (provided the parts are in stock) and an appointment-free service for diagnosis and repairs taking less than 90 minutes. All repairs are carried out within 24 hours of the diagnosis.

For more information...

For a brochure on any Vauxhall model (up to a maximum of three per caller) or location of your nearest retailer, call **0845 600 1500**.

Alternatively, details can be found on our website at: www.vauxhall.co.uk/vans

Proud Sponsor of Home Nations Football



Every effort has been made to ensure that the contents of this publication were accurate and up-to-date at the time of going to press (December 2013). Vauxhall vehicles are equipped with components manufactured by various General Motors operating units and outside suppliers. The Company reserves the right to alter specifications and withdraw products from sale without notice. Any such alterations will be notified to Vauxhall retailers at the earliest opportunity; please consult your local retailer for the latest information. The specifications detailed within this brochure are not necessarily applicable to alternative models such as Special Editions. Details of any such models will be contained in specific literature or found on the Vauxhall website. Please note that Vauxhall retailers are not the agents of General Motors UK Limited and are not authorised to bind the Company by any specific or implied undertaking or representation. It is advisable to ensure that your motor insurance policy provides adequate cover for additional fitted options and accessories. Please note accessories shown are for illustrative purposes only. As part of Vauxhall's policy of environmental care, this brochure is printed on paper manufactured using Elemental Chlorine Free pulps from specially farmed, sustainable timber resources. All rights reserved. No part of this publication may be reproduced in any form or by any means, without the prior written permission of General Motors UK Limited.

VM1310609

©2013 General Motors UK Limited

Published December 2013

General Motors UK Limited, Luton LU1 3YT

COMMERCIAL VEHICLES
The Wheels of Business



VAUXHALL