

**DISTINGUISHED**



**4/SEVENTY TWO**







**FOR  
MAGNIFICENT  
MOTORING**

The Riley 4/Seventy Two is a distinguished car which has traditional Riley luxury, comfort and strength. It has gear power that habitual owners expect from a Riley. Its interior is comprehensive and luxurious, its bodywork is elegant and long wheelbase within medium overall dimensions. It offers exceptional interior room, exterior grace and a wide range of equipment available to the owner of this car. A 4-speed transmission which may be specified in addition to the 4-speed change at very reasonable extra cost. A worthwhile heir to an illustrious name. However ever this is a Riley for magnificent motoring.


ed motor car with irrepressible spirit. It  
ability, and all the surging intermediate-  
om the marque. Its standard equipment  
styling clean and dignified. Wide track  
overall dimensions combine to provide  
e and high-speed safety. The optional  
most individual car includes automatic  
in place of the normal floor-mounted  
a cost. In every way this is a brilliantly  
More than  
bring.

## **RILEY 4/SEVENTY TWO**





1622-c.c. twin-carburettor engine with a compression ratio of 8.3 : 1, solid-skirt aluminium-alloy pistons, and a counterbalanced crankshaft.



Highly refined and flexible fluid drive automatic transmission available as an optional extra in place of the standard remote-control four-speed change.





**SPIRITED PERFORMANCE, EFFORTLESS RESTRAINT, RILEY DISTINCTION**

The Riley 4/Seventy Two is the inheritor of a special tradition. Like the Kestrels of the nineteen-thirties, it provides a civilized and amenable mode of transport with sporting freshness and performance. Its full-blooded 1622-c.c. engine is fed through twin carburettors and produces handsome power over the widest possible range of engine revolutions. An exceptional gearbox with a high third ratio, or the alternative highly refined automatic transmission, takes full advantage of this power for safe and vivid overtaking, effortless fast cruising, and smooth town work. A commanding driving position, proper white-on-black instrumentation, Riley cam-and-peg steering, powerful brakes, front and rear anti-roll bars, built-in seat belt anchorages, and nylon cord tyres allow all the 4/Seventy Two's performance to be used in unruffled comfort. Beneath this Riley's luxury is sinewy sports-car engineering.



From the unmistakable Riley radiator grille to the substantial rear bumper the 4/Seventy Two is meticulously finished and styled. Both single colours and carefully chosen duotone schemes are available and each Riley body is dipped in special priming paint to preserve the excellence of its finish. For pleasure and safety an immense area of toughened glass with laminated wind-shield provides unobstructed all-round vision. Triangular swivelling panels in both front and rear doors complement the fresh-air heating system to maintain efficient ventilation at all times. Fine details such as standard equipment rim-bellishers highlight the restrained body styling. A luggage boot with an unencumbered 19 cu. ft. (.538 m.<sup>3</sup>) capacity makes this a grand touring car in the real sense. The spare wheel rides out of the way in its own locked and weatherproof compartment beneath the boot floor. The Riley 4/Seventy Two is as businesslike as it is elegant.




**4/SEVENTY TWO**







# SAFE, R



Rich wood fascia with functional and complete instrumentation, including engine revolution counter, fuel and oil pressure gauges, thermometer, ammeter, and electric clock.



ELAXED, AND CIVILIZED MOTORING IN THE MAGNIFICENT RILEY TRA

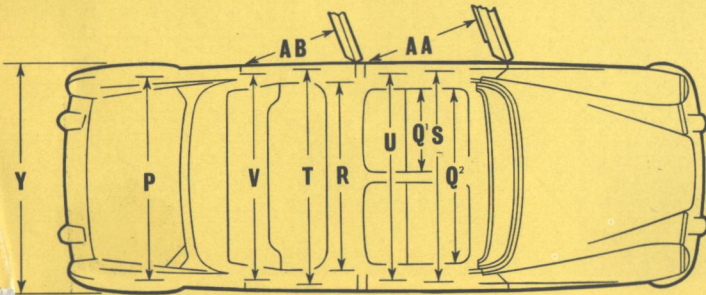
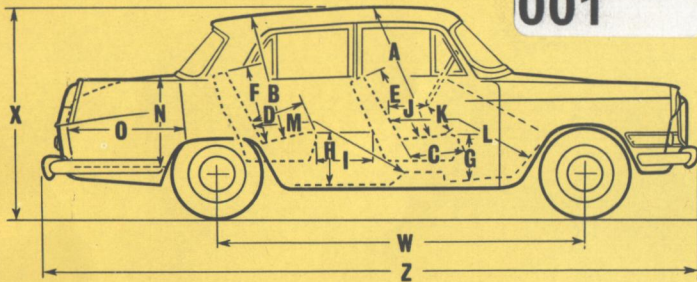


# ADDITION

The interior is appointed impeccably for five adults. Fine wood graces the fascia and door fillets. Soft leather sheathes deep foam seating. The floor is thickly carpeted. Fresh-air heating and demisting create the climate for pleasure and safety whatever the outside world is like. Child-proof safety catches are fitted to all doors. Instrumentation is complete, down to the electric clock, engine temperature gauge and revolution counter. There are ashtrays for everyone. The front seats are individual and provide proper support for long-distance motoring over any terrain at any speed. The rear seat has a broad folding arm-rest for use when only two passengers are riding in this compartment, and further arm-rests are built into both rear doors. Abundant places have been provided to carry things which are wanted on voyage, including a full-width parcel shelf under the fascia, a lockable glovebox, and a deep shelf behind the rear seats. As far or as fast as you travel by Riley, you will never leave behind your

# DIMENSIONS

001



		English	Metric
Front seat head room .. .. .	A	3 ft. 1½ in.	95 cm.
Rear seat head room .. .. .	B	2 ft. 11 in.	89 cm.
Front seat cushion depth .. .. .	C	1 ft. 6 in.	46 cm.
Rear seat cushion depth .. .. .	D	1 ft. 6 in.	46 cm.
Front seat squab height above cushion .. .. .	E	1 ft. 8½ in.	52 cm.
Rear seat squab height above cushion .. .. .	F	1 ft. 11 in.	58 cm.
Front seat cushion height above floor .. .. .	G	1 ft. 2 in.	36 cm.
Rear seat cushion height above floor .. .. .	H	1 ft. 2½ in.	37 cm.
Distance between seats—max. .. .. .	I	1 ft. 3 in.	38 cm.
Distance between seats—min. .. .. .	I	10 in.	25 cm.
Steering-wheel to squab—max. .. .. .	J	1 ft. 5 in.	43 cm.
Steering-wheel to squab—min. .. .. .	J	1 ft. 0 in.	30 cm.
Steering-wheel to cushion .. .. .	K	6 in.	15 cm.
Front seat leg reach—max. .. .. .	L	3 ft. 11½ in.	1·21 m.
Front seat leg reach—min. .. .. .	L	3 ft. 5½ in.	1·05 m.
Rear seat leg reach—max. .. .. .	M	4 ft. 0 in.	1·22 m.
Rear seat leg reach—min. .. .. .	M	3 ft. 9 in.	1·14 m.
Luggage boot height .. .. .	N	1 ft. 10½ in.	57 cm.
Luggage boot depth .. .. .	O	2 ft. 7 in.	79 cm.
Luggage boot width .. .. .	P	4 ft. 9½ in.	1·45 m.
Front seat cushion width—individual .. .. .	Q1	1 ft. 9½ in.	55 cm.
Front seat cushion—overall width .. .. .	Q2	4 ft. 1 in.	1·24 m.
Rear seat cushion—overall width .. .. .	R	4 ft. 7½ in.	1·41 m.
Width between front doors—max. .. .. .	S	4 ft. 7 in.	1·40 m.
Width across rear seat—max. .. .. .	T	4 ft. 7½ in.	1·41 m.
Shoulder width over front seat .. .. .	U	4 ft. 2 in.	1·27 m.
Shoulder width over rear seat .. .. .	V	4 ft. 2 in.	1·27 m.
Wheelbase .. .. .	W	8 ft. 4½ in.	2·55 m.
Overall height .. .. .	X	4 ft. 11 in.	1·51 m.
Overall width .. .. .	Y	5 ft. 3½ in.	1·61 m.
Overall length .. .. .	Z	14 ft. 10½ in.	4·52 m.
Front door entry width .. .. .	AA	2 ft. 9 in.	84 cm.
Rear door entry width .. .. .	AB	2 ft. 2 in.	66 cm.
Track at front .. .. .		4 ft. 2½ in.	1·29 m.
Track at rear .. .. .		4 ft. 3½ in.	1·31 m.
Turning circle .. .. .		37 ft. 0 in.	11·28 m.
Ground clearance .. .. .		6½ in.	16·5 cm.
Kerbside Weight .. .. .		22½ cwt.	1140 kg.

# SPECIFICATION

**ENGINE:** Four cylinders; bore 76·2 mm. (3·0 in.), stroke 88·9 mm. (3·5 in.), capacity 1622 c.c. (99·08 cu. in.), compression 8·3 : 1, 68 b.h.p. net at 5,000 r.p.m., torque 89 lb. ft. at 2,500 r.p.m. Overhead valves operated by push-rods from 3-bearing chain-driven camshaft. Three-bearing counterbalanced crankshaft. Aluminium-alloy pistons. Renewable-element external full-flow oil filter.

**COOLING:** By pressurized system assisted by impeller pump and fan. Circulation thermostatically controlled.

**IGNITION:** Battery and coil. Automatic advance and retard with centrifugal and vacuum control.

**CARBURATION:** Twin S.U. automatic semi-downdraught carburettors fed from rear tank by rear-mounted S.U. electric fuel pump. Paper element air cleaners and silencers. Fuel tank capacity 10 Imperial gallons (45·4 litres, 12 U.S. gallons). Concealed fuel filler fitted with lock.

**TRANSMISSION:** Borg & Beck single-plate dry clutch with hydraulic actuation. Four-speed gearbox with synchromesh on second, third, and top gears, giving overall ratios of—first 15·64, second 9·52, third 5·91, top 4·3, and reverse 20·45 : 1; central floor gear change. Hardy Spicer propeller shaft with needle-bearing universal joints. Three-quarter-floating rear axle with hypoid final reduction gears; axle ratio 4·3 : 1.

**AUTOMATIC GEARBOX (optional at extra cost):** Fully automatic with hydraulic torque converter coupling. Hydraulically controlled planetary gear sets provide 3 forward speed ratios and reverse, engaged by multi-disc clutches and brake bands: ratios—first 2·39, second 1·45, top 1·00, reverse 2·09 : 1. Selector lever mounted on steering-column.

**BRAKES:** Girling hydraulic fully compensated brakes; pendant-type pedal; 9 in. (22·9 cm.) diameter brake-drums front and rear; 2-leading-shoe front brakes, leading and trailing shoes at rear; simple shoe adjustment which simultaneously adjusts the hand brake; hand brake operates on rear shoes from pull-up lever through simple compensating system.

**BODY AND CHASSIS UNIT:** The mono-construction 4-door saloon body incorporates the body shell, floor, bulkhead, frame members, and wing valances. Large wrap-round bumpers front and rear with over-riders. Deep, well-sprung divided bench-type seats; leather upholstery with leathercloth on non-wearing parts. Wood veneer fascia and door cappings. Large luggage boot, 19 cu. ft. (·538 m.<sup>3</sup>) capacity, with counterbalanced lid; boot lid with lock. Ground clearance 6½ in. (16·5 cm.).

**SUSPENSION:** Independent front suspension by coil springs and wishbone, anti-roll bar, and hydraulic piston-type dampers with arms forming upper suspension link. Rear suspension by semi-elliptic rubber-mounted springs, piston-type hydraulic dampers, and stabilizer bar.

**WHEELS AND TYRES:** Ventilated disc-type wheels with 4-stud fixing. Dunlop 5·90—14 tubeless tyres. Spare wheel stowed in special carrier below luggage boot. Rimblishers.

**STEERING:** Cam and peg steering gearbox. Two-spoke 17-in. (43·2-cm.) safety steering-wheel with half horn-ring. Left- or right-hand drive according to market.

**INSTRUMENTS:** Speedometer with trip and total distance recorders; engine revolution counter; fuel gauge; oil pressure gauge; engine temperature indicator; ammeter; electric clock.

*The issue of this publication does not constitute an offer, and the right is reserved to alter prices and/or specifications at any time without notice. Sales are made subject to and with the benefit of the Riley Motors Limited or Nuffield Exports Limited Conditions of Sale and Warranty, copies of which are available from Distributors and Dealers. For prices see separate list.*

**RILEY MOTORS LIMITED**  
 Proprietors: MORRIS MOTORS LIMITED  
 (Sales Division) **COWLEY, OXFORD**  
**OVERSEAS BUSINESS:**  
**NUFFIELD EXPORTS LIMITED**  
 Proprietors: MORRIS MOTORS LIMITED  
**COWLEY, OXFORD, ENGLAND**



**ELECTRICAL EQUIPMENT:** High-output dynamo with compensated voltage control; 12-volt, 58-amp-hr. battery (at 20-hr. rate); double dipping headlamps with sealed beams (Home Trade); foot dipping switch; separate sidelights; twin stop and tail lamps; rear reflectors; number-plate lamp; non-glare instrument lighting; dual-arm, self-parking windshield wipers; twin Windtone horns; flashing direction indicators with automatic cancelling control; roof lamps; ignition, headlamp main beam, and flashing signal warning lights; reversing lights; courtesy boot light.

**CONTROLS:** Lighting switch; panel light switch; combined ignition and starter switch; windshield wiper switch; mixture control; flashing direction indicator control mounted on steering-column; windshield washer control; heater controls.

**VENTILATION:** Window windows and hinged ventilating panels to all doors; fresh-air heating equipment with heat control and windshield-demisting ducts.

**GENERAL EQUIPMENT:** Safety glass all round; laminated-glass windshield; windshield-washing equipment; driving-mirror; pile carpets with underfelt; 4 ashtrays; 2 sun visors; door locks with fixed handles and push-button lock release; childproof safety catches on all doors; front seats with individual adjustment; folding arm-rest in rear seat; armrests on rear doors; glovebox in fascia with lock; sponge-rubber protection rail above fascia; large parcel tray; provision for fitting seat belts and Smiths Radiomobile radio.

**OPTIONAL EXTRAS:** Heater or fresh-air system according to Export markets; automatic transmission; 6-ply, Weather-master or Whitewall tyres.

**SELECTED ACCESSORIES (available through your Distributor or Dealer):** Roof rack; wing mirrors; sun visor; anti-mist panels; seat belts; touch-up paints; auxiliary lamps; individual hand tools; seat covers; badge bar; car-valeting items.

## SINGLE TONE COLOURS

Body Colours	Upholsteries
Dove Grey	Crimson
Arianca Beige	Crimson
Iris Blue	Reef Blue
Almond Green	Green
Maroon	Mushroom
Black	Crimson

## DUOTONE COLOURS

Body Colours	Upholsteries
Arianca Beige/Sandy Beige	Mushroom
Dove Grey/Old English White	Reef Blue
Almond Green/Porcelain Green	Green
Iris Blue/Old English White	Reef Blue

First colour is top colour.  
 Road wheels—aluminium.

*Colours are those available at time of publication. For current availability see separate colour card.*