

VOLVO 245

estate car



The Volvo 245. It's as much a saloon car as it is an estate.

We call the new Volvo 245 DL an estate car – a term that doesn't altogether do it justice.

Because within the same space as our 244 saloon you get room for five people and 53 cu.ft. of cargo area – or 2 people and 67 cu.ft. of cargo area. Yet, when you're behind the wheel or even just sitting there enjoying the ride, the new Volvo 245 feels like any other Volvo – even when it's packed full from floor to roof. Because of the cargo capacity, many people are surprised at just how lively and manoeuvrable it is, even in the city. The big windows and the tight turning circle, only 32'2", make the Volvo 245 a very handy car to drive – and park.

The 1975 models have a new front suspension which gives improved road holding and a better ride. There's a new rack and pinion steering system, a new 2.1 litre engine and new seats with cloth upholstery.





The Volvo 245 is available with a choice of engines: the B 21 A engine, developing an output of 97 hp DIN, or the B 21 E which features CI fuel injection and gives 123 hp DIN. You can specify a manual gearbox or an automatic transmission as well as power steering and tinted windows.



With 67 cu. ft. of space you can

The Volvo 245 as a people mover.


The Volvo 245 is every inch a Volvo. It combines the roominess of our saloon with a spacious cargo area in an estate car which is no longer overall than the saloon. And it's built to exactly the same demanding requirements. Which means the Volvo 245 has the new spring strut front suspension with a wider track - 2.7 inches - for a smoother, more enjoyable ride with less body roll.

The new Volvo 245 is also more responsive - with a rack and pinion steering system which almost senses your intentions.

Like the other cars of the 240 Series, the Volvo 245 has a slightly longer front which has more impact resistance. Which makes it an even safer car.

Behind the wheel of the Volvo 245 you'll find driving a pleasure. Each individual control is easily reached. And you sit comfortably in the newly designed seats which have an even wider range of adjustments. Both you and your passengers are well catered for.





Can put everything behind you.



The Volvo 245 everything else mover.

Expanding the interior without stretching the exterior is all very well. But having provided the space, the next thing is to make sure it can be used.


In the Volvo 245 it's as easy to load a six foot settee as it is sheets of 4'x8' plywood.

With the tailgate lifted you can get right up to an opening which is 45.7" wide and 30.7" high. With the hinges on the outside where they don't get in the way. A pressurised spring makes the tailgate easy to open and it's held up by a self-locking mechanism.

The back seat is easily folded down. First the cushion. Then the backrest. Two quick movements and you have an entirely flat cargo area which is 74" long and a total cargo volume of almost 67 cu.ft. Then there's 2.3 cubic feet of room concealed beneath the floor for the storage of more valuable items. The seat back is even carpeted, for those times when it turns into a floor!

With the rear seat up, on the other hand, there's room for five people and about 53 cu.ft. of cargo.


The cargo area is carpeted throughout in hard-wearing but good-looking materials. Colour matched of course. Loading the Volvo 245 only requires you to lift things about 23" which is easy on your back.



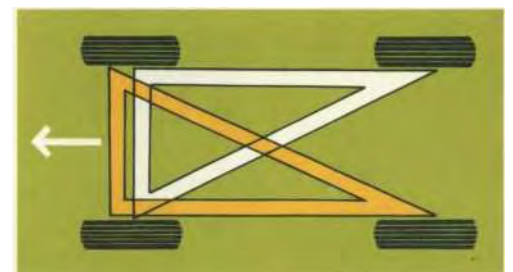
The dashboard of the Volvo 245. Softly rounded edges and amply padded surfaces. The dished steering wheel has a wide bolstered hub and a built-in crumple zone which allows it to align with your body in the event of a crash. It operates through a two-part steering column which incorporates a telescopic section. In front of the driver are warning and reminder lamps which for example give you immediate warning of a faulty brake circuit or a burnt out bulb. Volvo gives a great deal of thought to safety. Do you?



The Volvo 245 comes with wide steel-braced radial ply tyres for more grip and less wear.



The Volvo 245 now gives an even better ride. Partly because it has a brand-new spring strut front suspension and a wider track. Also new, the rack and pinion steering is more precise and faster to respond. The 245 is just as easy to turn as our 244 saloon so it still fits parking spaces where other cars don't have a chance.



Volvo's new 2.1 litre engines have four cylinders, an overhead camshaft and an aluminium head of cross-flow type. The induction manifold is on one side and the exhaust manifold is on the other. So the car is easier to start when the engine is hot. As different as it may look, the B 21 engine has much in common with Volvo's well-known B 20 series of engines. Which means plenty of torque and fewer gear changes.



Volvo safety from the rear. The tailgate of the Volvo 245 has a wiper, a washer, and a heated window.

Volvo's dual circuit, triangle-split braking system is safer than most cars'. Even with one brake circuit entirely out of operation, the other still gives about 80% of full braking. And it requires very little extra pressure on the brake pedal to do so. Because, technically speaking, the master cylinder is of the stepped-bore type. Each wheel is disc braked and the system is power assisted. To prevent premature lock-up, the rear wheel circuits incorporate relief valves.

It's no accident we've a name for safety.



The halogen headlights are bigger this year -180 mm in diameter - for safer night driving. The main beam is longer and the dipped beam is wider, both are more intensive.



For real versatility the Volvo 245 can be fitted with an extra seat - for two. It's quickly fitted in the cargo area, has armrests, safety belts and head restraints. And it's primarily intended for children.

The Volvo 245 - facts and figures:

Engines

Four-cylinder overhead camshaft unit with aluminium head, water cooling and five main bearing crankshaft.

	B 21 A	B 21 E
Max output hp at r/m DIN	97/5000	123/5750
Max output kW at r/s DIN	71/83	90/96
Max torque kpm at r/m DIN	17.3/2500	17.3/3500
Max torque Nm at r/s DIN	170/42	170/58
Compression ratio	8.5:1	9.3:1

Cooling system

Sealed and frost-proofed. Capacity 2.05 Imp.galls./9.4 litres.

Electrical system

Battery 12 V/60 Ah. B 21 A alternator rating 35 A. B 21 E alternator rating 55 A.

Transmission

Diaphragm spring type clutch. Four-speed, all-synchromesh gearbox. Automatic optional.

Steering gear

Rack and pinion type. Safety column of telescopic type.

Suspension

Front: independent spring strut type with stabilizer. Rear: live, carried in longitudinal rubber-mounted control arms and torque rods. Transverse location by rubber-mounted track rod. Coil springs and shock absorbers.

Wheels and tyres

Steel braced radial ply tyres, dimensioned 185 SR 14 on 5.5 J-14" rims.

Braking system

Power-assisted, all disc, dual-circuit, triangle-split system. Each circuit operates simultaneously on both front wheels and one of each of the rear wheels. Handbrake operates on rear wheels through special drums.

Fuel tank

Capacity 13.2 Imp.galls./60 litres.

Instrumentation

Rheostat-controlled instrument lighting. Six-figure mileometer with tripmeter. Fuel gauge. Coolant temperature gauge. Warning lamps for: charging, oil pressure, choke, main beam, handbrake and brake circuit failure, bulb integrity sensor. Centre console: Switches for electrically heated rear window, rear window wiper and washer, four-way emergency warning flashers. "Fasten seat belts" reminder. Cigarette lighter. Ashtray. Room is provided for a radio.

Other standard equipment

Halogen headlights. Wiper and washer on tailgate window. Tailgate courtesy lamp. Inertia reel safety belts on front seats. Child-proof rear side doors. Laminated windscreen. Padded sun vizors. Head restraints. Towhooks front and rear.

Exterior dimensions

Width 171.0 cm (67.3 in.)
Track:
front . . . 142.0 cm (55.9 in.)
rear . . . 135.0 cm (53.1 in.)
Turning circle diameter:
between
kerbs 9.8 m (32'2")

Interior dimensions

Seat width:
height,
front . . . 138 cm (54.3 in.)
hip height,
front . . . 143 cm (56.3 in.)

Front seat
max depth 47 cm (18.5 in.)
Front seat
max width 56 cm (22.0 in.)

Cargo area dimensions

Volume, rear seat in use
approx ca 1.5 m³ (53 cu.ft.)
Volume, rear seat folded
approx ca 1.9 m³ (67 cu.ft.)
Volume, concealed cavity
approx65 dm³ (2.3 cu.ft.)
Tailgate opening,
max width 116 cm (45.7 in.)

Weights

Kerb weight
approx 1305-1320 kg
(2875-2910 lb.)
Permissible trailer
weight max 1200 kg (2645 lb.)



The factory reserves the right to make changes at any time, without notice, to prices, colours, materials, equipment, specifications and models and also to discontinue models.



VOLVO

AB VOLVO GÖTEBORG SWEDEN