

VOLVO

240

260

Estates





The incomparab

The minute you step inside a new 1984 Volvo Estate Car you'll realise you have entered a unique environment. You will notice the practical advantages established over the years with Volvo's estates-lots of room for people and cargo-and in addition to this, Volvo's world famous virtues-comfort, quality, safety and value for money. Today these incomparable 200 Series estate cars are more refined than ever, as a result of continuing research and

development and a commitment to providing Volvo Owners with the highest standard of specifications. A presentation of the 1984 range of 200 Series Estate cars can be found in this brochure, but this is no substitute for a personal inspection of the new 1984 Volvos at your local Volvo dealership.

Your Volvo Dealer
Your local Volvo Dealer is ideally equipped not only to answer any queries

you may have about the 1984 range, but also to look after every other requirement a Volvo owner has in connection with his car. This includes Aftersales Departments staffed by people who are highly trained in the skills of servicing, repairing and generally helping to maintain or restore Volvos to their original high quality levels. An example of your Dealer's commitment to looking after his customers is that he is now able to




The Volvo Estates

offer a special Volvo Owner's Insurance scheme, exclusive to U.K. Volvo Owners, which has been specifically designed to reduce the normal costs of car ownership. You can find your local Volvo Dealer in Yellow Pages, or phone Volvo Customer Information on (0494) 33444.

When you visit your Volvo dealership you'll notice the wide choice of estate car models. The range starts with the 240 DL powered by a 2.1 litre

carburettor engine, with 5-speed manual gearbox. An automatic version is also available. The 240 GL is powered by the same rugged 2.1 litre engine but in addition to an enhanced interior trim, has electric door mirrors, metallic paint and tinted glass as standard. The next variant is the 240 GLE which has Volvo's 2.3 litre carburettor engine with a 4-speed plus overdrive manual gearbox or alternatively, Volvo's new 4-speed automatic transmission, and an

even more luxurious specification. Top of the 240 range, for sports car performance coupled with high levels of comfort and luxury is the GLT powered by a 131 hp 2.3 litre fuel-injected engine coupled with the same choice of transmissions as the 240 GLE. The flagship of the Volvo Estate car range is the 260 GLE which offers a superb luxury specification with 6 cylinder 2.8 litre fuel-injected comfort and performance.



The yardstick of s

Many of the safety features which we take for granted in today's cars were pioneered by Volvo in the 1950's. For example 3-point safety belts and laminated windscreens. But for Volvo, safety goes much deeper than this; it is designed in from the start as part of a total philosophy which also encompasses quality, reliability and durability. Ample proof of the success of this approach comes from the Swedish

Motor Vehicle Inspection Authority whose findings show that the average life expectancy of a Volvo is 19.3 years, some 2.5 years longer than its closest rival.

The quality built into a Volvo means that it should hold its value better than most—a reassuring thought when you come to change it for the latest Volvo model—as many Volvo owners regularly do. However, even a Volvo

has to be maintained and serviced periodically to perpetuate the reliability and durability you purchased it for. Your local Volvo Dealer employs Volvo-trained mechanics and uses genuine Volvo parts to ensure that the original safety and quality built into your Volvo is kept up to standard.



safety, and quality

1. Crumple zones front and rear.
2. You and our passengers are protected by an extreme strong safety cage.
3. Strong steel bars, welded into the doors, protect you in the event of side-on collisions.
4. The petrol tank is safely situated away from the rear bumper and isolated from the passenger compartment.
5. The steering wheel is designed to give maximum protection in the event of a crash.
6. The laminated safety windscreen is exceptionally strong.
7. Every model has Volvo's patented 3-point inertia reel safety belts fitted to both front and rear seats.

8. The interior is designed with your safety in mind. No dangerous sharp edges, everything padded and covered.
9. Volvo head restraints, essential components of the safety package, are designed to protect you from whiplash accidents.
10. The high standards of body work treatment help to keep your Volvo looking as good as new, year after year.
11. Slipstream ventilation keeps the door sills dry and protects them from corrosion.
12. Volvo apply underseal while the cars are still inside the factory.
13. Plastic inner wheel housings protect the

- under body from flying stones and dirt.
14. Exceptionally strong, wrap-around bumpers-capable of absorbing impacts of up to 2 1/2 mph-prevent damage occurring in the event of minor bumps and knocks.
15. Parts of the car which are exposed to harsh treatment are made from hot-dip galvanized metal covered with a layer of zinc.
16. The most vulnerable parts of the exhaust system are made of corrosion-resistant aluminized metal.



When safety and driving

Cars, in today's demanding driving environment, require a special type of safety if motorists are to experience natural driving pleasure in all conditions.

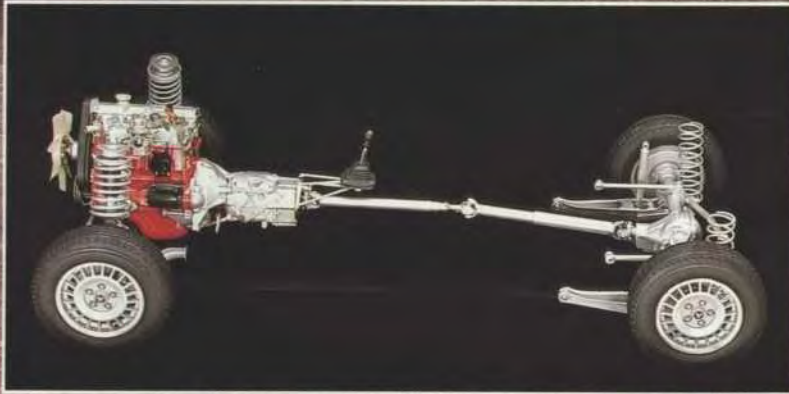
The Volvo 200 Series Estates are designed in such a way that with normal driving skills you can deal easily with unexpected or difficult situations.

In short, this means that a Volvo behaves as you expect it to, even in

extreme circumstances. After all, a driver's ability must not be the decisive factor where safety is concerned. A car must behave predictably no matter how it is driven. Consequently the driver will always remain in full control. This requirement should apply not only to normal road conditions, but also in the case of a driver having to take sudden evasive action.

Perhaps this sounds obvious. But it's something to which Volvo have devoted

St. George's School



pleasure come together

large-scale resources and development time, and this careful attention and commitment to safety is designed into each of their 200 Series Estate cars.

It is the basis of safe, relaxed driving which is the foundation of real driving pleasure.

1. *The triangular, dual-circuit brake system retains 80% of braking effect even if one brake circuit ceases to function. The unique stepped bore master cylinder also means that you do not need to increase pressure significantly on the brake pedal in such a situation.*

2. *The secret behind Volvo's Safety is a design expertise produced by precision testing. Developing designs in which every component has been chosen so that it will, in combination with all the other components, produce a car with excellent driving qualities under any driving condition.*

3. *With Volvo's power assisted rack and pinion steering, the driver is able to steer the car safely with comfortable ease and precision.*



The driver's car

The driver's environment in the Volvo 200 Series Estates has been created after extensive studies of people in cars.

Everything has been done to enable the driver to devote the greatest possible attention to the road. A single glance should be enough to give all the information he or she needs to stay in control at all times. One of the more important features should be a good driver's seat. A comfortable driver is a

more relaxed driver. This in turn means a safer driver. Medical and orthopaedic consultants have been involved in the development of the renowned Volvo front seat. The result is a seat with such a wide range of adjustments that virtually every adult can find his or her ideal individual driving position. Adjustable lumbar supports are built into both front seats to allow occupants to adjust the shape of the back of the

seats to suit their own body contours. This helps provide support for one of the least protected but highly vulnerable parts of the body—the small of the back or lumbar region. The driver's seat is also electrically heated to ensure more comfort when starting winter journeys.

Notice too how easily you can reach all the switches and controls. As you can see, the instrumentation is extremely comprehensive, including a wide range



of warning signals and reminders, eg., the unique bulb integrity sensor which comes on if a dipped headlight, a rear light, a day running light or a brake light should fail—a safety detail which other road users will also appreciate.

A Volvo is also designed to give you exceptional visibility—you have more than 90% all-round vision. The highly efficient front and rear wipers and washers, the electrically heated rear

window, the large anti-dazzle rearview mirror, and the internally adjustable door mirrors all help maintain this excellent field of vision.

N.B. The radio and additional instruments are genuine Volvo accessories.

1. With a turning circle diameter of just 32 ft. 2 ins. (better than a Volkswagen Golf by a full 7 inches) and power assisted steering, the spacious Volvo Estate is easier to manoeuvre in tight spaces than many smaller cars. Very handy for school car parks or busy shopping centres.

2. Volvo estates are available with automatic transmission (3-speed or a new 4-speed version, according to model) or a manual gearbox (5-speed or 4-speed plus overdrive depending on the model).

3. The famous Volvo driving seat has a wide range of positions. The adjustable lumbar support helps to keep your back relaxed and comfortable, even after long journeys.



Caring for the whole family

Total family comfort and safety includes the children. Volvo's international acclaim as one of the safest cars in the world, combined with Volvo's special child safety features and accessories, mean that children travel as safely as adults and in as much comfort.

But comfort is not just a question of sitting in a soft seat—far from it. If you and your family are going to sit in a

limited space, (think of it as a living-room with an area of 3 square yards) for a reasonable length of time then it must be both relaxing and well ventilated.

So sit in the rear seat. There's real comfort but at the same time providing the support needed to travel comfortably for long distances. There's plenty of room for arms and legs and the roof is high enough to accommodate tall people.

It should come as no surprise to find that as a native of Scandinavia, the cars are built for cold winters. But Volvos don't just have a large and efficient heating capacity; they are also extremely well equipped for cool air ventilation. No fewer than 14 air inlets distribute the air efficiently throughout the passenger compartment.



1. 14 inlets make for an abundant availability of ventilation.



2. The illuminated glove compartment with a "table" and vanity mirror is just one of a Volvo Estate car's numerous storage compartments.



3. Your Volvo dealer would be only too happy to tell you more about child-safety features and accessories.





The truly versatile car

Volvo Estate cars are unique. The cargo area is colour coordinated with the rest of the upholstery and interior.

There are no extraordinary shapes or projections to prevent the use of the maximum floor area.

Lift the tailgate and you will appreciate that this is a car designed to do what it is meant to—carry a large load with ease.

The loading level is only 23" above the ground—especially appreciated if you are lifting heavy items.

The tailgate opening is 3'8" wide, supported by twin gas-filled struts, which makes for safe and easy lifting.

The rear seat folds down simply to give an area over 6' long with more than 75 cu. ft. of usable space.

Additional small, but important, design features are powerful rear de-misters and wash/wipe units on all models (with the GLT and GLE variants there is also an intermittent rear wipe facility). Every model also has a secret storage area beneath the loading platform with 2 cu. ft. of space for valuables etc.

1. The luggage compartment with the rear seats up can hold no less than 40 cu. ft.—ample for a whole family's holiday luggage.
2. With the rear seat down there's a long, flat load area, no less than an enormous 75.3 cu. ft.; ideal for business and pleasure.
3. A steel dog guard can turn the load area into a mobile kennel. It can be fitted behind either the front or rear seats.
4. Secret box. Below the floor of the loading area is a 2 cu. ft. storage area where one can conceal valuables. It's only a small feature, but one which demonstrates Volvo's thoughtful and practical approach.
5. The rear window is fitted with a powerful de-mister and a wash/wipe unit.
6. Headlight wash/wipers are standard on all Volvos. They ensure good forward vision in poor weather.

3

4

5

6



The choice

Volvo Estates have long been regarded as the leaders in their class.

The 1984 models reinforce that lead—they are more refined than ever.

No matter which you choose, you'll be driving a classic car.

Volvo 240 DL Estate

The range starts with the 240 DL powered by a 2.1 litre carburettor engine. Its standard specification

includes power steering, central locking, headlamp wipers/washers, internally adjustable door mirrors, and front spoiler. The 1984 240 DL has a 5-speed manual gearbox or alternatively a 3-speed automatic version.

Volvo 240 GL Estate

The 240 GL is powered by the same rugged 2.1 litre engine with a 5-speed

manual gearbox or 3-speed automatic, but also has tinted glass, metallic paint, electric door mirrors, and an exclusive range of upholstery.

Volvo 240 GLE Estate

The next in line is the 240 GLE which has Volvo's 2.3 litre carburettor engine. It also features special alloy wheels, electrically operated front windows, electrically operated door mirrors and a



e is yours.

choice of leather or plush upholstery. The '84 240 GLE is available with either a 4-speed manual gearbox with overdrive or a new 4-speed automatic version.


Volvo 240 GLT Estate

The top of the 240 range is the GLT which to those who know little about Volvo may come as something of a surprise. On top of the traditional Volvo

virtues it has an outstanding level of performance like 0-60 mph in 10 seconds and a top speed of 112 mph generated from a 131 hp 2.3 litre fuel injection engine. It also has a luxury specification to match, including electrically operated door mirrors and electric front and rear windows. Both 4-speed manual with overdrive and the new 4-speed automatic gearboxes are available.

Volvo 260 GLE Estate

Of course the unashamed leader of the Volvo estate car range is the 260 GLE. Its 6 cylinder 2.8 litre V6 engine develops 155 hp and its specification includes tinted glass, metallic paint, electrically operated window and door mirrors, and light alloy wheels. This luxury model also has air conditioning as standard.



The car for your

There's a Volvo Estate car to meet your individual requirements.

To assist you to choose, here is an outline of Volvo Estate cars' engine and transmission programme.

A 2.1-litre carburettor engine (B21A) which delivers 102 hp (75 kW) DIN with a new 5-speed manual gearbox, where the fifth gear has the transmission characteristics of an overdrive, is the

combination for the DL and GL. Alternatively for these models there is the convenience and comfort of a 3-speed automatic gearbox.

The 240 GLE sports a 2.3 litre carburettor engine (B23A) producing 112 hp (82 kW) DIN. This is combined with a four speed manual gearbox plus overdrive, and new for 1984, Volvo introduce a 4-speed automatic gearbox.

A 3-speed performance mode can be simply selected where the benefits of the fourth speed are not required.

In the GLT a 4-cylinder 2.3 litre fuel injection engine (B23E) generates 131 hp (96 kW) DIN and is combined with either a 4-speed manual gearbox plus overdrive or the new 4-speed automatic gearbox.



heart and mind

Finally there's Volvo's 2.8 litre, V6 fuel-injection engine (B28E) with 155 hp (114 kW) DIN combined with the well-known 4-speed manual gearbox plus overdrive or the convenient and relaxing 3-speed automatic gearbox.

1. The B21A carburettor engine powers the 240 DL and GL models. A rugged and proven Volvo engine which develops 102 hp (75 kW).
2. The B23A carburettor engine. This recently developed engine built into the 240 GLE develops 112 hp (82 kW) and is a very flexible and responsive unit.
3. The B23E fuel injection engine. Volvo's 131 hp (96 kW) high performance engine which takes the GLT from 0-60 in 10 seconds.
4. The B28E fuel injection engine fitted in the 260 GLE which develops 155 hp (114 kW) also has transistorised ignition.

5. The 4-speed manual gearbox plus electrical selected overdrive. Standard on the GLE and GLT.
6. Volvo's new 5-speed manual gearbox where the 5th gear has the transmission characteristic of an overdrive. This is available on the DL and GL.
7. Volvo's famous 3-speed automatic gearbox (DL, GL and 260 GLE).
8. Volvo's new 4-speed automatic gearbox (240 GLE & GLT).



Develop your own

As you can see, the 1984 Volvo 200 Series Estates offer you a wide range of choice all of which have extremely high standard specifications. However, you may wish to tailor your Volvo to your own individual requirements.

Volvo Accessories enable you to do this. They are specially designed for Volvos to complement the car and thus avoid looking like an afterthought.

The accessories shown on these pages are just some examples from Volvo's unique range.

Your Volvo dealer will be pleased to give you further information.

1. Extension wing mirrors afford an excellent and stable rear view when towing, and are quick and easy to fit without damaging the bodywork.
2. An alternative to the regular fixed tow bar is this 'swinging' version which folds away when not in use.
3. A caravan spoiler reduces wind resistance and noise as well as improving directional stability.
4. A range of Volvo roof racks or load carriers are available to suit your requirements.



personalised estate

5. A front pillar mounted aerial is just one of the range of ancillary products available in the Volvo 'In Car Entertainment' programme.

6. 20-spoke light alloy rims give your car an even more attractive look.

7. An extra rear seat, which folds neatly away when not required, turns your Volvo Estate into a 7-seater.

8. Front auxiliary lights, with halogen bulbs, are fitted using anti-vibration struts.

9. A carrycot should normally be secured by carrycot restraint straps.

If these are not used, a child bench will fill the gap between a front and rear seat.

10. Attached to the back of the driver's seat, a child guard will prevent a child from being thrown between the front seats in the event of an accident or heavy braking.

These two accessories may be fitted for extra safety, however, we recommend that your child should always be protected by a Volvo approved child safety restraint.

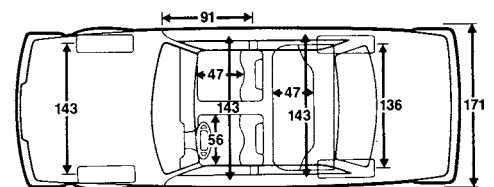
11. A variety of additional instruments can be fitted to the fascia of your Volvo.

12. In order to maintain your car's normal level while towing, an automatic (semi automatic also available) levelling system can be fitted to your Volvo.

13. One of a range of Volvo radios and radio cassettes which are specifically designed by Volvo to give the very best in sound quality.

Technical Information	240 DL	240 GL	240 GLE	GLT	260 GLE
Engine					
Designation	B21A	B21A	B23A	B23E	B28E
Configuration	In line 4	In line 4	In line 4	In line 4	V6
Displacement (cm ³)	2127	2127	2316	2316	2849
Max. output kW DIN at r/s (hp DIN r/min)	75/88 (102/5250)	75/88 (102/5250)	82/83 (112/5000)	96/90 (131/5400)	114/92 (155/5500)
Max. torque Nm DIN at r/s (kpm DIN r/min)	170/50 (17.3/3000)	170/50 (17.3/3000)	185/42 (18.9/2500)	190/60 (19.4/3600)	230/50 (23.4/3000)
Compression ratio/Octane rating	10.0:1/98	10.0:1/98	10.3:1/98	10.0:1/98	9.5:1/98
Electrical System					
Alternator rating/Battery capacity	55A/12 V 60 Ah	55 A/12 V 60 Ah	55 A/12 V 60 Ah	55 A/12 V 60 Ah	70 A/12 V 70 Ah
Ignition system	Breaker points	Breaker points	Breaker Points	Contactless transistorised	Contactless transistorised
Steering Gear					
Rack and pinion, power ass. Ratio	17.3:1	17.3:1	17.3:1	17.3:1	17.3:1
Turning circle	9.8 m (32 ft 2 ins)	9.8 m (32 ft 2 ins)	9.8 m (32 ft 2 ins)	9.8 m (32 ft 2 ins)	9.8 m (32 ft 2 ins)
Wheels and Tyres					
Tyres	185 SR	185 SR	185 SR	195 HR	185 HR
Rims	5.5 J-14"	5.5 J-14"	5.5 J-14" Alloy	6.0 J-15" Alloy	5.5 J-14" Alloy
Brakes					
Front/Rear	Disc/disc	Disc/disc	Disc/disc	Disc/disc	Disc/disc
Cooling System					
Frost-proofed and sealed. Volume (1/pts)	9.5/16.6	9.5/16.6	9.5/16.6	9.5/16.6	10.9/19.2
Fuel Tank					
Volume (1/gals)	60/13.2	60/13.2	60/13.2	60/13.2	60/13.2
Transmission					
Manual gearbox	5 speed	5 speed	4 speed with overdrive	4 speed with overdrive	4 speed with overdrive
Automatic	3 stage torque convertor	3 stage torque convertor	4 stage torque convertor	4 stage torque convertor	3 stage torque convertor
Suspension					
Front	Spring strut	Spring strut	Spring strut	Spring strut	Spring strut
Rear	Live	Live	Live	Live	Live
Weights/Capacity					
Gross weight (kg/lbs)	1950/4295	1950/4295	1950/4295	1950/4295	1950/4295
Permissible Trailer Weight (kg/lbs)	1500/3307	1500/3307	1500/3307	1500/3307	1500/3307
Cargo area capacity (cu ft)					
-rear seat up	42.1	42.1	42.1	42.1	42.1
-rear seat down	75.3	75.3	75.3	75.3	75.3

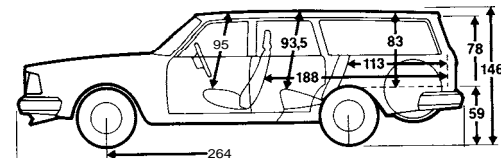
N.B. 'A' engines are fitted with a carburettor, 'E' engines are fuel injected.



Warranty

12 month warranty without mileage limitations.

The factory reserves the right to make changes at any time, without notice, to prices, colours, material, equipment or specifications and also to discontinue models.



Standard equipment	240 DL	240 GL	240 GLE	GLT	260 GLE
Power steering	●	●	●	●	●
Central locking	●	●	●	●	●
5 speed manual	●	●			
4 speed manual + overdrive			●	●	●
4 speed automatic			●	●	
3 speed automatic	●	●			●
Halogen headlights	●	●	●	●	●
Rear foglights	●	●	●	●	●
Reversing lights	●	●	●	●	●
Engine bay, boot and glovebox lights	●	●	●	●	●
Courtesy light on rear doors	●	●	●	●	●
Day running lights	●	●	●	●	●
Hazard warning lights	●	●	●	●	●
Headlight wipers/washers	●	●	●	●	●
2 speed + intermittent wipers/electric washers	●	●	●	●	●
Side direction indicators	●	●	●	●	●
Rear window wiper/washer	●	●	●	●	●
Intermittent rear wiper/washer			●	●	●
Laminated windscreen	●	●	●	●	●
Heated rear screen	●	●	●	●	●
Heated driving seat	●	●	●	●	●
Reclining front seats with adjustable lumbar support	●	●	●	●	●
Driving seat height adjustment	●	●	●	●	●
Rear seat centre armrest			●	●	●
Leather upholstery			●	●	●
Plush upholstery			●	●	●
Mixed cloth upholstery	●				
Trico plush upholstery		●			
Fitted carpets	●	●	●	●	●
Front seat head restraints	●	●	●	●	●
3pt inertia reel seat belts, front and rear	●	●	●	●	●
Seat belt reminders	●	●	●	●	●
Smaller steering wheel			●	●	
Internally adjustable door mirrors	●				
Electrically controlled door mirrors		●	●	●	●
Radial ply steel belted tyres	●	●	●	●	●
Child safety locks on rear doors	●	●	●	●	●
Quartz clock	●	●	●	●	●
Tachometer	●	●	●	●	●
Brake failure, bulb failure warning	●	●	●	●	●
Ignition/lights buzzer warning	●	●	●	●	●
Cigar lighter	●	●	●	●	●
Door pockets and dashboard oddments storage	●	●	●	●	●
Map pockets behind front seats			●	●	●
Metallic paint		●	●	●	●
Tinted windows		●	●	●	●
Front spoiler	●	●	●	●	●
Electric windows			front	●	●
Air conditioning					●
Fuel injection				●	●
Alloy wheels			●	●	●
Chrome wheel rings		●			
Lockable fuel cap	●	●	●	●	●

VOLVO

