

Volkswagen Information Service. Telephone 0800 333 666

Internet: www.volkswagen.co.uk

© Volkswagen Group United Kingdom Limited 2003.

Issue: 1 February 2003. Printed in UK.

PVW049BO



The Bora

2003 Model Year



Discover a new driving
experience.



Model shown is the Bora ST with optional factory-fitted sunroof.

4 *Philosophy*
6 *Engines*
8 *Safety*
10 *The Bora Model Range*
12 *The Bora S*
14 *The Bora ST*
16 *The Bora SE*
18 *The Bora Sport and Bora V5*
20 *The Bora V6 4MOTION*
22 *Optional Equipment*
28 *Colours and Upholstery*
32 *Technical Specification*
38 *Standard Equipment*
40 *Volkswagen Service*

The Bora.

If you're about to choose a new car, what would your list of requirements include? A powerful engine? Dynamic performance? A perfectly weighted chassis for agile roadholding? Quality build and a high level of safety and

security? Such features, and more, are captured in the Bora. Why not follow us through this brochure to discover more about the Bora experience.



Model shown is the Bora S.



Model shown is the Bora ST.



The V5 is a development of the unique Volkswagen VR6 engine.

Once you've decided upon a Bora, you'll be faced with an enviable choice – which one of the nine highly efficient engines do you prefer? Will it be one of the six petrol engines? Such as the economical 1.6 litre 105 PS manual, also available as a 102 PS* automatic version?*

Perhaps the 2.0 litre 115 PS or the V5 2.3 litre 170 PS* are*

more to your liking? If it's performance you're seeking, consider two 1.8 litre Turbo units, developing 150 PS and 180 PS* or the powerful 2.8 litre V6 4MOTION producing 204 PS* and capable of 146 mph (where law permits).*

Or would a diesel be more appropriate? There are three available, all 1.9 litre TDI PD versions; they produce 100 PS,*

130 PS or 150 PS*. The TDI PD engines (PD stands for 'Pumpe Düse') feature a new high pressure fuel injection system resulting in increased torque whilst maintaining exceptional fuel economy. When you consider that the 1.9 litre TDI PD 130 PS* can accelerate the Bora from 0 - 62 mph in just 10.1 seconds,*

reach 127 mph (where law permits) and still return 51.4 mpg over the Combined fuel cycle, it's easy to see why the new generation of diesels is such an appealing option. To complement the engine range there are manual, automatic or tiptronic gearboxes available.*

Whichever power supply you choose, you'll find engine noise has been suppressed to an absolute minimum, helping you arrive at your destination in a more relaxed state.

** Please see pages 32, 33 and 36 for PS explanation and fuel consumption figures.*



The Electronic Stabilisation Programme constantly monitors driving situations.

For every frequent road user, the one thing that counts above all, besides comfort and performance, is safety. That's why, on the latest Bora, you'll find every model fitted with ESP, an Electronic Stabilisation Programme. This intelligent system monitors the steering angle and compares it with the actual vehicle movement. If the system recognises a major variation it reacts in milliseconds by applying the brakes to individual wheels and automatically adjusting the

engine's power output helping to correct oversteer, understeer and loss of stability of the vehicle. However, this additional safety feature should not lead to carelessness because, despite its proven quality, ESP cannot dispense with the laws of physics. The ESP feature is also supported by Electronic Differential Lock (EDL) and Anti-Slip Regulation (ASR). In combination, these exceptional innovations help maximise driver and passenger safety.



ABS is standard on all models to provide the highest level of active safety.

In addition to ESP, you'll find every Bora equipped with disc brakes both front and rear. The front discs are also ventilated to deliver the most efficient braking.



At night-time, the door-mounted 'puddle' lights illuminate the ground when opening the front doors.

Regardless of your driving experience, you can never account for other road users or unforeseeable driving situations. It's unfortunate, but accidents

do happen, so it's comforting to know you can rely on Volkswagen's passive safety features to help protect both you and your passengers.



For greater protection, front seat side airbags are standard on all Bora models.

During the design process, advanced computer technology was employed to simulate collisions from probable angles. The information gathered was fully utilised in the Bora's chassis construction that has an inner survival zone guarded by crumple zones both front and rear. These crumple zones are designed to absorb energy following a collision, thereby helping to protect the survival zone and minimise occupant injury.



Two additional curtain airbags are available as an optional extra.

The second most common accident involves side impact. The Bora is, therefore, equipped with side airbags in the front seats, a reinforced chassis, energy absorbing protection padding and side impact bars. In addition, there is the innovative Isofix child seat mounting system. This allows children's seats equipped with the Isofix system to be fitted securely to the Bora's body via eyes between the rear seat backrest and seat base.



The Isofix system can quickly accommodate a child seat with an extremely secure fitting.

Volkswagen approved children's seats with the Isofix system can be purchased from your Volkswagen retailer. As an optional extra, two curtain airbags are available to cushion both front and rear seated occupants. These airbags are situated overhead and cover the side windows to provide added protection around the head.

Today's driver *d e m a n d s* more.

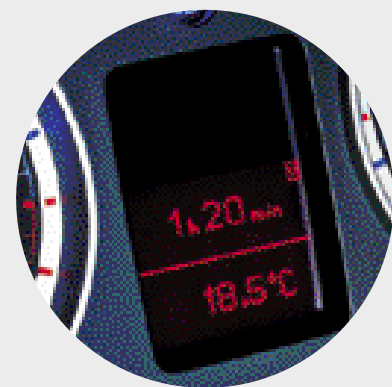
With the Bora you
won't be disappointed.



Model shown is the Bora SE.



Model shown is the Bora S with 'Line' cloth upholstery.



The multifunction computer allows you to monitor such information as journey time and fuel consumption.



An alarm with interior protection, with the added convenience of remote central locking, is standard on all models.



Front and rear electric windows are standard on all models.

The Bora S.

The Bora S impresses in many respects – from its stylish design and outstanding quality to its dynamic performance.

But when you consider the list of standard equipment, you'll also appreciate why the Bora represents superb value for money.

All Boras are fitted with a multifunction computer, alarm with interior protection and remote central locking, Electronic Stabilisation Programme (ESP), ABS, driver and front passenger airbags, front seat side airbags, electrically heated and adjustable door mirrors, front and rear electric windows, manual air conditioning

and, on the S, ST and SE models, the centre console, ashtray lid and interior door handles are trimmed in stylish aluminium. There is also a height and reach adjustable steering wheel, an electronic engine immobiliser, 'Line' cloth upholstery and split folding rear seat with lockable backrest.



The Bora S T .

The latest arrival to the Bora range is the ST. It's an exciting addition, proving that performance, quality and high specification can be achieved at an extremely affordable price.

There are three engines available in the Bora ST – two petrol, one diesel. The two highly acclaimed 1.8 litre, turbocharged petrol units produce 150 PS and 180 PS, the latter capable of taking the Bora from 0 - 62 mph in 8.2 seconds and onto 142 mph, where law permits. The 1.9 litre TDI PD 130 PS is the diesel alternative and is equally

impressive, combining good acceleration and top speed with the exceptional economy associated with a diesel. Such diesel efficiency has been achieved through 'Pumpe Düse' technology – a high pressure fuel injection system. It's the reason why the 1.9 litre TDI PD 130 PS can reach 127 mph (where law permits), yet still return 51.4 mpg over the Combined fuel cycle.*

The equipment level of the ST shares the same high standards of the S plus body-coloured side

and bumper strips, a 'Gamma' radio/cassette, a single CD player, rain sensitive windscreen wipers, automatic dimming interior rear-view mirror and 15 inch 'Jarama' alloy wheels with 195/65 tyres†.

** Please see pages 32, 33 and 36 for PS explanation and fuel consumption figures.*

† 16 inch 'Le Castellet' alloy wheels with 205/55 tyres are standard on ST 1.8T 180 PS.



Sporty 15" 'Jarama' alloy wheels with 195/65 tyres are standard on ST models†.



A rain sensor regulates the speed of the wipers depending on the weather conditions.



A front-loading single CD player and 'Gamma' radio/cassette are standard on ST models.



The automatic dimming interior rear-view mirror darkens if a following car's lights are too high.

A choice of carpet mats is available from your Volkswagen retailer.



The Bora SE.

The Bora has been designed to deliver driving excitement, but not at the expense of comfort and convenience. Therefore, choose the Bora SE and you'll benefit from an extensive list of standard

equipment that includes a multifunction steering wheel including cruise control, front cup holders and 16 inch 'Le Castellet' alloy wheels with 205/55 tyres and anti-theft wheel bolts. Comfort is

further enhanced with 'Motion' velour upholstery, driver and front passenger seat height and lumbar adjustment and driver's seat centre armrest.

Model shown is the Bora SE automatic with 'Motion' velour upholstery. Front-loading single CD player is optional at extra cost.



Elegant 16" 'Le Castellet' alloy wheels with 205/55 tyres are standard on SE models.



The multifunction steering wheel allows you to operate the cruise and radio controls without taking your hands off the wheel.



The 'Gamma' radio/cassette with RDS and EON, four front, four rear speakers and roof aerial is standard on ST, SE, Sport, V5 and V6 4MOTION.



The Bora Sport.

The Bora Sport is available with three petrol and two diesel engines. You can choose from a 2.0 litre 115 PS unit, two 20V 1.8 litre turbo units which develop 150 PS and 180 PS, or two 1.9 litre TDI PD units which develop 130 PS and 150 PS.

The Sport also provides an air of exclusivity, thanks to the luxurious equipment fitted as standard. The exterior features elegant 6½J x 16 'Le Castellet' alloy wheels with 205/55 tyres and front fog lights mounted within the headlight units. On the inside, standard items include front sports seats, with height and

lumbar adjustment, upholstered in 'Tara' velour, front and rear carpet mats, walnut wood inserts in the centre console, gear knob, ashtray lid and interior door handles, and electronic climate control air conditioning.*

** Leather on automatics.*

The Bora V5.

Specify the Bora with a V5 engine and you get distinctive 6½J x 16 'Pau' alloy wheels with 205/55 tyres and an impressive 170 PS.

Model shown is the Bora Sport manual with 'Tara' velour upholstery.



Distinctive 16" 'Pau' alloy wheels with 205/55 tyres are standard on V5 models.



A dash-mounted six CD autochanger is standard on the Sport, V5 and V6 4MOTION.



Model shown is the Bora V6 4MOTION. The navigation/radio system, cruise control and leather upholstery with 'Recaro' heated front seats are optional at extra cost.



The four valves per cylinder V6 engine.

The Bora V6 4MOTION.

The Bora V6 4MOTION features a V6 engine which is a development of the unique VR6 engine, but now with four valves per cylinder and producing 204 PS. The V6 4MOTION has a six speed manual gearbox and an intelligent four wheel drive system which includes an electronically and hydraulically controlled 'Haldex' coupling mounted in the rear axle.

The standard specification is the same as the V5, but to make the V6 4MOTION unique it features sports suspension, exclusive 6 1/2 x 16 'Brands Hatch' alloy wheels with 205/55 R16 tyres (steel temporary space-saver spare wheel), chrome twin exhaust tailpipe and a 4MOTION gear knob.



Electronic climate control is standard on the Sport, V5 and V6 4MOTION. The navigation/radio system is an option at extra cost.

Optional equipment

for the *Bora*.



Model shown is the Bora V6 4MOTION with optional factory-fitted headlight washers and sunroof.

Alloy wheels

Whether you choose the 'Jarama' which is optional for the Bora S, or the BBS 'RS2' for the Sport, they are all designed and built for performance. Please note the optional alloy wheel packs contain four alloy wheels and a steel spare wheel.



Four stylish 6J x 15 'Jarama' alloy wheels with 195/65 tyres and anti-theft wheel bolts. Standard on ST (not 1.8T 180 PS) and optional on S models.



Four classic 6 1/2 J x 16 BBS 'RS2' alloy wheels with 205/55 tyres and anti-theft wheel bolts. Optional on Sport models.

Sports pack

You can further enhance the appearance and handling of Sport and 'V' range by specifying the Sports pack with four 17 inch 'Longbeach' alloy wheels (plus a temporary steel spare wheel) complete with sports suspension.



Four sporty 7J x 17 'Longbeach' alloy wheels with 225/45 tyres feature as part of the Sports pack.

Integrated child seats


By simply folding back and raising the normal seat, a child can use the normal three-point seat belts. It provides effective protection and is positioned in seconds.

The integrated child seat is suitable for children classified by ECE-R¹ 44/03 standard in Group One (nine to 18 kg), Group Two (15-25 kg) and Group Three (22-36 kg).

We recommend, however, that the integrated child seat only be used by children of two years or older.

Please note that children in Group One require a special restraining table which has been approved for use with the integrated child seat and which is available from your Volkswagen retailer.


¹Economic Commission of Europe – Regulation.



Preparing your car to carry children needn't be a lengthy operation. Not available in conjunction with optional leather upholstery or leather 'Recaro' sports seats.

Cruise control

Ideal for long motorway journeys, cruise control allows a speed to be programmed that will be automatically maintained. Activating the brake or clutch will deactivate the cruise control, but the last stored speed will be held in the memory, allowing you to resume cruising speed at the touch of a button. Cruise control is standard on SE, in conjunction with the multifunction steering wheel, and optional on all others.



Cruise control provides a more relaxed drive on longer journeys.



As an optional extra, two curtain airbags can be fitted to provide added protection for both front and rear occupants.

Multifunction steering wheel

The multifunction steering wheel with cruise control allows you to operate the cruise control and radio controls without taking your hands off the wheel. For a comfortable grip, it is trimmed in leather. The multifunction steering wheel is standard on SE, and optional on Sport, V5 and V6 4MOTION.

The Winter pack

When it's cold and wet outside, the optional Winter pack will help provide some relief. The pack consists of headlight washers, heated windscreen washer jets, heated front seats and low washer fluid warning.

Parking sensor

This ingenious system makes parking in the smallest spaces so much easier. Sensors in the rear bumper operate by ultrasound and emit a bleep. As objects get closer the sound signal becomes more frequent.



The powerful water jet from the headlight washers effectively clears dirt to maintain visibility.

Curtain airbags

As an optional extra, two additional curtain airbags are available to cushion both front and rear seat occupants. These airbags are situated overhead and cover the front and rear side windows to provide added protection around the head.



Included in the Winter pack and standard with leather upholstery, heated front seats provide greater comfort through the coldest months.



Radio and satellite navigation system with colour screen.



Navigation, radio and CD player in one unit with monochrome screen.

Navigation systems

The combined satellite navigation and radio unit, with colour screen, offers route guidance via the display of road maps, route information, spoken instructions and visual arrow symbols in the centre of the instrument panel. Radio functions and control of the six CD boot-mounted autochanger are also provided. The navigation CD reader is mounted in the top of the unit. Please note that the unit will only accept the navigation CDs and NOT audio CDs. Available as a factory-fitted option, at extra cost, on all models except the S, ST and SE.

Alternatively, you can choose the monochrome navigation system, radio and CD player in one unit. Route guidance is supplied via arrow symbols in both the unit and a display in the centre of the instrument panel, together with audible recommendations. The CD slot can be used for music CDs when the navigation system is not in use. In addition, this system will also operate the Volkswagen six CD boot-mounted autochanger. The monochrome navigation system is available as a factory-fitted option, at extra cost, on all models except the S, ST and SE.

Please note the separate 'Delta' radio, DSP, navigation systems, dash-mounted six CD autochanger and single CD player are not available in conjunction with each other.

The Digital Sound Processor

The optional Digital Sound Processor (DSP) can transform the 'Gamma' hi-fi system. The system features an external four channel 70 watt amplifier and eight high performance speakers. DSP is fitted in line with the radio unit and processes all signals from the radio, cassette or CD.

The loudspeakers in a car are set at different distances from the listener. DSP smoothes out the subsequent imbalance, giving the impression of being 'in the heart of the music'.

In addition, DSP offers five digital room simulations. Whether it be clearly audible spoken words, reproduction of modern pop music, classical music in a concert hall, rock music at an open air festival or jazz in a club, all can be selected by the push of a button. Available on SE models and above.



Please note that DSP is only available in conjunction with the 'Gamma' radio/cassette, but not with dash-mounted six CD autochanger, front-loading single CD player, 'Delta' radio or navigation systems.

In-car hi-fi

The sound systems in the Bora have been tailored specifically for Volkswagen. Typical of Volkswagen, we have chosen high specification units that deliver perfect sound.

The 'Delta' system allows you to combine the benefits of digital room simulations available on DSP with a single CD player in one unit. Please note that with this option a boot-mounted six CD autochanger replaces the dash-mounted six CD autochanger on models where fitted as standard.



On S and SE models you can choose as an option the front-loading single CD player. Standard on ST models.




The dash-mounted six CD autochanger can be added to either the 'Beta' or 'Gamma' units. Standard on Sport and 'V' range.



The 'Delta' unit, incorporating DSP and a single CD player, is available as an option on all models excluding S and ST.

Exterior paintwork and upholstery.


Non-Metallic paint



Metallic paint*




Pearl Effect paint*




S 'Line' cloth




ST 'Primero' flock




SE 'Motion' velour




Sport, V5, V6 4MOTION 'Tara' velour




ST, SE Optional leather Sports seats



Sport, V5, V6 4MOTION Optional leather Sports seats/'Recaro' sports seats



Sport, V5, V6 4MOTION Optional Alcantara



Please note: The print process does not allow for exact reproduction of the paint and upholstery colours. For further details, please contact your Volkswagen retailer.

* Metallic and Pearl Effect paint are optional at extra cost.

Colour combinations.

| | Seat upholstery | Carpets | Dashboard | Black A1 | Candy White B4 | Ink Blue D3 | Tornado Red G2 | Desert Beige Metallic IW* | Reflex Silver Metallic 8E* | Grey Anthracite Pearl Effect F8* | Bright Green Pearl Effect T3* | Diamond Black Pearl Effect Z4* | Jazz Blue Pearl Effect ID* | Indigo Blue Pearl Effect 7D* | Oceanic Green Pearl Effect 8Z* | Berry Red Pearl Effect 9W* |
|--|-----------------|--------------|--------------------|----------|----------------|-------------|----------------|---------------------------|----------------------------|----------------------------------|-------------------------------|--------------------------------|----------------------------|------------------------------|--------------------------------|----------------------------|
| S – ‘Line’ cloth | | | | | | | | | | | | | | | | |
| Black | FP | Black | Black | ● | ● | ● | ● | ● | ● | ● | ● | ● | ● | ● | ● | ● |
| Flannel Grey | FU | Flannel Grey | Black/Flannel Grey | ● | ● | ● | ● | ● | ● | ● | ● | ● | ● | ● | ● | ● |
| Beige | FZ | Beige | Beige/Black | ● | ● | ● | - | ● | - | ● | ● | ● | ● | ● | ● | ● |
| ST – ‘Primero’ flock | | | | | | | | | | | | | | | | |
| Black | RW | Black | Black | ● | ● | ● | ● | ● | ● | ● | ● | ● | ● | ● | ● | ● |
| Flannel Grey | RX | Grey | Black/Grey | ● | ● | ● | ● | ● | ● | ● | ● | ● | ● | ● | ● | ● |
| Beige | RY | Beige | Black/Beige | ● | ● | ● | - | ● | - | ● | ● | ● | ● | ● | ● | ● |
| SE – ‘Motion’ velour | | | | | | | | | | | | | | | | |
| Black | CM | Black | Black | ● | ● | ● | ● | ● | ● | ● | ● | ● | ● | ● | ● | ● |
| Grey | CR | Grey | Black/Grey | ● | ● | ● | ● | ● | ● | ● | ● | ● | ● | ● | ● | ● |
| Beige | CZ | Beige | Black/Beige | ● | ● | ● | - | ● | - | ● | ● | ● | ● | ● | ● | ● |
| Sport, V5, V6 4MOTION – ‘Tara’ velour | | | | | | | | | | | | | | | | |
| Black | HT | Black | Black | ● | ● | ● | ● | ● | ● | ● | ● | ● | ● | ● | ● | ● |
| Flannel Grey | HU | Flannel Grey | Black/Flannel Grey | ● | ● | ● | ● | ● | ● | ● | ● | ● | ● | ● | ● | ● |
| Beige | HW | Beige | Beige/Black | ● | ● | ● | - | ● | - | ● | ● | ● | ● | ● | ● | ● |
| ST, SE – Optional leather – Sports seats | | | | | | | | | | | | | | | | |
| Black | VA | Black | Black/Black | ○ | ○ | ○ | ○ | ○ | ○ | ○ | ○ | ○ | ○ | ○ | ○ | ○ |
| Flannel Grey | VE | Flannel Grey | Black/Flannel Grey | ○ | ○ | ○ | ○ | - | ○ | ○ | ○ | ○ | ○ | ○ | ○ | ○ |
| Beige | VH | Beige | Black/Beige | ○ | ○ | ○ | - | ○ | - | ○ | ○ | ○ | ○ | ○ | ○ | ○ |
| Sport, V5, V6 4MOTION – Optional leather – Sports seats/‘Recaro’ sports seats | | | | | | | | | | | | | | | | |
| Flannel Grey | VR | Flannel Grey | Black/Flannel Grey | ○ | ○ | ○ | ○ | - | ○ | ○ | ○ | ○ | ○ | ○ | ○ | ○ |
| Black | VV | Black | Black/Black | ○ | ○ | ○ | ○ | ○ | ○ | ○ | ○ | ○ | ○ | ○ | ○ | ○ |
| Beige | VW | Beige | Black/Beige | ○ | ○ | ○ | - | ○ | - | ○ | ○ | ○ | ○ | ○ | ○ | ○ |
| Sport, V5, V6 4MOTION – Optional Alcantara | | | | | | | | | | | | | | | | |
| Black | JJ | Black | Black/Black | ○ | ○ | ○ | ○ | - | ○ | ○ | ○ | ○ | ○ | ○ | ○ | ○ |

● Standard ○ Optional at extra cost - Not available

Please note:

* Metallic and Pearl Effect paint are optional at extra cost.

Technical specification.

| | SE 1.6 litre 102 PS (Automatic only) | S, SE 1.6 litre 105 PS | S, SE, Sport 2.0 litre 115 PS | ST, Sport 1.8 litre Turbo 150 PS | ST, Sport 1.8 litre Turbo 180 PS | V5 2.3 litre 170 PS | V6 4MOTION 2.8 litre 204 PS | | |
|--|--|--|--|--|--|--|--|---|-----------|
| Engine: | <i>Front transversely mounted four cylinder in-line – petrol, alloy cylinder block and cylinder head with single overhead camshaft (Double overhead camshaft on 1.6 litre 105 PS engine)</i> | | | <i>Front transversely mounted four cylinder in-line – petrol, alloy cylinder block and cylinder head with double overhead camshaft</i> | | <i>Front transversely mounted five/six cylinder 15° 'V' – petrol, cast iron cylinder block, alloy cylinder head with single overhead camshaft per bank</i> | | | |
| Number of valves | Two per cylinder | Four per cylinder | Two per cylinder | Five per cylinder | Five per cylinder | Four per cylinder | Four per cylinder | | |
| Cubic capacity, ltrs/cc | 1.6/1595 | 1.6/1598 | 2.0/1984 | 1.8/1781 | 1.8/1781 | 2.3/2324 | 2.8/2792 | | |
| Bore/stroke, mm | 81.0/77.4 | 76.5/86.9 | 82.5/92.8 | 81.0/86.4 | 81.0/86.4 | 81.0/90.2 | 81.0/90.2 | | |
| Max. output, PS*/kW | 102/75 | 105/77 | 115/85 | 150/110 | 180/132 | 170/125 | 204/150 | | |
| at rpm | 5600 | 5700 | 5200 | 5700 | 5500 | 6200 | 6200 | | |
| Max. torque, lbs.ft/Nm | 109/148 | 109/148 | 125/170 | 155/210 | 173/235 | 162/220 | 199/270 | | |
| at rpm | 3800 | 4500 | 2400 | 1750-4600 | 1950-5000 | 3200 | 3200 | | |
| Compression ratio | 10.3 : 1 | 11.5 : 1 | 10.5 : 1 | 9.5 : 1 | 9.5 : 1 | 10.8 : 1 | 10.5 : 1 | | |
| Induction | Electronic multipoint injection, variable inlet manifold | Electronic multipoint injection, single cylinder injection | Electronic multipoint injection, single cylinder injection | Electronic multipoint injection, single cylinder injection | Electronic multipoint injection, single cylinder injection | Electronic multipoint injection, variable inlet manifold | Electronic multipoint injection, variable inlet manifold | | |
| Ignition | Electronic | Electronic | Electronic | Electronic | Electronic | Electronic | Electronic | | |
| Exhaust emission control | Catalytic converter lambda control | Catalytic converter lambda control | Catalytic converter lambda control | Catalytic converter lambda control | Catalytic converter lambda control | Catalytic converter lambda control | Catalytic converter lambda control | | |
| Fuel grade, minimum | Premium 95 RON unleaded | Premium 95 RON unleaded | Premium 95 RON unleaded | Premium 95 RON unleaded | Premium 95 RON unleaded | Premium 95 RON unleaded | Premium 95 RON unleaded | | |
| Battery, V/A (Ah) | 12/280 (60) | 12/220 (44) | 12/220 (44) | 12/220 (44) | 12/280 (60) | 12/280 (60) | 12/280 (60) | | |
| Alternator, amps | 90 | 90 | 90 | 90 | 90 | 70 | 70 | | |
| Transmission: | Front wheel drive Four speed auto | Front wheel drive Five speed manual | Front wheel drive Five speed manual | Front wheel drive Five speed manual | Front wheel drive Six speed manual | Front wheel drive Five speed manual | Front wheel drive Five speed auto tiptronic | Four wheel drive Six speed manual | |
| Performance: | Top speed, mph (km/h) (where law permits) | 115 (185) | 119 (192) | 121 (195) | 134 (216) | 142 (228) | 139 (224) | 137 (220) | 146 (235) |
| Acceleration, secs 0 - 62 mph | 12.8 | 11.3 | 11.0 | 8.9 | 8.2 | 8.5 | 9.2 | 7.4 | |
| ABI insurance group | 6 | 6 | 7, 8, 8 | 16 | 16 | 16 | 16 | 17 | |
| Environmental information: | Official fuel consumption according to EU Directive 99/94, mpg/ltr per 100 km | | | | | | | | |
| Urban | 24.1/11.7 | 29.7/9.5 | 24.8/11.4 | 26.2/10.8 | 23.7/11.9 | 22.4/12.6 | 20.3/13.9 | 17.9/15.8 | |
| Extra-urban | 44.1/6.4 | 49.6/5.7 | 44.8/6.3 | 44.8/6.3 | 42.2/6.7 | 41.5/6.8 | 38.2/7.4 | 34.0/8.3 | |
| Combined | 33.6/8.4 | 39.8/7.1 | 34.4/8.2 | 35.3/8.0 | 32.8/8.6 | 31.7/8.9 | 28.8/9.8 | 25.4/11.1 | |
| Fuel tank capacity, galls/ltrs | 12.0/55 | 12.0/55 | 12.0/55 | 12.0/55 | 12.0/55 | 12.0/55 | 12.0/55 | 13.8/63 | |
| Official CO ₂ emission, g/km ¹ | 201 | 170 | 197 | 192 | 206 | 214 | 235 | 266 | |
| Noise, dB | 67 | 71 | 72 | 71 | 73 | 72 | 73 | 74 | |

* Please note: The maximum power output figures are quoted in PS (or Pferdestärke, which is the metric equivalent of horsepower). To convert from metric to imperial horsepower, divide the PS figure by 1.0139.

¹ Please see page 41 for further information on CO₂ emissions.

Specifications subject to change without notice. Information correct as at 1 February 2003. Please note: All data subject to manufacturer's tolerances.

Technical specification.

| | SE 1.6 litre 102 PS (Automatic only) | S, SE 1.6 litre 105 PS | S, SE, Sport 2.0 litre 115 PS | ST, Sport 1.8 litre Turbo 150 PS | ST, Sport 1.8 litre Turbo 180 PS | V5 2.3 litre 170 PS | V6 4MOTION 2.8 litre 204 PS | | |
|---|--|----------------------------------|---|---|--|-------------------------------|---------------------------------------|---------------------|--|
| Running gear: | | | | | | | | | |
| Front axle | Independent, McPherson struts and coil springs. Anti-roll bar Track stabilising steering geometry | | | Independent, McPherson struts and coil springs. Anti-roll bar Track stabilising steering geometry | | | | | |
| Rear axle | Torsion beam trailing arm with track-correcting bearings. Anti-roll bar | | | Torsion beam trailing arm with track-correcting bearings (multilink on V6 4MOTION only). Anti-roll bar | | | | | |
| Steering | Power-assisted, maintenance-free rack and pinion. Safety steering column | | | Power-assisted, maintenance-free rack and pinion. Safety steering column | | | | | |
| Brakes system | ABS with EBD. Diagonally split circuits with ESP. Servo assisted | | | ABS with EBD. Diagonally split circuits with ESP. Servo assisted. Load sensitive brake pressure regulator | | | | | |
| Front | Ventilated discs | Ventilated discs | Ventilated discs | Ventilated discs | Ventilated discs | Ventilated discs | Ventilated discs | | |
| Rear | Discs | Discs | Discs | Discs | Discs | Ventilated discs | Ventilated discs | | |
| Turning circle, ft/m | 35.8/10.9 | 35.8/10.9 | 35.8/10.9 | 35.8/10.9 | 35.8/10.9 | 35.8/10.9 | 35.8/10.9 | | |
| Wheels and tyres: | | | | | | | | | |
| Wheel size | 6½J x 16 | 6J x 15 ¹ | 6J x 15 ¹ | 6J x 15 ¹ | 6½J x 16 | 6½J x 16 | 6½J x 16 | | |
| Wheel type | Alloy 'Le Castellet' | Steel ¹ | Steel ¹ | Alloy 'Jarama' ¹ | Alloy 'Le Castellet' | Alloy 'Pau' | Alloy 'Brands Hatch' | | |
| Tyre size | 205/55 R16W | 195/65 R15V ¹ | 195/65 R15V ¹ | 195/65 R15V ¹ | 205/55 R16W | 205/55 R16W | 205/55 R16W | | |
| Spare wheel | Full size steel | Full size steel | Full size steel | Full size steel | Full size steel | Full size steel | Temporary space-saver | | |
| Weights, lbs/kgs: | | | | | | | | | |
| | Four speed auto | Five speed manual | Five speed manual | Five speed manual | Six speed manual | Five speed manual | Five speed auto tiptronic | Six speed manual | |
| Unladen weight† | 3030/1374 | 2999/1360 | 3036/1377 | 3061/1388 | 3164/1435 | 3160/1433 | 3257/1477 | 3462/1570 | |
| Gross vehicle weight | 3925/1780 | 3881/1760 | 3925/1780 | 3947/1790 | 4057/1840 | 4057/1840 | 4145/1880 | 4344/1970 | |
| Payload† | 895/406 | 882/400 | 889/403 | 886/402 | 893/405 | 897/407 | 889/403 | 882/400 | |
| Axle load limit: Front | 2007/910 | 1962/890 | 2007/910 | 2051/930 | 2161/980 | 2161/980 | 2249/1020 | 2249/1020 | |
| Rear | 2051/930 | 2051/930 | 2051/930 | 2051/930 | 2051/930 | 2051/930 | 2051/930 | 2271/1030 | |
| Trailer load limits, lbs/kgs: | | | | | | | | | |
| Braked 12% incline | 2646/1200 | 2646/1200 | 3087/1400 | 2867/1300 | 2867/1300 | 3308/1500 | 3528/1600 | | |
| Unbraked | 1323/600 | 1323/600 | 1323/600 | 1323/600 | 1323/600 | 1433/650 | 1544/700 | | |
| Towbar load limit | 165/75 | 165/75 | 165/75 | 165/75 | 165/75 | 165/75 | 165/75 | | |
| Max. roof load | 165/75 | 165/75 | 165/75 | 165/75 | 165/75 | 165/75 | 165/75 | | |
| Max. luggage capacity, cu.ft (litres): | | | | | | | | | |
| | VDA measuring method using 200 x 100 x 50 mm blocks | | | VDA measuring method using 200 x 100 x 50 mm blocks | | | | | |
| With rear seat upright | 16.1 (455) | 16.1 (455) | 16.1 (455) | 16.1 (455) | 16.1 (455) | 16.1 (455) | 12.0 (340) | | |
| With rear seat folded | 27.7 (785) | 27.7 (785) | 27.7 (785) | 27.7 (785) | 27.7 (785) | 27.7 (785) | 23.7 (670) | | |

¹ SE and Sport models have 6½J x 16 'Le Castellet' alloy wheels with 205/55 R16W tyres and anti-theft wheel bolts.

† Figures are calculated in accordance with manufacturer's criteria.

Specifications subject to change without notice. Information correct as at 1 February 2003. Please note: All data subject to manufacturer's tolerances.

Technical specification.

| | S, SE | | ST, SE, Sport | | Sport |
|--------------------------|---|-------------|---|-------------|---|
| | 1.9 TDI PD 100 PS | | 1.9 TDI PD 130 PS | | 1.9 TDI PD 150 PS |
| Engine: | <i>Front transversely mounted four cylinder in-line – diesel, cast iron cylinder block, alloy cylinder head with single overhead camshaft</i> | | | | |
| Number of valves | Two per cylinder | | Two per cylinder | | Two per cylinder |
| Cubic capacity, ltrs/cc | 1.9/1896 | | 1.9/1896 | | 1.9/1896 |
| Bore/stroke, mm | 79.5/95.5 | | 79.5/95.5 | | 79.5/95.5 |
| Max. output, PS*/kW | 100/74 | | 130/96 | | 150/110 |
| at rpm | 4000 | | 4000 | | 4000 |
| Max. torque, lbs.ft/Nm | 177/240 | | 228/310 | | 236/320 |
| at rpm | 1800 | | 1900 | | 1900 |
| Compression ratio | 19.0 : 1 | | 19.0 : 1 | | 18.5 : 1 |
| Induction | Direct injection – with unit injectors, turbocharged with intercooler | | Direct injection – with unit injectors, turbocharged with intercooler | | Direct injection – with unit injectors, turbocharged with intercooler |
| Exhaust emission control | Catalytic converter | | Catalytic converter | | Catalytic converter |
| Fuel grade, minimum | Diesel | | Diesel | | Diesel |
| Battery, V/A (Ah) | 12/340 (70) | 12/380 (80) | 12/380 (80) | 12/380 (80) | 12/340 (70) |
| Alternator, amps | 120 | 70 | 120 | 70 | 120 |

| | S, SE | | ST, SE, Sport | | Sport |
|----------------------|--------------------------|--|-------------------|---------------------------|-------------------|
| | 1.9 TDI PD 100 PS | | 1.9 TDI PD 130 PS | | 1.9 TDI PD 150 PS |
| Transmission: | <i>Front wheel drive</i> | | | | |
| Gearbox | Five speed manual | Five speed auto tiptronic ¹ | Six speed manual | Five speed auto tiptronic | Six speed manual |

| | S, SE | | ST, SE, Sport | | Sport |
|-------------------------------|------------------------------|-----------|-------------------|-----------|-------------------|
| | 1.9 TDI PD 100 PS | | 1.9 TDI PD 130 PS | | 1.9 TDI PD 150 PS |
| Performance: | <i>Top speed, mph (km/h)</i> | | | | |
| (where law permits) | 117 (188) | 115 (185) | 127 (205) | 126 (202) | 134 (216) |
| Acceleration, secs 0 - 62 mph | 12.1 | 13.5 | 10.1 | 10.9 | 9.0 |
| ABI insurance group | 6, 8 | 8 | 8, 8, 13 | 8, 8, 13 | 13 |

| | S, SE | | ST, SE, Sport | | Sport |
|--|--|----------|-------------------|----------|-------------------|
| | 1.9 TDI PD 100 PS | | 1.9 TDI PD 130 PS | | 1.9 TDI PD 150 PS |
| Environmental information: | <i>Official fuel consumption according to EU Directive 99/94, mpg/ltr per 100 km</i> | | | | |
| Urban | 41.5/6.8 | 32.1/8.8 | 39.2/7.2 | 31.0/9.1 | 38.7/7.3 |
| Extra-urban | 64.2/4.4 | 53.3/5.3 | 61.4/4.6 | 54.3/5.2 | 62.8/4.5 |
| Combined | 53.3/5.3 | 42.8/6.6 | 51.4/5.5 | 42.8/6.6 | 51.4/5.5 |
| Fuel tank capacity, galls/ltrs | 12.0/55 | 12.0/55 | 12.0/55 | 12.0/55 | 12.0/55 |
| Official CO ₂ emission, g/km [†] | 143 | 178 | 149 | 178 | 149 |
| Noise, dB | 74 | 69 | 72 | 72 | 74 |

Specifications subject to change without notice. Information correct as at 1 February 2003. Please note: All data subject to manufacturer's tolerances.

¹ Five speed auto tiptronic is not available on S models.

² SE and Sport models have 6½J x 16 'Le Castellet' alloy wheels with 205/55 R16W tyres and anti-theft wheel bolts.

* Please note: The maximum power output figures are quoted in PS (or Pferdestärke, which is the metric equivalent of horsepower). To convert from metric to imperial horsepower, divide the PS figure by 1.0139.

[†] Please see page 41 for further information on CO₂ emissions.

[‡] Figures are calculated in accordance with manufacturer's criteria.

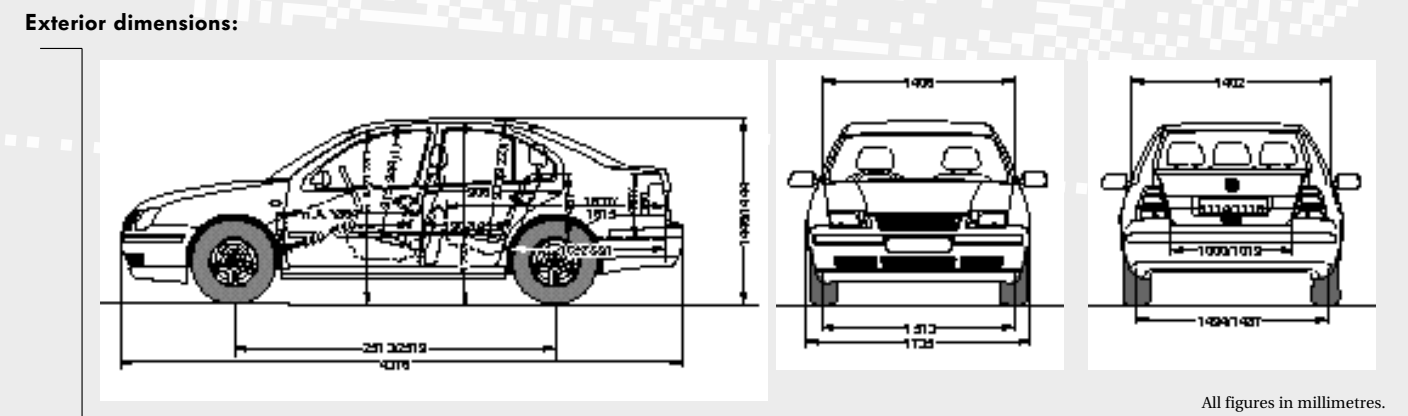
| | S, SE | | ST, SE, Sport | | Sport |
|----------------------|---|------------------|-------------------|------------------|-------------------|
| | 1.9 TDI PD 100 PS | | 1.9 TDI PD 130 PS | | 1.9 TDI PD 150 PS |
| Running gear: | <i>Independent, McPherson struts and coil springs. Anti-roll bar.</i> | | | | |
| Front axle | <i>Track stabilising steering geometry</i> | | | | |
| Rear axle | <i>Torsion beam trailing arm with track-correcting bearings. Anti-roll bar</i> | | | | |
| Steering | <i>Power-assisted, maintenance-free rack and pinion. Safety steering column</i> | | | | |
| Brakes system | <i>ABS with EBD. Diagonally split circuits with ESP. Servo assisted.</i> | | | | |
| | <i>Load sensitive brake pressure regulator</i> | | | | |
| Front | Ventilated discs | Ventilated discs | Ventilated discs | Ventilated discs | Ventilated discs |
| Rear | Discs | Discs | Discs | Discs | Discs |
| Turning circle, ft/m | 35.8/10.9 | 35.8/10.9 | 35.8/10.9 | 35.8/10.9 | 35.8/10.9 |

| | S, SE | | ST, SE, Sport | | Sport |
|--------------------------|--------------------------|--|-----------------------------|--|----------------------|
| | 1.9 TDI PD 100 PS | | 1.9 TDI PD 130 PS | | 1.9 TDI PD 150 PS |
| Wheels and tyres: | <i>Wheel size</i> | | | | |
| | 6J x 15 ² | | 6J x 15 ² | | 6½J x 16 |
| | <i>Wheel type</i> | | | | |
| | Steel ² | | Alloy 'Jarama' ² | | Alloy 'Le Castellet' |
| | <i>Tyre size</i> | | | | |
| | 195/65 R15V ² | | 195/65 R15V ² | | 205/55 R16W |
| | <i>Spare wheel</i> | | | | |
| | Full size steel | | Full size steel | | Full size steel |

| | S, SE | | ST, SE, Sport | | Sport |
|-----------------------------|-------------------|-----------|--|-----------|-------------------|
| | 1.9 TDI PD 100 PS | | 1.9 TDI PD 130 PS | | 1.9 TDI PD 150 PS |
| Weights, lbs/kgs: | Five speed manual | | Five speed auto tiptronic ¹ | | Six speed manual |
| Unladen weight [‡] | 3147/1427 | 3266/1481 | 3175/1440 | 3277/1486 | 3180/1442 |
| Gross vehicle weight | 4035/1830 | 4167/1890 | 4079/1850 | 4167/1890 | 4079/1850 |
| Payload [‡] | 889/403 | 902/409 | 904/410 | 891/404 | 900/408 |
| Axle load limit: Front | 2117/960 | 2249/1020 | 2161/980 | 2249/1020 | 2161/980 |
| Rear | 2051/930 | 2051/930 | 2051/930 | 2051/930 | 2051/930 |

| | S, SE | | ST, SE, Sport | | Sport |
|--------------------------------------|--------------------|--|-------------------|--|-------------------|
| | 1.9 TDI PD 100 PS | | 1.9 TDI PD 130 PS | | 1.9 TDI PD 150 PS |
| Trailer load limits, lbs/kgs: | Braked 12% incline | | 3087/1400 | | 3087/1400 |
| | 2867/1300 | | 3087/1400 | | 3087/1400 |
| | 1323/600 | | 1323/600 | | 1323/600 |
| | 165/75 | | 165/75 | | 165/75 |
| | 165/75 | | 165/75 | | 165/75 |

| | S, SE | | ST, SE, Sport | | Sport |
|---|--|--|-------------------|--|-------------------|
| | 1.9 TDI PD 100 PS | | 1.9 TDI PD 130 PS | | 1.9 TDI PD 150 PS |
| Max. luggage capacity, cu.ft (litres): | <i>VDA measuring method using 200 x 100 x 50 mm blocks</i> | | | | |
| With rear seat upright | 16.1 (455) | | 16.1 (455) | | 16.1 (455) |
| With rear seat folded | 27.7 (785) | | 27.7 (785) | | 27.7 (785) |



All figures in millimetres.

Standard equipment.

Safety and Security:

| | S | ST | SE | Sport | V5 | V6 4MOTION |
|--|---|----|----|-------|----|------------|
| ABS: Anti-lock brakes | ● | ● | ● | ● | ● | ● |
| Airbags: Driver's, front passenger's and front seat side impact airbags | ● | ● | ● | ● | ● | ● |
| Alarm: With interior protection | ● | ● | ● | ● | ● | ● |
| Body: Fully galvanised with 12-year anti-corrosion warranty | ● | ● | ● | ● | ● | ● |
| Door side impact protection | ● | ● | ● | ● | ● | ● |
| Rigid safety cell with front and rear crumple zones | ● | ● | ● | ● | ● | ● |
| Central locking: With security protection | ● | ● | ● | ● | ● | ● |
| Radio wave remote control | ● | ● | ● | ● | ● | ● |
| Electronic engine immobiliser, coded transponder | ● | ● | ● | ● | ● | ● |
| ESP: Electronic Stabilisation Programme – includes EDL (Electronic Differential Lock) and ASR (Traction Control) | ● | ● | ● | ● | ● | ● |
| Head restraints: Front adjustable | ● | ● | ● | ● | ● | ● |
| Outer rear adjustable and removable | ● | ● | ● | ● | ● | ● |
| High level third brake light | ● | ● | ● | ● | ● | ● |
| Isofix child seat preparation for rear seat, outer positions | ● | ● | ● | ● | ● | ● |
| Lockable rear seat backrests | ● | ● | ● | ● | ● | ● |
| Seat belts: Front three-point height-adjustable seat belts with tensioners | ● | ● | ● | ● | ● | ● |
| Rear outer three-point seat belts | ● | ● | ● | ● | ● | ● |
| Rear centre static lap belt | ● | ● | ● | ● | ● | ● |

Functional Equipment:

| | | | | | | |
|---|---|---|---|---|---|---|
| Computer: Multifunction, single and total journey memories. Information given on: Driving time, average fuel consumption, distance driven, average speed and external temperature | ● | ● | ● | ● | ● | ● |
| Door mirrors: Electrically heated and adjustable, housing painted in body colour | ● | ● | ● | ● | ● | ● |
| Dust and pollen filter | ● | ● | ● | ● | ● | ● |
| Front fog lights, mounted in headlight units | ○ | ○ | ○ | ● | ● | ● |
| Headlights: Electric height adjustment and warning buzzer for lights if left on | ● | ● | ● | ● | ● | ● |
| Combined headlight and fog light switch | ● | ● | ● | ● | ● | ● |
| Heated rear window | ● | ● | ● | ● | ● | ● |
| In-car 'Beta' radio/cassette with CD changer control | ● | - | - | - | - | - |
| entertainment: Four digit security code with flashing LED. Two x 20 watt output with FM/MW manual/seek tuning, RDS. Auto reverse mechanical tape deck. Four speakers, front and detachable roof aerial | | | | | | |
| 'Gamma' radio/cassette with CD changer control | ○ | ● | ● | ● | ● | ● |
| Four digit security code with flashing LED. Four x 20 watt output with FM/MW manual/seek tuning, RDS/EON. Logic tape deck with 'Dolby' and MSS Music Search System. GALA adjustable vehicle speed-responsive volume control. Eight speakers, four front, four rear and detachable roof aerial | | | | | | |
| Front-loading single CD player | ○ | ● | ○ | - | - | - |
| CD autochanger, six disc, dash-mounted | ○ | ○ | ○ | ● | ● | ● |
| Multifunction steering wheel including cruise control | - | - | ● | ○ | ○ | ○ |
| Power-assisted steering | ● | ● | ● | ● | ● | ● |
| Steering wheel: Height and reach adjustable | ● | ● | ● | ● | ● | ● |
| Windows: Electric front and rear | ● | ● | ● | ● | ● | ● |
| Wipers: Two speed wash/wipe, intermittent wipe with four position delay | ● | ● | ● | ● | ● | ● |
| Rain sensor and automatic dimming rear-view mirror | ○ | ● | ● | ● | ● | ● |

Interior Equipment and Styling:

| | S | ST | SE | Sport | V5 | V6 4MOTION |
|--|---|----|----|-------|----|------------|
| Carpet mats, front and rear ¹ | - | - | - | ● | ● | ● |
| Cup holder: Front | - | ● | ● | ● | ● | ● |
| Rear | - | ○ | ○ | ● | ● | ● |
| Driver and passenger sun visors, third centre sun visor | ● | ● | ● | ● | ● | ● |
| Entry/warning light in front doors | ● | ● | ● | ● | ● | ● |
| Fuel filler flap: Electrically operated via switch on centre console | ● | ● | ● | ● | ● | ● |
| Heating: Air conditioning, manual | ● | ● | ● | - | - | - |
| Air conditioning, electronic climate control | - | ○ | ○ | ● | ● | ● |
| Instruments: Speedo & rev counter, electronic odometer and trip, service interval display, digital clock, fuel & temperature gauge, low fuel warning light, blue adjustable panel illumination | ● | ● | ● | ● | ● | ● |
| Interior lighting: With time delay, front and rear passenger reading lights | ● | ● | ● | ● | ● | ● |
| Load sill protection – stainless steel | ● | ● | ● | ● | ● | ● |
| Luggage compartment light and load restraining hooks | ● | ● | ● | ● | ● | ● |
| Seating: Front, driver's with height adjustment | ● | - | - | - | - | - |
| Front, Sports seats with driver's height adjustment | - | ● | - | - | - | - |
| Front, Comfort seats with height and lumbar adjustment | - | - | ● | - | - | - |
| Front, Sports seats with height and lumbar adjustment | - | - | - | ● | ● | ● |
| Front, centre adjustable armrest with storage compartment | - | - | ● | ● | ● | ● |
| Rear, backrest asymmetrically split with individual fold down facility | ● | ● | ● | ● | ● | ● |
| Rear seat centre armrest | ● | ● | ● | ● | ● | ● |
| Steering wheel: Three-spoke | ● | - | - | - | - | - |
| Three-spoke, leather rimmed | - | ● | ● | ● | ● | ● |
| Storage: Glovebox with illumination, lockable | ● | ● | ● | ● | ● | ● |
| Front door pockets | ● | ● | ● | ● | ● | ● |
| Front seat backrest storage pockets | - | - | - | ● | ● | ● |
| Upholstery: 'Line' cloth | ● | - | - | - | - | - |
| 'Primero' flock | - | ● | - | - | - | - |
| 'Motion' velour | - | - | ● | - | - | - |
| 'Tara' velour | - | - | - | ● | ● | ● |
| Vanity mirrors, illuminated on driver's and passenger's side | ● | ● | ● | ● | ● | ● |
| Aluminium inserts in centre console, ashtray lid and interior door handles | ● | ● | ● | - | - | - |
| Walnut wood inserts in centre console, gear knob, ashtray lid and interior door handles | - | - | - | ● | ● | ● |

Exterior Equipment and Styling:

| | | | | | | |
|--|---|----------------|---|---|---|---|
| Body-coloured bumper strips and side bump strips | - | ● | ● | ● | ● | ● |
| Heat insulating tinted glass | ● | ● | ● | ● | ● | ● |
| Wheels: 6J x 15 steel with full size wheel trims and 195/65 R15V tyres | ● | - | - | - | - | - |
| 6J x 15 'Jarama' alloy wheels with 195/65 R15V tyres and anti-theft wheel bolts | ○ | ● ² | - | - | - | - |
| 6½J x 16 'Le Castellet' alloy wheels with 205/55 R16W tyres and anti-theft wheel bolts | - | ● ² | ● | ● | - | - |
| 6½J x 16 'Pau' alloy wheels with 205/55 R16W tyres and anti-theft wheel bolts | - | - | - | - | ● | - |
| 6½J x 16 'Brands Hatch' alloy wheels with 205/55 R16W tyres and anti-theft wheel bolts | - | - | - | - | - | ● |
| Full size steel spare wheel | ● | ● | ● | ● | ● | - |
| Temporary space-saver spare wheel | - | - | - | - | - | ● |

¹ Please see your retailer for details of retailer supplied accessories.

² 6½J x 16 'Le Castellet' alloy wheels with 205/55 R16W tyres are standard on ST 1.8T 180 PS only.

Volkswagen service

for your *peace* of mind.

The Volkswagen Warranty.

Three-year Warranty.

All Volkswagen Boras now come with a three-year/60,000 miles warranty, which protects your car against the failure of most mechanical and electrical components due to manufacturing defects. This comprises a two-year manufacturer's warranty with unlimited mileage plus a further one-year/60,000 miles (whichever is soonest) Retailer Warranty. Should the mileage exceed 60,000 miles within the first two years, the manufacturer's two-year warranty will still be valid. If an additional warranty for subsequent years or higher mileage is desired, it may be purchased from any authorised Volkswagen retailer; however, this additional warranty must be purchased before the mileage reaches 59,999. Cover is subject to the car being serviced and maintained at an authorised Volkswagen retailer according to the manufacturer's recommendations. Full details of the three-year warranty are available from your Volkswagen retailer. This three-year warranty is only available on vehicles purchased in the UK through an authorised Volkswagen retailer.

Three-year Paint Warranty.

The paintwork of the Bora is covered against manufacturing defects for a period of three years. Naturally, the Bora must be cared for in compliance with the operating instructions which will be found in your vehicle handbook. Please consult your Volkswagen retailer for full warranty details.

12-year Body Protection Warranty.

The internal body sections and panels of the Boras are covered against rusting through from the inside for a period of 12 years. Naturally, the Bora must be cared for in compliance with the operating instructions. Please consult your Volkswagen retailer for full warranty details.

Service Intervals for Petrol and Diesel Engines.

Volkswagen has always been dedicated to protecting the environment. That's why all Boras now come with a Variable (LongLife) Service regime. As a result of more flexible service intervals the engine oil requirement can be significantly reduced over the vehicle's total life, which results in less waste oil to dispose of and reduces the burden on the environment.

With the Variable Service regime there is no predetermined time or mileage for a service. Technology fitted to the Bora will determine when a service is required, depending on your driving style, via the Service Interval Display in the instrument panel. This could be between 9,000* and 19,000* miles on petrol engines and even up to 30,000* on some diesel engines or between 12 and 24 months. Please ask your Volkswagen retailer for full details.

If you would like a more traditional service regime, the Bora can be adapted by your Volkswagen retailer, to an Extended (time/distance) Service regime. This can be done at the point of sale or at the time of a service. Please ask your Volkswagen retailer for full details.

* All mileages are approximate.

Approved Accessories.

A comprehensive range of accessories from alloy wheels to carpet mats is available to complement the factory-fitted option list. Volkswagen Approved accessories purchased from and fitted by your Volkswagen retailer at the point of vehicle sale will also benefit from the three-year vehicle warranty.

Volkswagen Insurance.

Competitive insurance premiums are available to Volkswagen owners through Volkswagen Insurance Service (Great Britain) Limited. Volkswagen Insurance guarantee that all repair work is undertaken by an authorised Volkswagen retailer using only genuine parts, thus ensuring that the manufacturer's warranties remain in force. For a quotation, telephone Linkline on 0845 600 8006.

Extended Warranty.

You may purchase additional protection from your retailer or contact 0870 9000 115.

Volkswagen Finance†.

Volkswagen Finance offers a dedicated service to meet the needs of both the business user and the private motorist. We can help you choose the right type of finance and will tailor the package to meet your specific requirements. Please consult your Volkswagen retailer for details.

† Volkswagen Finance is a trading name of Volkswagen Financial Services (UK) Limited.

Volkswagen Assistance.

Every new car is registered for Volkswagen Assistance for one year. This provides vehicle recovery in the unlikely event of a breakdown (subject to conditions). Volkswagen Assistance can also be purchased for subsequent years. For full details, please contact your Volkswagen retailer.

Tax Free Sales.

For full details, please contact your Volkswagen retailer.

CO₂ Emission.

The weight of a vehicle will influence the level of CO₂ emission it produces; as a result, vehicles with higher levels of specification and factory-fitted options may emit higher levels of CO₂.

The CO₂ figure quoted for each vehicle is the maximum possible. The unladen weight of the vehicle is calculated by range at the time of manufacture and the maximum possible CO₂ emission for that weight range is applied according to the Council Directive 80/1268EEC as amended by Commission Directive 1999/100/EC on the approximation of the laws of the member states relating to the carbon dioxide emissions and the fuel consumption of motor vehicles.

Please Note:

Some illustrations in this brochure do not necessarily reflect UK specifications and may not be available. In particular, controls and some items of equipment are positioned differently for the UK.

The specifications contained in this brochure are for information purposes only and are subject to change. If you require any specific feature, you must consult your Volkswagen retailer who is regularly updated with any change in specification. Please check model availability and full specification details with your Volkswagen retailer prior to ordering.

The TDI® is a registered trademark of VOLKSWAGEN AG.

Note:

We would like to advise you that telephone calls to Volkswagen Customer Care may be monitored and recorded as part of our training and quality assurance processes. All our monitoring and recording processes meet Ofcom regulations.

To *experience* the Bora
for yourself, simply contact
your local Volkswagen retailer.



Model shown is the Bora ST.