

Volkswagen Information Service. Telephone 0800 333 666

Internet: www.volkswagen.co.uk

© Volkswagen Group United Kingdom Limited 2003.

Issue: 3 January 2003. Printed in UK.

PVW009PA



The Passat Saloon

2003 Model Year



The *beautifully*

crafted *Passat*.



Model shown is the Passat S.

The P a s s a t .

6 *Philosophy*

10 *Interior Design*

14 *Safety*

20 *Engines*

26 *Quality*

32 *The Passat S*

34 *The Passat SE*

36 *The Passat Sport*

38 *The Passat 'V' range*

40 *The Passat W8*

44 *Optional Equipment*

52 *Colours and Upholstery*


62 *Technical Specification*

70 *Standard Equipment*

72 *Dimensions and Glossary*

74 *Volkswagen Service*






The Passat is a statement of class. Externally it possesses flowing aerodynamic curves with a quite outstanding finish. Internally it boasts ample space and many luxurious features to ensure every journey is a special experience. And behind the wheel it delivers impressive roadholding and refined performance through a range of highly efficient engines.*

** Please see pages 62, 63, 66 and 67 for fuel consumption figures.*



Model shown is the Passat V5.



The perfect design

through *evolution*.



Why is it that some cars make you instantly feel at home? As if it has been designed especially for you? The answer is quite simple – superb ergonomics. And the Passat is a fine example.

The first things you'll notice are the shape and firmness of the seats. Their contoured and moulded design provides greater support to the spine for comfort, even on the longest journeys.

Once in the driver's seat, you'll realise the second important contribution of ergonomic design – positioning. All the instruments are clearly visible to provide fast information and, likewise, all the switches are where you intuitively expect them, close at hand.

Ergonomic design is complemented by aesthetic beauty. Here you'll observe the illumination of the instrument dials, where blue

lighting is complemented by red needles. The final visual touches to the Passat emphasise its high quality. Such as chrome-plated instrument surrounds and stylish, durable seat fabrics. The 'V' range features Alcantara/leather upholstery with aluminium or wood trim, while the new Passat W8 is upholstered in fine nappa leather with wood and interior chrome line trim.

Interior shown is V6 4MOTION with optional wooden steering wheel and gear knob, and navigation/radio system.



Ample space and contoured seats provide great comfort for rear seat passengers.




By adjusting the height of the driver's seat and length of the steering column, you can achieve the ideal driving position.



For SE models and above, lumbar support in the front seats is standard.

As it isn't always easy to spot *d a n g e r*,
it's *r e a s s u r i n g* to drive a Passat.





For someone who is daily on the road, the one thing that counts above all, besides comfort and performance, is safety. On the Passat a wealth of notable safety features combine to provide added protection.

To start with, there's a four link front axle, an integrated rear axle and additional stabilisers front and rear. The result is not just a smooth and comfortable drive, but also precise steering in and out of curves. With disc brakes all round, an Anti-lock Braking System (ABS) including Brake Assist System (BAS) and Electronic Brake-pressure Distribution (EBD), we've made sure that your Passat remains steerable when braking in most hazardous conditions.

Across the Passat model range, an Electronic Stabilisation Programme (ESP) is standard. This intelligent system compares the actual vehicle movement with predetermined values. If the system recognises a major variation, it reacts by applying the brakes to individual wheels and automatically adjusting the engine's power output helping to correct oversteer, understeer and loss of stability of the vehicle.

The ESP package includes Electronic Differential Lock (EDL) and Anti-Slip Regulation (ASR).

However, this additional safety feature is no excuse to drive recklessly because, despite its proven quality, ESP cannot dispense with the laws of physics.



The Electronic Stabilisation Programme – ESP – helps to prevent losing control in unstable driving conditions.

Driving a car is a great responsibility – not just to the environment and other road users, but to yourself and your passengers. Thankfully the Passat provides valuable assistance.

In the unfortunate event of an accident, the bodywork is constructed with crumple zones that are designed to absorb impact energy. These crumple zones help to protect the inner survival cell and reduce occupant injury.

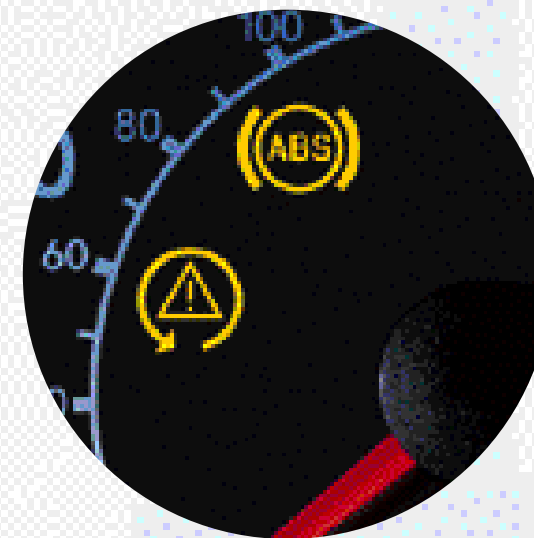
The second most common accident involves side impact. The Passat is, therefore, equipped with reinforced chassis columns, energy absorbing protection padding and side impact bars fitted in every door.

In addition to these safety features, you and your passengers are protected by six airbags. Standard on every Passat are two front and two side airbags to protect the driver and front seat passenger. Two additional curtain airbags are fitted to cushion both front and rear seat occupants. These airbags are situated overhead and cover the front and rear side windows to provide added protection around the head.

For added comfort and safety, the front seat belts are height-adjustable. And the front and the three rear seat belts are three-point belts, fitted with pre-tensioners.



Two curtain airbags are fitted to provide added protection for both front and rear occupants.



ABS sensors constantly monitor all wheel movements.



The airbag safety system reacts in milliseconds.

It's not just about generating power,

it's about *efficient* utilisation.



Model shown is the Passat V6 4MOTION.



The engine of today needs to be highly accomplished to provide a blend of smooth acceleration, relaxed motorway cruising, quietness of operation and low fuel consumption. All these virtues have been taken into account when developing the range of petrol engines available for the Passat.*

You can choose from five petrol engines to suit your performance and budget requirements, starting with a 2.0 litre 130 PS or a 1.8 litre 20V Turbo 150 PS* available for the Passat S, SE and Sport models.*

The Passat V5 is equipped with a powerful five cylinder 2.3 litre engine. Thanks to four valve per cylinder technology, it produces an inspiring 170 PS to deliver impressive all-round performance.*

If it's performance you're seeking, consider the powerful 2.8 litre V6 producing 193 PS and capable of 148 mph (where law permits).*



The smooth and powerful V6 with 2.8 litre capacity.

At the top of the petrol range sits the outstanding W8 with a mighty 275 PS output. This 4.0 litre engine not only accelerates the Passat from 0 - 62 mph in 6.5 seconds, it cruises effortlessly and can reach 155 mph where the law permits. Equally impressive is the torque of the W8 - 370 Nm at just 2,750 rpm. This means plenty of pulling power, even at low engine revs.*

The 2.8 litre V6 and 4.0 litre W8 are also equipped with 4MOTION - a permanent four wheel drive system. This system allows the infinitely variable distribution of the drive, providing optimum traction for most driving situations.

All petrol engines are fitted with a five speed manual gearbox (six speed on W8) and, with the exception of the 2.0 litre 130 PS, the option of a five speed automatic tiptronic.*

** Please see pages 62 and 63 for PS explanation and fuel consumption figures.*



Few areas of automobile technology have advanced as much as Volkswagen's diesel engines in the last few years. The Volkswagen range is a perfect example of how a modern diesel can provide good performance, smooth running and exceptional fuel economy.*

One of the reasons for Volkswagen's fine range of diesels is the introduction of the 'Pumpe Düse' pump injection system. It injects the fuel at extremely high pressure, up to 2,020 bar, direct into the combustion chamber. In this way the energy can be generated more efficiently, boosting performance and lowering fuel consumption.

Turbocharging has also been a key development in the increasing popularity of diesels, providing better performance and added torque, even at lower engine revolutions.

With the Passat, you have a choice of three TDI engines. The S and SE models have two 1.9 litre diesels available,

generating 100 PS and 130 PS*. The 1.9 litre TDI PD 130 PS* is also available in the Passat Sport, but with the added advantage of a six speed manual gearbox and increased torque.*

On SE and Sport models, the 130 PS engine can be specified with 4MOTION technology, also taking advantage of the six speed manual gearbox.*

The flagship Passat TDI is powered by a lively 2.5 litre V6 diesel that generates 150 PS. Linked to a six speed manual gearbox, it is capable of 0 - 62 mph in 9.6 seconds and a top speed of 137 mph, where the law permits. Its fuel consumption is equally impressive, as it can return 40.4 mpg over the Combined fuel cycle*.*

Should you prefer an automatic transmission, you can choose a four speed version for the TDI PD 100 PS or a five speed tiptronic for the TDI PD 130 PS* and V6 TDI.*

** Please see pages 66 and 67 for PS explanation and fuel consumption figures.*

Technology you can *rely* on.



The precise fit of the panels accentuates the exceptional quality of the Passat.



Clear headlights help create a stylish finish.

The underlying philosophy of the Passat is quality. And this is clearly evident by its design, build and roadholding. It also ensures that your Passat will continue to provide you with comfort and performance for many years to come.

Such quality is partly achieved through the design and construction methods employed. For example, large parts of the body are manufactured in one piece for extra strength. And where parts are added, they are attached using computer controlled laser welding wherever possible. Consider the addition of cross and length supports and it's easy to understand how the

Passat achieves its immense rigidity. Such strength has many benefits – it feels taut through corners, it has greater longevity and it helps protect the occupants in the event of an accident.

To help prevent corrosion, the Passat is fully galvanised. It's part of the reason why every Passat is covered by a 12-year body protection warranty for added peace of mind.

Fulfil your expectations.



30
31

Model shown is the Passat SE.



The *P a s s a t* S.

Take a seat behind the wheel of the Passat and you'll soon appreciate its quality in depth. The steering wheel is adjustable for height and reach which combines with the height-adjustable front seats to help

achieve an ideal driving position. Sitting comfortably? Then look around and savour the extensive equipment, all fitted as standard. Like electronic climate control, electrically heated and adjustable door mirrors, electric front

and rear windows, front head restraints, three rear head restraints with rear seat centre three-point seat belt, heat insulating tinted glass, a multifunction computer and a 'Gamma' radio/cassette player

Interior shown is S.

with RDS, eight speakers and a roof aerial. The list goes on with a single CD player, power steering, an alarm with interior protection, remote control central locking, an electronic engine

immobiliser, rear seat armrest, a remote interior fuel flap and boot opener, a lockable split folding rear seat backrest, an Electronic Stabilisation Programme (ESP) and a curtain airbag system.



Roof-mounted airbags help protect the head from injury during a side impact.

Interior shown is SE.

Please note: The SE features a leather covered steering wheel, gear knob, gaiter and handbrake grip as standard.

The Passat SE.

With the Passat SE, you gain a few more features for your comfort and convenience. Such as a dash-mounted six CD autochanger, lumbar support for the driver and front seat passenger and a driver's centre armrest with storage compartment.

The stylish interior of the SE is furnished with sumptuous 'Leon' velour upholstery available in either Black, Flannel Grey or Beige, with leather covered steering wheel, gear knob, gaiter (not auto) and handbrake grip. Externally the SE can be distinguished by 15 inch 'Wellington' alloy wheels and body-coloured bumper strips and side bump strips with chrome inserts.



The front centre armrest includes a convenient storage compartment.



The dash-mounted six CD autochanger provides hours of uninterrupted listening pleasure.



'Wellington' 15" alloy wheels with 205/60 R15 tyres are standard on the SE.



The body-coloured bumper strips and side bump strips with chrome inserts give a distinctive look.





Interior shown is Sport with optional perforated leather sports seats and navigation/radio system.


The Passat Sport.

Throughout the Passat Sport, its exuberant character shows through. Its interior is trimmed with chic 'Primero' flock upholstery and includes supportive front sports seats complete with height adjustment and lumbar support.

There's a leather rimmed three-spoke steering wheel, plus an aluminium finish to the dash trim, ashtray lid and interior door handles.

Head out on the open road and you'll also notice a few other additions that add to

the appeal of the Passat Sport. Like sports suspension, 16 inch 'Road America' alloy wheels, rain sensitive windscreen wipers and an automatic dimming interior rear-view mirror.



A rain sensor regulates the speed of the wipers depending on the weather.



'Road America' 16" alloy wheels with 205/55 R16 tyres are standard on the Sport.



The body-coloured bumper strips and side bump strips with chrome inserts add to the Sport's appeal.



The Passat 'V' range.

The Passat 'V' range epitomises Volkswagen's fine engineering with a choice of three performance orientated engines. There's the V6 TDI which develops a healthy 150 PS to combine power with the exceptional fuel economy associated with diesels.*

Or you could choose one of two superb petrol engines – the V5 2.3 litre 170 PS or the V6 4MOTION 2.8 litre 193 PS. Whichever you choose, you won't be disappointed.

To complement these engines, the 'V' range provides a high level of specification. With Metallic or Pearl Effect paint and 17 inch 'Phoenix' alloy wheels as standard, the 'V' range is visually distinctive. Its exclusive appeal continues inside with Alcantara/leather seats, front and rear textile carpet mats, plus aluminium or wood trim across the dash, ashtray lid and interior door handles.

Interior shown is 'V' range with optional navigation/radio system.

The V6 4MOTION benefits from a permanent four wheel drive system that allows the engine power to be transferred to the wheels with the best traction.

** Please see pages 62, 63, 66 and 67 for fuel consumption figures.*



Heated front seats and windscreen washer jets provide greater comfort over the winter months.



'Phoenix' 17" alloy wheels with 225/45 ZR17Y tyres are standard on the 'V' range.

Power through *h a r m o n y*.

The new Passat W8.





The Passat W8.

The Passat W8 is an all-round athlete – swift in acceleration, built for speed and designed for endurance. The heart of its capability is the eight cylinder 4.0 litre capacity engine that generates 275 PS and powers the car from standstill to 62 mph in just 6.5 seconds. Control and safety are paramount, hence the Passat

W8 is equipped with 4MOTION four wheel drive for the ultimate roadholding experience.

The Passat W8 possesses that classic appeal – a style and quality that avoids the fashion cycle and distinguishes itself from the competition. Such timeless quality is evident throughout the Passat W8 with the use of fine

nappa leather, wood inserts and interior chrome line trim.

The sumptuous interior reflects the quality that is inherent throughout the Passat W8. It is designed for both performance and comfort right down to the smallest detail with such features as an electric memory pack and cruise control as standard.

Interior shown is W8 with optional navigation/radio system and wooden steering wheel and gear knob. Please note that the image shown does not include cruise control which is now fitted as standard to all W8 models.



Exclusive 'Madras' 17" alloy wheels are designed for both performance and aesthetic appeal.



Small, compact and light – results in tremendous performance with compact dimensions.



Twin exhaust tailpipes, both left and right, provide more than aesthetic enhancement.

With a *diverse* range of options, your Passat
can be as *individual* as you are.





The factory-fitted 'Delta' radio with DSP and a single CD player is available as an option.

Digital Sound Processor (DSP)

With DSP you will experience a new dimension to your music collection. Its pre-programmed settings allow you to recreate environments from a concert hall to an intimate jazz club. And with flexible settings, it can cater for your personal tastes – from Rock to Classical.

Please note the separate 'Delta' radio, DSP, navigation systems, dash-mounted six CD autochanger and single CD player are not available in conjunction with each other.

In-car hi-fi

The sound systems in the Passat have been tailored specifically for Volkswagen.

Typical of Volkswagen, we have chosen high specification units that deliver perfect sound.

The 'Delta' system allows you to combine the benefits of digital room simulations available on DSP with a single CD player in one unit. Please note that with this option a boot-mounted six CD autochanger replaces the dash-mounted six CD autochanger on models where fitted as standard.

The system features an external four channel 70 watt amplifier and eight high performance speakers. DSP is fitted in line with the radio unit and processes all signals from the radio, cassette or CD.

The loudspeakers in a car are set at different distances from the listener. DSP smoothes out the subsequent imbalance, giving the impression of being 'in the heart of the music'.



The Digital Sound Processor creates the ideal listening environment, whatever your choice of music.

Navigation systems

The combined satellite navigation and radio unit, with colour screen, offers route guidance via the display of road maps, route information, spoken instructions and visual arrow symbols in the centre of the instrument panel. Radio

functions and, if fitted, control of the six CD boot-mounted autochanger are also provided. The navigation CD reader is mounted in the top of the unit. Please note that the unit will only accept the navigation CDs and NOT audio CDs.



Navigation, radio and CD player in one unit with monochrome screen.

Alternatively, you can choose the monochrome navigation system, radio and CD player in one unit. Route guidance is supplied via arrow symbols in both the unit and a display in the centre of the instrument panel, together with audible recommendations. The CD slot can be used for music CDs when the navigation system is not

Winter pack

The coldest months are the most difficult to drive in, so the Winter pack provides some welcome relief. The heated front seats have five temperature settings and can be individually

controlled. The Winter pack also provides added safety with heated windscreen washer jets to help prevent them freezing. Available for S, SE and Sport models.



The navigation/radio system shows full colour maps to confirm your route.

in use. In addition, this system will also operate the Volkswagen six CD boot-mounted autochanger.

Please note the separate 'Delta' radio, DSP, navigation systems, dash-mounted six CD autochanger and single CD player are not available in conjunction with each other.



The comfort of heated seats forms part of the Winter pack.



Preparing your car to carry children needn't be a lengthy operation.

Integrated child seats

By simply folding back and raising the normal seat, a child can use the normal three-point seat belts. It provides effective protection and is positioned in seconds.

The integrated child seat is suitable for children classified by ECE-R¹ 44/03 standard in Group One (nine to 18 kg), Group Two (15-25 kg) and Group Three (22-36 kg).

We recommend, however, that the child seat only be used for children as of the age of two years.


Please note that children in Group One require a special restraining table which has been approved for use with the integrated child seat and which is available from your Volkswagen retailer. Optional on all models except the W8.

¹Economic Commission of Europe – Regulation.

Solar roof

Have you ever returned to your car during the summer and been faced with an almost unbearable interior heat? Well, why don't you consider this ingenious solar roof?

Whilst it operates as a normal electrically operated sliding sunroof, it also helps cool your car when it's left in direct sunlight. Solar cells power the interior fans so that your interior is cooled without running down your battery.



Solar energy can help cool your car when it's left in direct sunlight.



Bi-Xenon headlights improve road illumination for added safety.

Bi-Xenon headlights

Bi-Xenon headlights use gas discharge technology to produce a much clearer and brighter light which illuminates the road ahead more evenly.

This option also includes a headlight cleaning device and a dynamic reflector control to reduce the dazzle for oncoming drivers. Standard on the W8 and optional on all other models.

Wheels

Four alternative designs are available to create a distinctive and individual finish to your Passat.

All wheels are designed and constructed to the highest standards and are fitted with anti-theft wheel bolts.



Dynamic 'Wellington' 15" alloy wheels with 205/60 R15 tyres. Available for S models.



Elegant 'Road America' 16" alloy wheels with 205/55 R16 tyres. Available for S and SE models.



Stylish 'Donington' 17" alloy wheels with 225/45 R17 tyres. Available for Sport* and 'V' range models.



Sporty 'Phoenix' 17" alloy wheels with 225/45 ZR17Y tyres. Available for Sport* models.

* Please note that sports suspension will be removed with 17" alloy wheels.



The elegant finish of the leather pack.



A wood/leather trimmed steering wheel and gear knob provide a traditional finish.



A multifunction steering wheel is a stylish and practical addition with its conveniently located controls.



A glass electric sunroof provides a refreshing atmosphere.



Cruise control provides a more relaxed drive on longer journeys.



Heat insulated tinted glass can be fitted in the side windows and rear windscreen.


Steering wheels

A choice of steering wheels is available to add a touch of individuality and comfort to your driving. The leather pack is the affordable way to create a classic finish. It includes hand-stitched leather across the four-spoke steering wheel, handbrake lever grip, gear lever and gaiter. This option is available on S models.

Alternatively, you can specify a three-spoke wood/leather steering wheel with a matching gear knob. Available for Sport, 'V' range and W8 models.

Multifunction steering wheel

The multifunction steering wheel with cruise control allows you to operate the cruise control and radio controls without taking your hands off the wheel. For a comfortable grip, it is trimmed in leather.



The rain sensor automatically switches on the wipers when it rains. Available for S and SE models.

Weather pack

This pack includes two innovative features.

Rain sensitive windscreen wipers receive feedback from a screen sensor which adjusts the speed of the wipers accordingly.

The automatic dimming interior rear-view mirror darkens if a following car's lights are too high.

Electric glass sunroof

This sunroof is easy to operate thanks to automatic pre-selection. Just turn the dial and let the sunroof open to your desired setting.

When the sunroof is open, a wind deflector automatically extends to reduce buffeting and a blind prevents dazzling from the sun.

For added safety, an anti-trapping device immediately stops the roof if it meets resistance.

Cruise control

Ideal for long motorway journeys, cruise control allows a speed to be programmed that will be automatically maintained. Activating the brake or clutch will deactivate the cruise control, but the last stored speed will be held in the memory, allowing you to resume cruising speed at the touch of a button. Standard on the W8 and optional on all other models.

Tinted screens

For greater privacy and protection from strong sun rays, the rear windscreen and side windows, from the B pillar backwards, can be fitted with a stronger tinted glass.


Nature provides some *beautiful* colours.

So does the *Passat*.



Exterior paintwork.


Non-Metallic paint




Black (A1)



Candy White (B4)

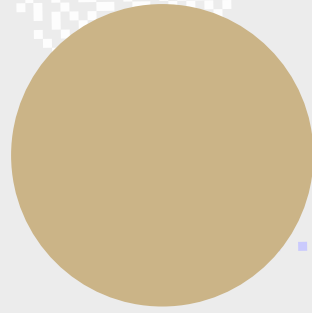


Maritime Blue (K1)




Racing Green (L7)


Metallic paint*




Desert Beige (1W)



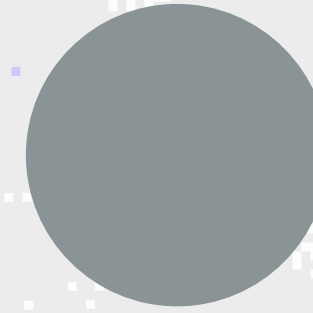
Urban Grey (2A)




Fresco Green (3P)



Silver Blue (5A)



Reflex Silver (8E)




Pine Green (9Y)


Pearl Effect paint*




Grey Anthracite (F8)




Colorado Red (Q7)




Diamond Black (Z4)



Petrol (2Z)†




Deep Blue (6X)†



Indigo Blue (7D)



Inky Blue (8J)



Blue Spirit (9A)†

Please note: The print process does not allow for exact reproduction of the paint colours. For further details, please contact your Volkswagen retailer.

* Metallic and Pearl Effect paint are optional at extra cost. Standard on 'V' range and W8.

† Petrol (2Z), Deep Blue (6X) and Blue Spirit (9A) are only available on the W8.

Standard upholstery.

S
'Line' cloth



Black (FP)

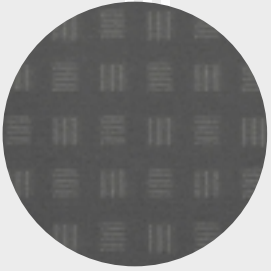


Flannel Grey (FQ)

SE
'Leon' velour



Black (GA)



Flannel Grey (GB)



Beige (GC)

Sport
'Primero' flock sports seats



Flannel Grey (RN)



Black (RW)

V5, V6 4MOTION, V6 TDI
Alcantara/leather sports seats



Flannel Grey/Flannel Grey (JC)



Beige/Beige (JD)




Black/Black (JJ)




Blue/Black (JL)


W8
Fine nappa leather comfort seats



Sunny Beige (YT)



Petrol (YU)




Black (YY)


Please note: The print process does not allow for exact reproduction of the upholstery colours. For further details, please contact your Volkswagen retailer.

Optional upholstery.


SE, V5, V6 4MOTION, V6 TDI
Optional leather



Black (VA)




Flannel Grey (VB)



Beige (VD)


Sport
Optional Alcantara/leather sports seats




Flannel Grey/Flannel Grey (JC)



Beige/Beige (JD)




Black/Black (JJ)




Blue/Black (JL)


Sport, V5, V6 4MOTION, V6 TDI
Optional perforated leather sports seats



Black (ZA)




Flannel Grey (ZH)




Beige (ZJ)


W8
Optional fine nappa leather 'Recaro' sports seats



Black (ZR)



Sunny Beige (ZS)



Petrol (ZT)

Please note: The print process does not allow for exact reproduction of the upholstery colours. For further details, please contact your Volkswagen retailer.

Colour combinations.

Seat upholstery		Carpets	Dashboard	Black A1	Candy White B4	Maritime Blue K1	Racing Green L7	Desert Beige Metallic 1W*	Urban Grey Metallic 2A*	Fresco Green Metallic 3P*	Silver Blue Metallic 5A*	Reflex Silver Metallic 8E*	Pine Green Metallic 9Y*	Grey Anthracite Pearl Effect F8*	Colorado Red Pearl Effect Q7*	Diamond Black Pearl Effect Z4*	Petrol Pearl Effect 2Z*	Deep Blue Pearl Effect 6X*	Indigo Blue Pearl Effect 7D*	Inky Blue Pearl Effect 8J*	Blue Spirit Pearl Effect 9A*			
S – ‘Line’ cloth																								
Black	FP	Black	Black/Black	●	●	●	●	●	●	●	●	●	●	●	●	●	-	-	●	●	-			
Flannel Grey	FQ	Flannel Grey	Dark Platinum/Flannel Grey	●	●	●	●	●	●	●	●	●	●	●	●	●	-	-	●	●	-			
SE – ‘Leon’ velour																								
Black	GA	Black	Black/Black	●	●	●	●	●	●	●	●	●	●	●	●	-	-	●	●	-				
Flannel Grey	GB	Flannel Grey	Dark Platinum/Flannel Grey	●	●	●	●	●	●	●	●	●	●	●	●	-	-	●	●	-				
Beige	GC	Beige	Dark Platinum/Beige	●	-	●	●	●	●	●	-	●	●	●	●	-	-	●	●	-				
Sport – ‘Primero’ flock sports seats																								
Flannel Grey	RN	Flannel Grey	Dark Platinum/Flannel Grey	●	●	●	●	●	●	●	●	●	●	●	●	-	-	●	●	-				
Black	RW	Black	Black/Black	●	●	●	●	●	●	●	●	●	●	●	●	-	-	●	●	-				
V5, V6 4MOTION, V6 TDI – Alcantara/leather sports seats																								
Flannel Grey/Flannel Grey	JC	Flannel Grey	Dark Platinum/Flannel Grey	●	●	●	●	●	●	●	●	●	●	●	●	-	-	●	●	-				
Beige/Beige	JD	Beige	Dark Platinum/Beige	●	-	●	●	●	●	●	-	●	●	●	●	-	-	●	●	-				
Black/Black	JJ	Black	Black/Black	●	●	●	●	●	●	●	●	●	●	●	●	-	-	●	●	-				
Blue/Black	JL	Black	Black/Black	●	-	●	-	-	-	-	●	●	-	-	-	●	-	-	●	●	-			
W8 – Fine nappa leather comfort seats																								
Sunny Beige	YT	Sunny Beige	Dark Platinum/Sunny Beige	●	-	●	●	●	●	●	-	●	●	●	●	●	●	●	●	●	●			
Petrol	YU	Petrol	Black/Petrol	●	●	●	-	●	●	-	●	●	-	●	-	●	-	-	-	-	●			
Black	YY	Black	Black/Black	●	●	●	●	●	●	●	●	●	●	●	●	●	●	●	●	●	●			
SE, V5, V6 4MOTION, V6 TDI – Optional leather																								
Black	VA	Black	Black/Black	○	○	○	○	○	○	○	○	○	○	○	○	-	-	○	○	-				
Flannel Grey	VB	Flannel Grey	Dark Platinum/Flannel Grey	○	○	○	○	○	○	○	○	○	○	○	○	-	-	○	○	-				
Beige	VD	Beige	Dark Platinum/Beige	○	-	○	○	○	○	○	-	○	○	○	○	-	-	○	○	-				
Sport – Optional Alcantara/leather sports seats																								
Flannel Grey/Flannel Grey	JC	Flannel Grey	Dark Platinum/Flannel Grey	○	○	○	○	○	○	○	○	○	○	○	○	-	-	○	○	-				
Beige/Beige	JD	Beige	Dark Platinum/Beige	○	-	○	○	○	○	○	-	○	○	○	○	-	-	○	○	-				
Black/Black	JJ	Black	Black/Black	○	○	○	○	○	○	○	○	○	○	○	○	-	-	○	○	-				
Blue/Black	JL	Black	Black/Black	○	-	○	-	-	-	-	○	○	-	-	-	○	-	-	○	○	-			
Sport, V5, V6 4MOTION, V6 TDI – Optional perforated leather sports seats																								
Black	ZA	Black	Black/Black	○	○	○	○	○	○	○	○	○	○	○	○	-	-	○	○	-				
Flannel Grey	ZH	Flannel Grey	Dark Platinum/Flannel Grey	○	○	○	○	○	○	○	○	○	○	○	○	-	-	○	○	-				
Beige	ZJ	Beige	Dark Platinum/Beige	○	-	○	○	○	○	○	-	○	○	○	○	-	-	○	○	-				
W8 – Optional fine nappa leather ‘Recaro’ sports seats																								
Black	ZR	Black	Black/Black	○	○	○	○	○	○	○	○	○	○	○	○	○	○	○	○	○	○			
Sunny Beige	ZS	Sunny Beige	Dark Platinum/Sunny Beige	○	-	○	○	○	○	○	-	○	○	○	○	○	○	○	○	○	○			
Petrol	ZT	Petrol	Black/Petrol	○	○	○	-	○	○	-	○	○	-	○	-	○	-	-	-	-	○			

● Standard ○ Optional at extra cost - Not available

Please note: * Metallic and Pearl Effect paint are optional at extra cost. Standard on 'V' range and W8.

Technical specification.

	S, SE, Sport 2.0 litre 130 PS	S, SE, Sport 1.8 litre 20V Turbo 150 PS	V5 2.3 litre 170 PS	V6 4MOTION 2.8 litre 193 PS	W8 4.0 litre 275 PS
Engine:					
Installation	Front longitudinal mounted	Front longitudinal mounted	Front longitudinal mounted	Front longitudinal mounted	Front longitudinal mounted
Type	Four cylinder in-line – petrol, cast iron cylinder block, alloy cylinder head with double overhead camshafts	Four cylinder in-line – petrol, cast iron cylinder block, alloy cylinder head with double overhead camshafts	Five cylinder 15° ‘V’ – petrol, cast iron cylinder block, alloy cylinder head with single overhead camshaft per bank	Six cylinder 90° ‘V’ – petrol, cast iron cylinder block, alloy cylinder head with double overhead camshafts per bank	Eight cylinder ‘W’ – petrol, aluminium cylinder block and cylinder head with double overhead camshafts per bank
Number of valves	Five per cylinder	Five per cylinder	Four per cylinder	Five per cylinder	Four per cylinder
Cubic capacity, ltrs/cc	2.0/1984	1.8/1781	2.3/2324	2.8/2771	4.0/3999
Bore/stroke, mm	82.5/92.8	81.0/86.4	81.0/90.2	82.5/86.4	84.0/90.2
Max. output, PS*/kW	130/96	150/110	170/125	193/142	275/202
at rpm	5700	5700	6200	6000	6000
Max. torque, lbs.ft/Nm	144/195	155/210	162/220	207/280	273/370
at rpm	3300	1750	3200	3200	2750
Compression ratio	10.3 : 1	9.5 : 1	10.8 : 1	10.6 : 1	10.8 : 1
Induction	Electronic multipoint injection system (cylinder single injection)	Electronic multipoint injection system (cylinder single injection)	Electronic multipoint injection system (cylinder single injection)	Electronic multipoint injection system (cylinder single injection)	Electronic multipoint injection system (cylinder single injection)
Exhaust emission control	Catalytic converter, lambda control	Catalytic converter, lambda control	Catalytic converter, lambda control	Catalytic converter, lambda control	3-way catalytic converter, lambda control
Fuel grade, minimum	Premium 95 RON unleaded	Premium 95 RON unleaded	Premium 95 RON unleaded	Premium 95 RON unleaded	Premium 95 RON unleaded
Battery, A (Ah)	280 (60)	220 (44) 280 (60)	280 (60) 340 (70)	340 (70) 340 (70)	380 (82) 380 (82)
Alternator, amps	90	90 90	90 120	90 90	150 150
Transmission:					
	Front wheel drive	Front wheel drive	Front wheel drive	Four wheel drive	Four wheel drive
Gearbox	Five speed manual	Five speed manual Five speed auto tiptronic	Five speed manual Five speed auto tiptronic	Five speed manual Five speed auto tiptronic	Six speed manual Five speed auto tiptronic
Performance:					
Top speed, mph (km/h)	130 (209)	137 (221) 134 (215)	142 (228) 140 (224)	148 (238) 145 (233)	155 (250) 155 (250)
(where law permits)					
Acceleration, secs 0 - 62 mph	9.9	9.2 10.5	8.9 TBA	7.8 9.8	6.5 7.8
ABI insurance group	12	14 14	16 16	17 17	18 18
Environmental information:					
Official fuel consumption according to EU Directive 99/94, mpg/ltr per 100 km					
Urban	24.4/11.6	24.6/11.5 20.8/13.6	21.7/13.0 18.8/15.0	18.3/15.4 17.2/16.4	14.5/19.5 14.5/19.5
Extra-urban	46.3/6.1	43.5/6.5 39.2/7.2	39.2/7.2 39.8/7.1	34.9/8.1 35.3/8.0	29.4/9.6 30.4/9.3
Combined	34.9/8.1	34.0/8.3 29.4/9.6	30.4/9.3 28.5/9.9	26.2/10.8 25.4/11.1	21.4/13.2 21.7/13.0
Fuel tank capacity, galls/ltrs	13.6/62	13.6/62 13.6/62	13.6/62 13.6/62	13.6/62 13.6/62	13.6/62 13.6/62
Official CO ₂ emission, g/km ¹	194	199 233	223 238	259 266	317 312
Noise, dB	74	72 71	71 71	72 73	74 72

* Please note: The maximum power output figures are quoted in PS (or Pferdestärke, which is the metric equivalent of horsepower). To convert from metric to imperial horsepower, divide the PS figure by 1.0139.

¹ Please see page 75 for further information on CO₂ emissions.

Specifications subject to change without notice. Information correct as at 3 January 2003. Please note: All data subject to manufacturer's tolerances.

Technical specification.

	S, SE, Sport 2.0 litre 130 PS	S, SE, Sport 1.8 litre 20V Turbo 150 PS	V5 2.3 litre 170 PS	V6 4MOTION 2.8 litre 193 PS	W8 4.0 litre 275 PS				
Running gear:									
Front axle	Four link with combined spring and shock absorber units. Anti-roll bar. Track stabilising steering geometry	Four link with combined spring and shock absorber units. Anti-roll bar. Track stabilising steering geometry	Four link with combined spring and shock absorber units. Anti-roll bar. Track stabilising steering geometry	Four link with combined spring and shock absorber units. Anti-roll bar. Track stabilising steering geometry	Multi-link with combined spring and shock absorber units. Anti-roll bar. Track stabilising steering geometry				
Rear axle, two wheel drive	Torsion beam trailing arm with track-correcting bearings	Torsion beam trailing arm with track-correcting bearings	Torsion beam trailing arm with track-correcting bearings	–	–				
Rear axle, four wheel drive	–	–	–	Double wishbone with anti-roll bar	Double wishbone with anti-roll bar				
Steering	Power-assisted maintenance-free rack and pinion. Safety steering column	Power-assisted maintenance-free rack and pinion. Safety steering column	Power-assisted maintenance-free rack and pinion. Safety steering column	Power-assisted maintenance-free rack and pinion. Safety steering column	Power-assisted maintenance-free rack and pinion. Safety steering column				
Brakes system	ABS (Anti-lock Braking System). Diagonally split circuits. Servo assisted. EBD (Electronic Brake-pressure Distribution)	ABS (Anti-lock Braking System). Diagonally split circuits. Servo assisted. EBD (Electronic Brake-pressure Distribution)	ABS (Anti-lock Braking System). Diagonally split circuits. Servo assisted. EBD (Electronic Brake-pressure Distribution)	ABS (Anti-lock Braking System). Diagonally split circuits. Servo assisted. EBD (Electronic Brake-pressure Distribution)	ABS (Anti-lock Braking System). Diagonally split circuits. Servo assisted. EBD (Electronic Brake-pressure Distribution)				
Front	Ventilated discs	Ventilated discs	Ventilated discs	Ventilated discs	Ventilated discs				
Rear	Discs	Discs	Discs	Ventilated discs	Ventilated discs				
Turning circle, ft/m	37/11.4	37/11.4	37/11.4	37/11.4	37.7/11.5				
Wheels and tyres:									
Wheel size	6J x 15 ^{1,2}	6J x 15 ^{1,2}	7J x 17	7J x 17	7½J x 17 ³				
Wheel type	Steel ^{1,2}	Steel ^{1,2}	Alloy 'Phoenix'	Alloy 'Phoenix'	Alloy 'Madras' ³				
Tyre size	195/65 R15 ^{1,2}	195/65 R15 ^{1,2}	225/45 ZR17Y	225/45 ZR17Y	225/45 R17Y ³				
Spare wheel	Full size steel	Full size steel	Full size steel	Full size steel	Temporary space-saver				
Weights, lbs/kgs:									
	Five speed manual	Five speed manual	Five speed auto tiptronic	Five speed manual	Five speed auto tiptronic	Five speed manual	Five speed auto tiptronic	Six speed manual	Five speed auto tiptronic
Unladen weight†	3374/1530	3393/1539	3517/1595	3524/1598	3629/1646	3749/1700	3890/1764	3949/1791	4062/1842
Gross vehicle weight	4256/1930	4278/1940	4410/2000	4410/2000	4520/2050	4653/2110	4785/2170	4895/2220	5005/2270
Payload†	882/400	884/401	893/405	886/402	891/404	904/410	895/406	946/429	944/428
Axle load limit: Front	2227/1010	2249/1020	2381/1080	2381/1080	2492/1130	2404/1090	2536/1150	2602/1180	2712/1230
Rear	2205/1000	2205/1000	2205/1000	2205/1000	2205/1000	2381/1080	2381/1080	2404/1090	2404/1090
Trailer load limits, lbs/kgs:									
Braked 12% incline	3087/1400	2867/1300	3308/1500	3308/1500	TBA	3969/1800	3969/1800	4631/2100	4631/2100
Unbraked	1433/650	1433/650	1433/650	1544/700	1544/700	1654/750	1654/750	1654/750	1654/750
Towbar load limit	165/75	165/75	165/75	165/75	165/75	165/75	165/75	187/85	187/85
Max. roof load	221/100	221/100	221/100	221/100	221/100	221/100	221/100	221/100	221/100
Max. luggage capacity, cu.ft (litres):									
	VDA measuring method using 200 x 100 x 50 mm blocks			VDA measuring method using 200 x 100 x 50 mm blocks					
With rear seat upright	16.8 (475)	16.8 (475)	16.8 (475)	16.8 (475)	16.8 (475)	14.1 (400)	14.1 (400)	14.1 (400)	14.1 (400)
With rear seat folded	28.2 (800)	28.2 (800)	28.2 (800)	28.2 (800)	28.2 (800)	–	–	–	–

¹ SE models have 7J x 15 'Wellington' alloy wheels with 205/60 R15 tyres and anti-theft wheel bolts.

² Sport models have 7J x 16 'Road America' alloy wheels with 205/55 R16 tyres and anti-theft wheel bolts.

³ W8 models can also have 7½J x 17 'Atlanta' alloy wheels with 225/45 ZR17Y tyres and anti-theft wheel bolts as a no cost option.

[†] Figures are calculated in accordance with manufacturer's criteria.

Specifications subject to change without notice. Information correct as at 3 January 2003. Please note: All data subject to manufacturer's tolerances.

Technical specification.

	S, SE 1.9 TDI PD 100 PS		S, SE, Sport¹ 1.9 TDI PD 130 PS			SE, Sport 1.9 TDI PD 130 PS 4MOTION		V6 TDI 2.5 litre 150 PS	
Engine:									
Installation	Front longitudinal mounted		Front longitudinal mounted			Front longitudinal mounted		Front longitudinal mounted	
Type	Four cylinder in-line – diesel, cast iron cylinder block, alloy cylinder head with single overhead camshaft		Four cylinder in-line – diesel, cast iron cylinder block, alloy cylinder head with single overhead camshaft			Four cylinder in-line – diesel, cast iron cylinder block, alloy cylinder head with single overhead camshaft		Six cylinder 90° 'V' – diesel, cast iron cylinder block, alloy cylinder head with double overhead camshafts per bank	
Number of valves	Two per cylinder		Two per cylinder			Two per cylinder		Four per cylinder	
Cubic capacity, ltrs/cc	1.9/1896		1.9/1896			1.9/1896		2.5/2496	
Bore/stroke, mm	79.5/95.5		79.5/95.5			79.5/95.5		78.3/86.4	
Max. output, PS*/kW	100/74		130/96			130/96		150/110	
at rpm	4000		4000			4000		4000	
Max. torque, lbs.ft/Nm	184/250		210/285 228/310 228/310			228/310		228/310	
at rpm	1900		1750 1900 1900			1900		1500	
Compression ratio	19.0 : 1		19.0 : 1			19.0 : 1		19.5 : 1	
Induction	Direct injection – with unit injectors, turbocharged with intercooler		Direct injection – with unit injectors, turbocharged with intercooler			Direct injection – with unit injectors, turbocharged with intercooler		Direct injection – distributor pump, turbocharged with intercooler	
Exhaust emission control	Unregulated catalyst		Unregulated catalyst			Unregulated catalyst		Unregulated catalyst	
Fuel grade, minimum	Diesel		Diesel			Diesel		Diesel	
Battery, A (Ah)	380 (80)	380 (80)	380 (80)	380 (80)	380 (80)	380 (80)	420 (82)	420 (82)	
Alternator, amps	120	70	120	120	70	120	90	90	
Transmission:									
	Front wheel drive		Front wheel drive			Four wheel drive		Front wheel drive	
Gearbox	Five speed manual	Four speed auto	Five speed manual	Six speed manual ¹	Five speed auto tiptronic	Six speed manual	Six speed manual	Five speed auto tiptronic	
Performance:									
Top speed, mph (km/h)	119 (191)	115 (185)	129 (208)	129 (208)	126 (203)	127 (204)	137 (220)	133 (214)	
(where law permits)									
Acceleration, secs 0 - 62 mph	12.4	14.3	9.9	9.9	11.5	10.4	9.6	10.7	
ABI insurance group	12	12	12	12	12	TBA	15	15	
Environmental information:									
Official fuel consumption according to EU Directive 99/94, mpg/ltr per 100 km									
Urban	39.2/7.2	29.4/9.6	36.2/7.8	37.2/7.6	28.0/10.1	33.2/8.5	28.2/10.0	24.4/11.6	
Extra-urban	60.1/4.7	52.3/5.4	60.1/4.7	58.9/4.8	50.4/5.6	53.3/5.3	52.3/5.4	45.6/6.2	
Combined	50.4/5.6	40.9/6.9	48.7/5.8	48.7/5.8	39.2/7.2	43.5/6.5	40.4/7.0	34.9/8.1	
Fuel tank capacity, galls/ltrs	13.6/62	13.6/62	13.6/62	13.6/62	13.6/62	13.6/62	13.6/62	13.6/62	
Official CO ₂ emission, g/km [†]	151	186	154	157	194	176	189	219	
Noise, dB	72	72	72	74	70	TBA	72	74	

¹ Six speed manual gearbox only available on the Sport model.

* Please note: The maximum power output figures are quoted in PS (or Pferdestärke, which is the metric equivalent of horsepower). To convert from metric to imperial horsepower, divide the PS figure by 1.0139.

[†] Please see page 75 for further information on CO₂ emissions.

Specifications subject to change without notice. Information correct as at 3 January 2003. Please note: All data subject to manufacturer's tolerances.

Technical specification.

	S, SE 1.9 TDI PD 100 PS		S, SE, Sport¹ 1.9 TDI PD 130 PS			SE, Sport 1.9 TDI PD 130 PS 4MOTION		V6 TDI 2.5 litre 150 PS	
Running gear:									
Front axle	Four link with combined spring and shock absorber units. Anti-roll bar. Track stabilising steering geometry		Four link with combined spring and shock absorber units. Anti-roll bar. Track stabilising steering geometry			Four link with combined spring and shock absorber units. Anti-roll bar. Track stabilising steering geometry		Four link with combined spring and shock absorber units. Anti-roll bar. Track stabilising steering geometry	
Rear axle, two wheel drive	Torsion beam trailing arm with track-correcting bearings		Torsion beam trailing arm with track-correcting bearings			–		Torsion beam trailing arm with track-correcting bearings	
Rear axle, four wheel drive	–		–			Double wishbone with anti-roll bar		–	
Steering	Power-assisted maintenance-free rack and pinion. Safety steering column					Power-assisted maintenance-free rack and pinion. Safety steering column			
Brakes system	ABS (Anti-lock Braking System). Diagonally split circuits. Servo assisted. EBD (Electronic Brake-pressure Distribution)					ABS (Anti-lock Braking System). Diagonally split circuits. Servo assisted. EBD (Electronic Brake-pressure Distribution)			
Front	Ventilated discs		Ventilated discs			Ventilated discs		Ventilated discs	
Rear	Discs		Discs			Ventilated discs		Discs	
Turning circle, ft/m	37/11.4		37/11.4			37/11.4		37/11.4	
Wheels and tyres:									
Wheel size	6J x 15 ²		6J x 15 ^{2,3}			7J x 15 ³		7J x 17	
Wheel type	Steel ²		Steel ^{2,3}			Alloy 'Wellington' ³		Alloy 'Phoenix'	
Tyre size	195/65 R15 ²		195/65 R15 ^{2,3}			205/60 R15 ³		225/45 ZR17Y	
Spare wheel	Full size steel		Full size steel			Full size steel		Full size steel	
Weights, lbs/kgs:									
	<i>Five speed manual</i>	<i>Four speed auto</i>	<i>Five speed manual</i>	<i>Six speed manual¹</i>	<i>Five speed auto tiptronic</i>	<i>Six speed manual</i>	<i>Six speed manual</i>	<i>Five speed auto tiptronic</i>	
Unladen weight [†]	3453/1566	3473/1575	3451/1565	3497/1586	3577/1622	3738/1695	3647/1654	3735/1694	
Gross vehicle weight	4344/1970	4366/1980	4344/1970	4388/1990	4476/2030	4631/2100	4586/2080	4675/2120	
Payload [†]	891/404	893/405	893/405	891/404	900/408	893/405	939/426	939/426	
Axle load limit: Front	2337/1060	2359/1070	2315/1050	2359/1070	2426/1100	2381/1080	2536/1150	2624/1190	
Rear	2183/990	2183/990	2183/990	2205/1000	2205/1000	2381/1080	2161/980	2161/980	
Trailer load limits, lbs/kgs:									
Braked 12% incline	3087/1400	3087/1400	3308/1500	3308/1500	3528/1600	3749/1700	3528/1600	3528/1600	
Unbraked	1433/650	1433/650	1433/650	1433/650	1433/650	1654/750	1654/750	1654/750	
Towbar load limit	165/75	165/75	165/75	165/75	165/75	187/85	165/75	165/75	
Max. roof load	221/100	221/100	221/100	221/100	221/100	221/100	221/100	221/100	
Max. luggage capacity, cu.ft (litres):									
	VDA measuring method using 200 x 100 x 50 mm blocks					VDA measuring method using 200 x 100 x 50 mm blocks			
With rear seat upright	16.8 (475)	16.8 (475)	16.8 (475)	16.8 (475)	16.8 (475)	14.1 (400)	16.8 (475)	16.8 (475)	
With rear seat folded	28.2 (800)	28.2 (800)	28.2 (800)	28.2 (800)	28.2 (800)	–	28.2 (800)	28.2 (800)	

¹ Six speed manual gearbox only available on the Sport model.

² SE models have 7J x 15 'Wellington' alloy wheels with 205/60 R15 tyres and anti-theft wheel bolts.

³ Sport models have 7J x 16 'Road America' alloy wheels with 205/55 R16 tyres and anti-theft wheel bolts.

[†] Figures are calculated in accordance with manufacturer's criteria.

Specifications subject to change without notice. Information correct as at 3 January 2003. Please note: All data subject to manufacturer's tolerances.

Standard equipment.

Safety and Security:

	S	SE	Sport	V ¹ range	W8
ABS: Anti-lock brakes – includes BAS (Brake Assist System)	●	●	●	●	●
Airbags: Driver and front passenger airbags	●	●	●	●	●
Front seat side impact airbags	●	●	●	●	●
Curtain airbag system	●	●	●	●	●
Alarm: With interior protection and remote central locking	●	●	●	●	●
Body: Fully galvanised with 12-year anti-corrosion warranty	●	●	●	●	●
Door side impact protection	●	●	●	●	●
Rigid safety cell with front and rear crumple zones	●	●	●	●	●
Electronic engine immobiliser, coded transponder	●	●	●	●	●
ESP: Electronic Stabilisation Programme – includes EDL (Electronic Differential Lock) and ASR (Traction Control)	●	●	●	●	●
Head restraints: Front adjustable	●	●	●	●	●
Three rear adjustable and removable	●	●	●	●	●
High level third brake light	●	●	●	●	●
Isofix child seat preparation for rear seat, outer positions	●	●	●	●	●
Lockable rear seat backrests	●	●	●	●	●
Seat belts: Front three-point height-adjustable seat belts with tensioners	●	●	●	●	●
Three rear three-point seat belts	●	●	●	●	●
Warning triangle, mounted in boot lid	●	●	●	●	●

Functional Equipment:

	S	SE	Sport	V ¹ range	W8
Bi-Xenon gas discharge headlights, including headlight washers	○	○	○	○	●
Boot opener: Electrically operated via switch on driver's door	●	●	●	●	●
Computer: Multifunction, single and total journey memories. Information given on: Driving time, average fuel consumption, distance driven, range, average speed and external temperature	●	●	●	●	●
Cruise control	○	○	○	○	●
Door mirrors: Electrically heated and adjustable, housing painted in body colour	●	●	●	●	●
Electric memory pack: Electrically-adjustable front seats, electrically heated, adjustable and foldable door mirrors (driver's seat and door mirrors with memory system)	-	-	-	-	●
Front fog lights	○	○	○	○	●
Headlights: Electric height adjustment and warning buzzer for lights if left on	●	●	●	●	●
Combined headlight and fog light switch	●	●	●	●	●
Heated rear window	●	●	●	●	●
In-car entertainment: 'Gamma' radio/cassette	●	●	●	●	●
Four digit security code with flashing LED	●	●	●	●	●
Four x 20 watt output with FM/MW manual/seek tuning, RDS/EON	●	●	●	●	●
Logic tape deck with 'Dolby' and MSS Music Search System	●	●	●	●	●
GALA adjustable vehicle speed-responsive volume control	●	●	●	●	●
Eight speakers, four front, four rear and detachable roof aerial	●	●	●	●	●
CD autochanger: Six disc, dash-mounted	○	●	●	●	●
CD player: Single	●	-	-	-	-
Lowered sports suspension ¹	○	○	●	-	○
Power-assisted steering	●	●	●	●	●
Steering wheel: Height and reach adjustable	●	●	●	●	●
Warning lights for open boot lid and doors	●	●	●	●	●
Weather pack: Automatic dimming rear-view mirror and rain sensor	○	○	●	●	●
Windows: Electric front and rear	●	●	●	●	●
Wipers: Two speed with wash/wipe and intermittent wipe with four position delay	●	●	●	●	●

Interior Equipment and Styling:

	S	SE	Sport	V ¹ range	W8
Aluminium inserts in centre console, ashtray lid and interior door handles	-	-	●	-	-
Aluminium ² or wood inserts in centre console, ashtray lid and interior door handles	-	-	-	●	-
Carpet mats, front and rear	○	○	○	●	●
Chrome-plated instrument surrounds	●	●	●	●	●
Cup holders: Front, two	●	●	●	●	●
Rear, two	-	-	-	-	●
Driver, centre and passenger sun visors	●	●	●	●	●
Entry/warning and puddle lights in front doors	●	●	●	●	●
Fuel filler flap: Electrically operated via switch on driver's door	●	●	●	●	●
Heating: Air conditioning, electronic climate control	●	●	●	●	●
Instruments: Speedo and rev counter, electronic odometer and trip, service interval display, digital clock, fuel and temperature gauge, low fuel warning light, blue adjustable panel illumination	●	●	●	●	●
Interior chrome line trim	-	-	-	-	●
Interior lighting: With time delay, front and rear passenger reading lights	●	●	●	●	●
Load sill protection – stainless steel	●	●	●	●	●
Luggage compartment light and load restraining hooks	●	●	●	●	●
Seating: Front, with height adjustment	●	●	●	●	●
Front, with lumbar adjustment	○	●	●	●	●
Front, sports seats	-	-	●	●	-
Front, comfort seats in fine nappa leather	-	-	-	-	●
Front, centre adjustable armrest with storage compartment	-	●	●	●	●
Rear, backrest asymmetrically split with individual fold down facility	●	●	●	● ³	-
Rear seat centre armrest	●	●	●	●	●
Steering wheel: Four-spoke	●	-	-	-	-
Four-spoke, leather rimmed	○	●	-	-	-
Three-spoke, leather rimmed	-	-	●	●	●
Storage: Glovebox with air conditioning and illumination, lockable	●	●	●	●	●
Front seat backrest storage pockets	-	●	●	●	●
Front door pockets	●	●	●	●	●
Upholstery: 'Line' cloth	●	-	-	-	-
'Leon' velour	-	●	-	-	-
'Primero' flock	-	-	●	-	-
Alcantara/leather	-	-	○	●	-
Fine nappa leather	-	-	-	-	●
Vanity mirrors, illuminated on driver's and passenger's side	●	●	●	●	●
Wood inserts in centre console, ashtray lid and interior door handles	-	○	○	-	●
12V socket in luggage compartment	●	●	●	●	●

● Standard ○ Optional - Not available

¹ Sports suspension will be removed with 17 inch alloy wheels.

² Aluminium inserts are not available with beige interior.

³ Not V6 4MOTION.

Standard equipment.

Exterior Equipment and Styling:

Body-coloured bumper strips and side bump strips with chrome inserts

Chrome trimmed side windows and radiator grille

Heat insulating tinted glass

Metallic or Pearl Effect paint

Temporary steel space-saver spare wheel

Two twin chrome exhausts

Wheels: 6J x 15 steel with full size wheel trims and 195/65 R15 tyres

7J x 15 'Wellington' alloy wheels with 205/60 R15 tyres and anti-theft wheel bolts

7J x 16 'Road America' alloy wheels with 205/55 R16 tyres and anti-theft wheel bolts

7J x 17 'Phoenix' alloy wheels with 225/45 ZR17Y tyres and anti-theft wheel bolts¹

7½J x 17 'Madras' alloy wheels with 225/45 R17Y tyres and anti-theft wheel bolts⁴

Full size steel spare wheel

Winter pack: Heated front seats and heated windscreen washer jets

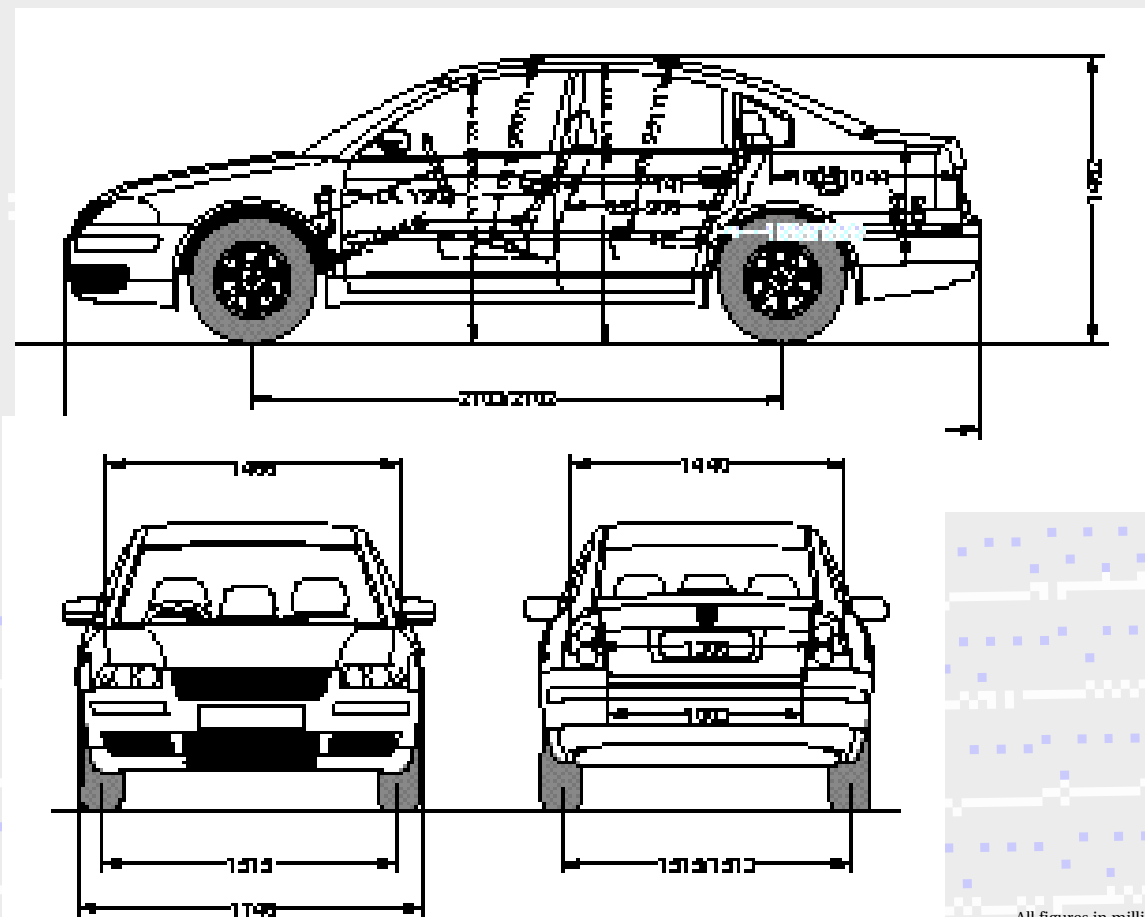
	S	SE	Sport	1 st range	W8
Body-coloured bumper strips and side bump strips with chrome inserts	-	●	●	●	●
Chrome trimmed side windows and radiator grille	●	●	●	●	●
Heat insulating tinted glass	●	●	●	●	●
Metallic or Pearl Effect paint	○	○	○	●	●
Temporary steel space-saver spare wheel	-	-	-	-	●
Two twin chrome exhausts	-	-	-	-	●
Wheels: 6J x 15 steel with full size wheel trims and 195/65 R15 tyres	●	-	-	-	-
7J x 15 'Wellington' alloy wheels with 205/60 R15 tyres and anti-theft wheel bolts	○	●	-	-	-
7J x 16 'Road America' alloy wheels with 205/55 R16 tyres and anti-theft wheel bolts	○	○	●	-	-
7J x 17 'Phoenix' alloy wheels with 225/45 ZR17Y tyres and anti-theft wheel bolts ¹	-	-	○	●	-
7½J x 17 'Madras' alloy wheels with 225/45 R17Y tyres and anti-theft wheel bolts ⁴	-	-	-	-	●
Full size steel spare wheel	●	●	●	●	-
Winter pack: Heated front seats and heated windscreen washer jets	○	○	○	●	●

● Standard ○ Optional - Not available

¹ Sports suspension will be removed with 17 inch alloy wheels.

⁴ W8 models can also have 7½J x 17 'Atlanta' alloy wheels with 225/45 ZR17Y tyres and anti-theft wheel bolts as a no cost option.

Exterior dimensions.



All figures in millimetres.

Specifications subject to change without notice. Information correct as at 3 January 2003. Please note: All data subject to manufacturer's tolerances.

Glossary.

ABS (Anti-lock Braking System)

The ABS system prevents the wheels from locking during heavy or emergency braking, enabling the vehicle to remain steerable. When braking, wheel speed sensors measure the road wheel speed and, should one or more wheels start to lock, the system reduces brake pressure to that wheel.

ASR (Anti-Slip Regulation)

ASR is a switchable traction control system that prevents the driven wheels from spinning under acceleration by reducing engine torque. It is active at all speeds.

BAS (Brake Assist System)

In some emergency braking situations, a driver might not press the brake pedal as hard as it is possible to do so. Therefore BAS was developed to support the driver by applying additional pressure to the brakes in critical braking situations.

EBD (Electronic Brake-pressure Distribution)

Electronic, more sophisticated means of regulating the ratio of front/rear brake pressure. Works in conjunction with ABS.

EDL (Electronic Differential Lock)

EDL improves driving and steering characteristics when accelerating on road surfaces where each wheel has a different degree of traction. The system operates automatically and is combined with the ABS system. Using the ABS wheel sensors, EDL monitors the speed of the individual driving wheels.

When a difference in driving wheel speed is detected (i.e. when one wheel starts to spin due to differences in road surfaces, e.g. due to water or ice), the system brakes the spinning wheel, transferring engine power to the wheel with the best traction. EDL is active in forward and reverse.

Electronic Engine Immobiliser

Each car has a unique 'code transponder' fitted within the ignition key. When an attempt is made to start the engine, the engine management system interrogates the transponder and if the incorrect code is received (i.e. the wrong key is used), the engine will not run.

ESP (Electronic Stabilisation Programme)

ESP is designed to stabilise the dynamic handling response of the vehicle by counteracting any tendency towards oversteer or understeer. The ESP constantly compares the actual movement of the vehicle with predetermined values and, according to the situation, ESP reacts by braking the outer front or inner rear wheel (according to direction of slip) and automatically adjusting the engine's output.

PD - 'Pumpe Düse' (Pump Injectors)

Very high pressure (max. = 2,020 bar) injection system for new generation diesel engines. Significantly improves performance and economy due to better fuel atomisation.

4MOTION

Permanent four wheel drive, torsen (torque sensing) centre differential which allows infinitely variable distribution of the drive, providing optimum traction for most driving situations.

Volkswagen service

for your *peace* of mind.

The Volkswagen Warranty.

Three-year Warranty.

All Volkswagen Passats now come with a three-year/60,000 miles warranty, which protects your car against the failure of most mechanical and electrical components due to manufacturing defects. This comprises a two-year manufacturer's warranty with unlimited mileage plus a further one-year/60,000 miles (whichever is soonest) Retailer Warranty. Should the mileage exceed 60,000 miles within the first two years, the manufacturer's two-year warranty will still be valid. If an additional warranty for subsequent years or higher mileage is desired, it may be purchased from any authorised Volkswagen retailer; however, this additional warranty must be purchased before the mileage reaches 59,999. Cover is subject to the car being serviced and maintained at an authorised Volkswagen retailer according to the manufacturer's recommendations. Full details of the three-year warranty are available from your Volkswagen retailer. This three-year warranty is only available on vehicles purchased in the UK through an authorised Volkswagen retailer.

Three-year Paint Warranty.

The paintwork of the Passat is covered against manufacturing defects for a period of three years. Naturally, the Passat must be cared for in compliance with the operating instructions which will be found in your vehicle handbook. Please consult your Volkswagen retailer for full warranty details.

12-year Body Protection Warranty.

The internal body sections and panels of the Passats are covered against rusting through from the inside for a period of 12 years. Naturally, the Passat must be cared for in compliance with the operating instructions. Please consult your Volkswagen retailer for full warranty details.

Service Intervals for Petrol and Diesel Engines.

Volkswagen has always been dedicated to protecting the environment. That's why all Passats now come with a Variable (LongLife) Service regime. As a result of more flexible service intervals the engine oil requirement can be significantly reduced over the vehicle's total life, which results in less waste oil to dispose of and reduces the burden on the environment.

With the Variable Service regime there is no predetermined time or mileage for a service. Technology fitted to the Passat will determine when a service is required, depending on your driving style, via the Service Interval Display in the instrument panel. This could be between 9,000* and 19,000* miles on petrol engines and even up to 30,000* on some diesel engines or between 12 and 24 months. Please ask your Volkswagen retailer for full details.

If you would like a more traditional service regime, the Passat can be adapted by your Volkswagen retailer, to an Extended (time/distance) Service regime. This can be done at the point of sale or at the time of a service. Please ask your Volkswagen retailer for full details.

* All mileages are approximate.

Approved Accessories.

A comprehensive range of accessories from alloy wheels to carpet mats is available to complement the factory-fitted option list. Volkswagen Approved accessories purchased from and fitted by your Volkswagen retailer at the point of vehicle sale will also benefit from the three-year vehicle warranty.

Volkswagen Insurance.

Competitive insurance premiums are available to Volkswagen owners through Volkswagen Insurance Service (Great Britain) Limited. Volkswagen Insurance guarantee that all repair work is undertaken by an authorised Volkswagen retailer using only genuine parts, thus ensuring that the manufacturer's warranties remain in force. For a quotation, telephone Linkline on 0845 600 8006.

Extended Warranty.

You may purchase additional protection from your retailer or contact 0870 9000 115.

Volkswagen Finance.

Volkswagen Finance offers a dedicated service to meet the needs of both the business user and the private motorist. We can help you choose the right type of finance and will tailor the package to meet your specific requirements. Please consult your Volkswagen retailer for details.

Volkswagen Assistance.

Every new car is registered for Volkswagen Assistance for one year. This provides vehicle recovery in the unlikely event of a breakdown (subject to conditions). Volkswagen Assistance can also be purchased for subsequent years. For full details, please contact your Volkswagen retailer.

Tax Free Sales.

For full details, please contact your Volkswagen retailer.

CO₂ Emission.

The weight of a vehicle will influence the level of CO₂ emission it produces; as a result, vehicles with higher levels of specification and factory-fitted options may emit higher levels of CO₂.

The CO₂ figure quoted for each vehicle is the maximum possible. The unladen weight of the vehicle is calculated by range at the time of manufacture and the maximum possible CO₂ emission for that weight range is applied according to the Council Directive 80/1268EEC as amended by Commission Directive 1999/100/EC on the approximation of the laws of the member states relating to the carbon dioxide emissions and the fuel consumption of motor vehicles.

Please Note:

Some illustrations in this brochure do not necessarily reflect UK specifications. Consequently, controls and some items of equipment are positioned differently for the UK.

The specifications contained in this brochure are for information purposes only and are subject to change. If you require any specific feature, you must consult your Volkswagen retailer who is regularly updated with any change in specification. Please check model availability and full specification details with your Volkswagen retailer prior to ordering.

All vehicles fitted with accessories in this brochure have been registered.

The TDI® is a registered trademark of VOLKSWAGEN AG.

Note:

We would like to advise you that telephone calls to Volkswagen Customer Care may be monitored and recorded as part of our training and quality assurance processes. All our monitoring and recording processes meet Ofcom regulations.

*The **P a s s a t**.*

Discover the difference.



Model shown is the Passat S.