

Hiace





There's only one way to ensure a better future. Create it

Tomorrow belongs to those who prepare today. That's why, at Toyota, we're constantly looking forward in our approach to design, technology and environmental issues, to provide the best solutions for our customers.

Today

We're dedicated to making every journey in every Toyota car an absolute pleasure. This is a commitment that we approach with confidence and optimism. Through innovation and ingenuity, we're determined to push the boundaries of what we are capable of – and what we can achieve. It's this approach that enables us to continually meet and exceed our customers' expectations, in terms of the quality of our vehicles, their design and engineering, technology and driving pleasure.

Tomorrow

A key value for Toyota is 'respect': for the people who drive our cars and for the planet we all share. That's why our vehicles consistently perform to high standards in the internationally-recognised Euro NCAP safety tests. It's also the reason we implemented the Toyota Earth Charter and European Environmental Policy documents, which detail our comprehensive approach to environmental issues, including our goals and commitments. From 2015, as required by EU legislation, 95% of average vehicle weight will be re-used and recovered. And in the new generation Prius, with its fuel-electric Hybrid Synergy Drive® system, we have a car that brings us one step closer to our goal of zero-emissions across the life cycle of our vehicles and components.

Toyota

More and more of our innovative solutions are coming from ED², Toyota's European Design and Development Centre in the south of France, where many of our award-winning production and concept cars are created. A determination to keep breaking new ground is also the driving force behind our participation in Formula 1. We believe there is always room for improvement. This belief is at the heart of our vision: to provide our customers with the best possible purchase and ownership experience.



Contents

The Toyota Hiace

Introduction

Design

Load capacity
Driver ergonomics

Performance

Engine technology

Safety

Active and passive safety

Practicality

Form and function

Colour and trim

Exterior colours and interior trims

The Hiace range

Options

Technical data

Specifications
Equipment

Peace of mind

Toyota customer support

Accessories

Hiace accessory range




Toyota Hiace

Tough, flexible, hard-working.
Hiace delivers

One van. So much flexibility. The Toyota Hiace panel van range includes two engine options, three specification levels, two rear door configurations and two wheelbases.



Whichever model suits your specific needs, every Hiace delivers a hard-working combination of functionality, flexibility and comfort. Outstanding quality is evident, inside and out: the tough exterior is matched by hard-wearing interior fits and finishes and enhanced driver ergonomics. Intelligently designed, great to use, easy to own, Hiace is the ideal vehicle for driving your business forward.



A load off your mind...

...7.0 cubic meters of load*

With an excellent balance between payload and load volume, Hiace vans provide a truly space-efficient cargo area which can carry two Euro pallets (300 models).

The low loading height of just 525 mm unladen and a choice of high-lift tailgate or wide-opening swing-out rear doors make loading and unloading – and your working day – much easier. (Choice of doors is only from GS grade upwards.)

For added safety a full bulkhead partition with window is a standard feature on GS models and above. It is, however, fully removable via a Toyota Centre should your use of the vehicle not require it.

* 300 models.

Vehicle shown has optional plywood lining (to be specified at time of order).



Purpose-built to get things done

A hard day's work calls for a hard-working van – a van that's practical, efficient and durable. Designed with you and your needs in mind, Hiace is all of these things... and more.

- Choice of short wheelbase and long wheelbase panel vans.
- Payload of up to 1260 kg on a GVW of 3.0 tonnes.
- A loading height of just 525 mm enables Hiace to be forklift-loaded and unloaded quickly and easily.
- The wide-opening sliding nearside door makes tight quarter work even easier.
- A tight turning radius of 5.5 metres (SWB) and 6.2 metres (LWB) greatly adds to Hiace's manoeuvrability, perfect for urban areas.



Rear door options

Hiace vans are available with wide-opening blind, double rear doors (available on GS and above) or a single, tailgate-style rear door with window (available on all models).

A great working environment

The ideal personal work space is one where you have plenty of elbow room and everything you need is close to hand. As you may spend most of the working day in this environment, comfort takes a high priority.

Every aspect of the Hiace's driver ergonomics has been intelligently thought through. The driver's area has a thoroughly modern feel, using premium, yet tough materials to create a great working environment.

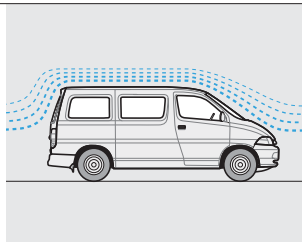
- With an independent rear suspension and a host of other noise and vibration reducing measures, Hiace is a relaxing and comfortable vehicle to drive.
- A drag co-efficient of 0.36 contributes to cabin quietness and enhances side-wind stability.
- There's a tilt-adjustable steering wheel, driver's armrest and height adjustable seat belts (GS and above) which provide a higher level of comfort during longer periods at the wheel and so preventing driver fatigue.
- A large storage bin has been provided allowing the storage of items such as road atlas, drinks flask, laptop, etc.
- A front seat storage box and clipboard are provided to neatly store your paperwork.
- The driver's seat is fully adjustable to cater for drivers of virtually any size or stature.
- The tachometer (GS and above) enables you to run at the most fuel-efficient engine speed and, therefore, manage the best economy from your Hiace.



Vehicle shown features optional satellite navigation with compatible CD Audio.

Drag co-efficient

A drag co-efficient of 0.36 contributes to cabin quietness and enhances Hiace's fuel efficiency.



Adjustable steering wheel

A tilt-adjustable steering wheel provides for greater driver comfort and less fatigue.



Adjustable driver's seat

The height adjustable driver's seat enables you to get completely comfortable behind the wheel.



Front bench seats

The front bench seat provides comfortable, supportive seating for two people and features an integrated storage box.





High engine refinement, low running costs

As a versatile load carrier the Hiace is exceptional, but what sets it apart is the car-like driving experience and level of refinement. At the heart of this is a highly efficient common rail turbo diesel engine.

Hiace drives like a car due to its fully independent suspension which ensures a fine ride and handling characteristics. The solid, robust feel is the result of developing an extremely rigid body which eliminates the rattles you would normally associate with a van or load carrier.

Hiace as a package delivers practical benefits for the owner/operator. And over the longer term, Hiace's build quality helps protect your investment.

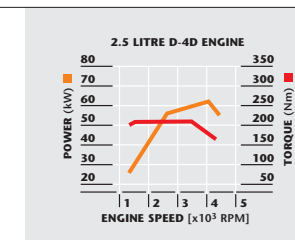
At the heart of Hiace are two outstanding engines, each developed to deliver the reliability and performance to ensure that running costs are kept to a minimum.

D-4D common rail direct injection turbo diesel 88 bhp and 102 bhp

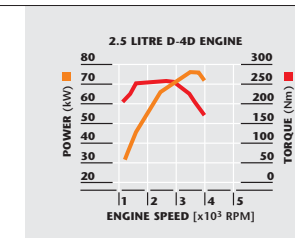
- A sophisticated 2.5 litre D-4D 16V unit which uses the very latest engine management technology.
- The engine management system automatically adjusts fuel injection pressure, timing and volume to ensure maximum response in any driving situation.
- The fuel injection system promotes the efficient burning of fuel to provide high levels of torque and responsive, refined performance.

- The D-4D engine does all of this while delivering outstanding fuel economy.
- There is a choice of 65 kW/88 bhp with 192 Nm of torque, or 75 kW/102 bhp with 260 Nm of torque.
- The D-4D engine is among the best-in-class in terms of ownership costs and its extended service intervals.
- 20,000 mile main service intervals with 10,000 mile health check.

2.5 litre D-4D power
The D-4D engine in 88 bhp form delivers strong pulling power.

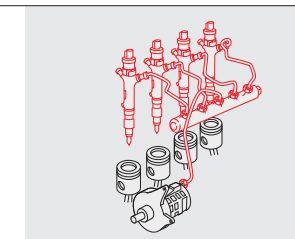


2.5 litre D-4D power
The 102 bhp version of the D-4D engine delivers an impressive amount of torque, 260 Nm at 1600-2400 rpm.



D-4D engine technology

The D-4D engines work with the latest common rail technology, which injects finely atomised fuel at high pressure directly into the combustion chamber.



D-4D turbo diesel
The light, efficient D-4D common rail direct injection turbo diesel engine.

A safer place to work

Hiace has been built with safety in mind. In fact, you will not find many vans of this class which exceed Hiace's level of safety features.

Hiace is equipped with many features which have, until now, been the preserve of passenger cars. Its array of active and passive safety features help keep you in confident control and provide occupant protection in the event of an accident.

Fully independent suspension allows safe handling and power steering, a standard feature, gives great manoeuvrability.

Tough outside, secure inside

Hiace safety begins with a strong body structure. It's tough enough to help prevent intrusion by external objects into the cabin during a crash and to disperse the energy created in a collision, Hiace incorporates front crumple zones.

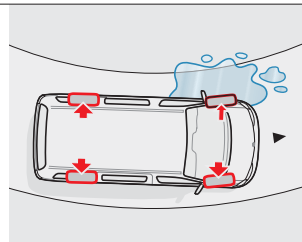
On the inside, a full-size airbag is provided for driver safety. Steel side impact beams in both front doors provide even greater security and seat belt pre-tensioners will keep you safely restrained in the event of an impact. The seat frames themselves are reinforced for added strength.

Excellent visibility

Hiace provides a wide and clear field of view for the driver with a large, swept windscreen. Even drivers of shorter stature will enjoy this level of visibility due to the provision of a height-adjustable driver's seat, a standard feature.

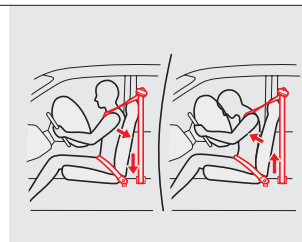
ABS

Available as standard, the Anti-lock Braking System (ABS) helps to prevent the wheels from locking up when braking on slippery surfaces.



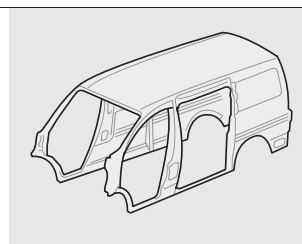
Front seat belt pre-tensioners

Together with the SRS airbags, these help to maximise safety, while reducing the likelihood of chest injuries.



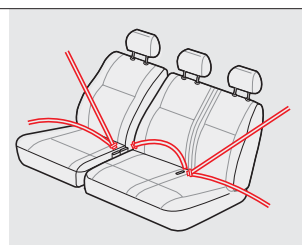
Safety cell

Computer-Aided Engineered (CAE) has been used to give Hiace's body outstanding rigidity and crash resistance.



3-point seat belts on outer seats

Keeps everyone safe and secure.



The right tool for the job



Twin rear doors open 180°, providing excellent access to the load area (twin rear doors are a choice from GS grade and above). Vehicle is shown with bulkhead partition removed.



The side door provides the flexibility needed for the urban environment. (Vehicle is shown with optional plywood lining.)



There's also a high-lift tailgate rear door with rear window version for maximum versatility when loading (bulkhead is standard on GS grade and above).

Hiace has been developed with functionality in mind. To be great to use and easy to live with. With extra usable cargo space and a design based on flexibility, Hiace is engineered to help reduce your operating costs.

In all likelihood you're making multiple drops throughout the day and that's where the choice of twin rear doors or a high-lift tailgate comes into its own. They open wide or high to enable you to load and unload without getting in the way. In fact two standard Euro pallets can be easily loaded into 300 long wheelbase models.

Then there's the low load height of just 525 mm which means that Hiace can be loaded and unloaded rapidly using a forklift. For the operator this means reduced effort, strain and therefore fatigue, letting them meet those tough delivery schedules.

Hiace features excellent balance between payload and load volume to create a highly space-efficient cargo area. Hiace can deal with a payload of up to 1260 kg on a GVW of 3.0 tonnes and when you combine that with the volume capacity, it equals fewer trips over the course of the day.

- A useful feature is the provision of an overhead tray in the cockpit, a handy place for documents and maps.
- There's also a seatback box with a removable clipboard.
- To complete the picture, Hiace is able to manoeuvre nimbly through side streets. And with a turning radius of a mere 5.5 metres*, it's perfect for those tricky deliveries in the city centre.

* Short wheelbase model.



Integrated clipboard
A handy fold-down storage box is located in the front passenger seat.



Useful storage
Every available space is used to practical benefit.



Front console box
The front central storage bin is ideal for keeping essentials close at hand.



Load tie-down eyes
Anchorage points throughout to secure loads.



Individuality and choice

There's nothing 'standard' about your business. That's why Hiace offers a strong range of exterior colour and trim options to suit your business requirements and your personal preference.

On the outside, there are four quality paint options. On the inside, cloth upholstery is standard and will take all of the punishment you will throw at it.

058 Polar White



3L5 Magna Red



1E7 Crystal Silver*



8E5 Persian Blue[§]



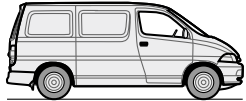
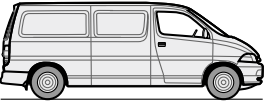
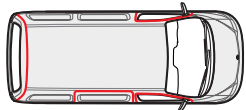
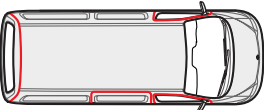
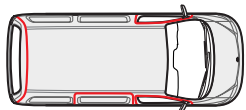
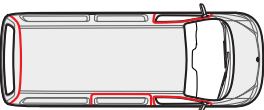
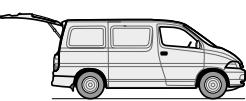
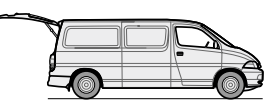

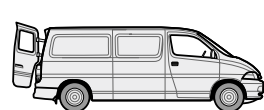
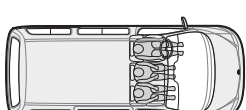
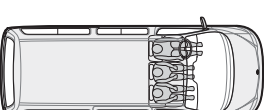

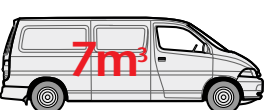
Hiace fabric shrugs off dirt and helps minimise the visual impact of staining.

* Metallic paint.
[§] Only available on GS and GS Xtra.

Strength in numbers

The flexibility and adaptability of a Hiace panel van makes it a truly versatile workhorse.

The emphasis is placed on payload capacity, so Hiace is configured with a single row of seats and the choice of two wheelbases. The configurations of Hiace are illustrated below.

Models	SWB Panel Van	LWB Panel Van
		
4 doors (one-side sliding door and tailgate)		
5 doors (one sliding door and twin rear doors)		
Tailgate-style rear door		
Swing-out rear door		
Three seats (Driver plus two-seat bench)		
Load volume 3 people		

The right Hiace for your needs

PANEL VAN; SHORT WHEELBASE

Model	280	280 GS	280 GS	280 GS	280 GS-Xtra
Engine	2.5 D-4D (88 bhp)	2.5 D-4D (88 bhp)	2.5 D-4D (102 bhp)	2.5 D-4D (88 bhp)	2.5 D-4D (102 bhp)
Number of doors	4	4	4	5	4
Type of rear door	Tailgate	Tailgate	Tailgate	Twin	Tailgate
Overall length (mm)	4715	4715	4715	4715	4715
Overall width (mm)	1800	1800	1800	1800	1800
Overall height (mm)	2000	2000	2000	2000	2000
Wheelbase (mm)	2985	2985	2985	2985	2985
Tread – front (mm)	1560	1560	1560	1560	1560
Tread – rear (mm)	1540	1540	1540	1540	1540
Ground clearance (mm)	194	194	194	194	194
Min. turning radius (m)	5.5	5.5	5.5	5.5	5.5
Load area length (mm)	2335	2335	2335	2335	2335
Load area width (mm)	1650	1650	1650	1650	1650
Load area height (mm)	1420	1420	1420	1420	1420
Kerb weight (kg) [§]	1640	1660	1660	1700	1685
Gross vehicle weight (kg)	2800	2800	2800	2800	2800
Max. payload (kg) ¹	1160	1140	1140	1100	1115
Axle load limit front (kg)	1400	1400	1400	1400	1400
Axle load limit rear (kg)	1760	1760	1760	1760	1760
Load volume (m ³)	6.0	6.0	6.0	6.0	6.0
Braked trailer weight (kg)*	2000	2000	2000	2000	2000
Unbraked trailer weight (kg)*	750	750	750	750	750
Nose weight (kg)	80	80	80	80	80
Roof load limit (kg)	100	100	100	100	100

PANEL VAN; LONG WHEELBASE

Model	300	300 GS	300 GS	300 GS	300 GS	300 GS-Xtra	300 GS-Xtra
Engine	2.5 D-4D (88 bhp)	2.5 D-4D (88 bhp)	2.5 D-4D (102 bhp)	2.5 D-4D (88 bhp)	2.5 D-4D (102 bhp)	2.5 D-4D (102 bhp)	2.5 D-4D (102 bhp)
Number of doors	4	4	4	5	5	4	5
Type of rear door	Tailgate	Tailgate	Tailgate	Twin	Twin	Tailgate	Twin
Overall length (mm)	5160	5160	5160	5160	5160	5160	5160
Overall width (mm)	1800	1800	1800	1800	1800	1800	1800
Overall height (mm)	1995	1995	1995	1995	1995	1995	1995
Wheelbase (mm)	3430	3430	3430	3430	3430	3430	3430
Tread – front (mm)	1560	1560	1560	1560	1560	1560	1560
Tread – rear (mm)	1540	1540	1540	1540	1540	1540	1540
Ground clearance (mm)	203	203	203	203	203	203	203
Min. turning radius (m)	6.2	6.2	6.2	6.2	6.2	6.2	6.2
Load area length (mm)	2780	2780	2780	2780	2780	2780	2780
Load area width (mm)	1650	1650	1650	1650	1650	1650	1650
Load area height (mm)	1420	1420	1420	1420	1420	1420	1420
Kerb weight (kg) [§]	1740	1755	1755	1775	1775	1775	1800
Gross vehicle weight (kg)	3000	3000	3000	3000	3000	3000	3000
Max. payload (kg) ¹	1260	1245	1245	1225	1225	1225	1200
Axle load limit front (kg)	1470	1470	1470	1470	1470	1470	1470
Axle load limit rear (kg)	1760	1760	1760	1760	1760	1760	1760
Load volume (m ³)	7.0	7.0	7.0	7.0	7.0	7.0	7.0
Braked trailer weight (kg)*	2000	2000	2000	2000	2000	2000	2000
Unbraked trailer weight (kg)*	750	750	750	750	750	750	750
Nose weight (kg)	80	80	80	80	80	80	80
Roof load limit (kg)	100	100	100	100	100	100	100

* Vehicle and trailer train weight may require a tachograph. [§] Kerb Weight includes a full tank of fuel but without a driver, passengers or other accessories. ¹ Payload with a full tank of fuel but without driver or passengers.

Specifications

ENGINE, ELECTRICAL & TRANSMISSION

	Diesel 88 BHP	Diesel 102 BHP
Engine Model	2.5 litre D-4D	2.5 litre D-4D
Number of cylinders	4 In Line	4 In Line
Valve mechanism	16 Valve DOHC	16 Valve DOHC
Drive	Belt & Gear	DriveBelt & Gear
Fuel injection system	Direct Injection with Common Rail	Direct Injection with Common Rail
Displacement (cc)	2494	2494
Bore x stroke (mm)	92.0 x 93.8	92.0 x 93.8
Compression ratio	18.5:1	18.5:1
Maximum output (kW/rpm)	65 (88 bhp)/3800	75 (102 bhp)/3600
Maximum torque (Nm/rpm)	192/1200–3000	260/1600–2400
Fuel tank capacity (litres)	75	75
Battery (Volts, Amp hr)	Twin 12V 55 Ah	Twin 12V 55Ah
Alternator Output (Amps)	80	80
Starter Motor Output (KW)	2.7	2.7
Clutch Type	236 mm Hydraulic, single dry plate diaphragm	260 mm Hydraulic, single dry plate diaphragm
Transmission Gear Ratio	1st: 4.452, 2nd: 2.398, 3rd: 1.414, 4th: 1.000, 5th: 0.854, reverse: 4.472	1st: 4.313, 2nd: 2.33, 3rd: 1.436, 4th: 1.000, 5th: 0.838, reverse: 4.22
Transmission	5-speed manual	5-speed manual
Driven Wheels	Rear	Rear
Drag co-efficient (CD)	0.36	0.36

SUSPENSION & STEERING

Front suspension	Independent double wishbone with torsion bar
Rear suspension	Independent semi trailing arms with coil springs
Steering type	Rack & pinion with PAS
Steering gear ratio	20.6:1
Turns lock to lock	4

BRAKES

Front	285 mm ABS ventilated disc brake with floating caliper 1-cylinder
Rear	270 mm Leading trailing drum type

Equipment

EXTERIOR

	S	GS	GS-Xtra
Green laminated UV filter glass	•	•	•
Bumpers: black impact absorbing	•	•	•
Grille: black	•	•	•
Door handles: black	•	•	•
Outer rear-view mirrors: black	•	•	•
Mud flaps	⊕	•	•
Headlamp levelling adjustment	•	•	•
Rear fog lamp	•	•	•
Back door lift up type (Tailgate)	•	•2 stage	•2 stage
Back door swing type (Twin)	–	⊕	*⊕

* For 280 SWB models only the 88 BHP GS grade is available with twin rear doors.

COMFORT

	S	GS	GS-Xtra
Air conditioning	⊕	⊕	•
Air recirculation function	•	•	•
Front power windows	⊕	⊕	•
Intermittent windscreen wipers	•	•	•
Rear window wipe	–	•*	•*
Heated rear window	–	•*	•*
Power steering	•	•	•
Tilt adjustable steering wheel	–	•	•
Height-adjustable driver's seat	•	•	•
Cloth trimmed seats (Driver plus two-seat bench)	•	•	•
Front seat driver's armrests	–	•	•
Adjustable headrests up & down	•	•	•
Headlamp warning buzzer	•	•	•
Remote fuel lid opener	•	•	•
Front room lamp	•	•	•
Rear room lamp	•	•	•
Dipping rear-view mirror	–	•*	•*

* Tailgate versions only.

• = Standard ⊕ = Optional – = Not available

Equipment

LOAD SPACE

	S	GS	GS-Xtra
Full cab bulkhead partition	–	•	•
Vinyl rear cargo mat	–	•	•
Load tie-down points	•	•	•
Plywood lining	⊕	⊕	⊕

INFORMATION

	S	GS	GS-Xtra
Tachometer	–	•	•
Twin trip meter	•	•	•
Digital clock	•	•	•

AUDIO

	S	GS	GS-Xtra
Antenna in a pillar	•	•	•
2 speaker RDS tape player	•	•	–
2 speaker RDS CD player	⊕	⊕	•
CD player with DVD pan-European satellite navigation	⊕	⊕	⊕

STORAGE COMPARTMENTS

	S	GS	GS-Xtra
Overhead tray	•	•	•
Glove box	•	•	•
Passenger seatback box	•	•	•
Clipboard (triple seat only)	•	•	•
Driver's door pockets with bottle holder	•	•	•
Dashmount cupholders	•	•	•
Ash tray	•	•	•

SAFETY

	S	GS	GS-Xtra
Active			
Front disc brakes	•	•	•
ABS	•	•	•
High mounted rear stop lamp	•*	•*	•*
Passive			
Crash resistant body structure	•	•	•
Bodyshell with high tensile steel elements	•	•	•
Energy absorbing bumpers	•	•	•
Side impact bars	•	•	•
Energy absorbing steering column	•	•	•
Driver SRS airbag	•	•	•
Outer front seat belts: 3-Point with pre-tensioners	•	•	•
Front seat belts: height adjustable	•	•	•
Rear window defogger	–	•*	•*

* Tailgate versions only.

SECURITY

	S	GS	GS-Xtra
Immobiliser	•	•	•
Central power door locking	•	•	•
Keyless entry system	•	•	•

• = Standard ⊕ = Optional – = Not available

For more information on any other Toyota models and the location of your nearest Toyota Centre, simply call: 0845 275 5555 (calls to Toyota may be monitored or recorded) or visit our website:

www.toyota.co.uk

Toyota (GB) PLC. Great Burgh, Burgh Heath, Epsom, Surrey KT18 5UX



Toyota Hiace

Freedom is a state mind

Toyota's global reputation for quality and integrity means the Hiace can add peace of mind to its own highly individual range of attributes. On the day you purchase your Hiace, your Toyota Centre will present you with a 'Hiace Passport'; a guide to living with your Hiace and making the most of its considerable range of features. Your Toyota Centre will explain the car to you, and always be there, should you require any assistance.

Health and Safety

Your Toyota Centre will also talk you through Hiace's very own Health and Safety programme. It's very simple. Your Hiace will only need a full service once every two years, or 20,000 miles if you enjoy driving it as much as we think you will. An intermediate oil change with additional 'Health and Safety' checks is also required every year or 10,000 miles.

Warranty

We're so confident each and every Hiace is so well built that it comes with a three-year or 60,000 miles warranty against any mechanical failure. In addition, the paintwork, no matter what colour you select, is guaranteed against imperfections for three years too. Also, the body is guaranteed for 12 years against corrosion perforation.

Club Toyota

When you buy a Toyota, you automatically become a member of one of the most exciting and innovative clubs for car owners in the UK – Club Toyota. As well as giving you one year's free RAC Roadside Assistance in the UK and Europe, Club membership provides a host of other valuable

benefits. These include special rates for car and travel insurance plus an exclusive travel service designed to save you time and money. Club Toyota also offers you family membership and the opportunity to participate in a variety of special offers and promotions. You'll find all the details in the quarterly magazine written specifically for Toyota drivers: 'if'. To find out more about Club Toyota call 0845 275 5555.

Toyota Insurance

Toyota Insurance is available for Toyota owners at competitive premiums. To obtain details of the benefits included and to arrange a quotation, please contact your local Toyota Centre or call 0800 350 500.

Toyota Fleet

Toyota Fleet provides complete business solutions for companies that run a fleet of vehicles. For more information on how Toyota Fleet can deliver your fleet requirements either contact your local Toyota Centre or the Toyota Fleet Business Centre on 0845 271 2712.

Toyota Drive Plans

Toyota Drive Plans make acquiring and maintaining your new car as easy as driving it. They offer a choice of affordable ways to help you buy, finance, service and maintain your Toyota. The range of plans has been structured to offer you flexibility, easy budgeting and peace of mind.

- Easy Start is an exciting new low deposit plan.
- Easy Care offers the complete reassurance of prepaid

servicing.

- Easy Drive is a comprehensive plan which takes care of most of your motoring needs for 2 to 3 years with one monthly payment.
- Business Drive is a fully maintained contract hire package most suited to small business customers.

Whatever your personal preference, your Toyota Centre can tailor a Drive Plan to suit your needs perfectly – driving a new car has never been so easy.

Written quotations available on request. All agreements subject to status. Indemnities may be required.

Toyota Warranties

Every new Toyota comes with a three-year/60,000 mile manufacturer's warranty. Toyota offers you the opportunity to renew your warranty annually after the initial warranty period expires until the vehicle is 7 years old. No unexpected bills or concerns. In fact, nothing to pay beyond routine servicing and maintenance.

Toyota warranties offer equivalent cover to the manufacturer's warranty, covering all of the main components of your vehicle (with the exception of batteries, corrosion of exhaust and damage or wear to interior trim).

Our warranty range offers you a choice and flexibility, based on the vehicle's age and engine size. All allow for an unlimited annual mileage and special low user discounts are available for those covering less than 10,000 miles a year. Warranty cover also includes Club Toyota membership

including RAC Roadside Assistance, car hire up to 5 days after the first 24 hours, hotel expenses and free MOT test cover. For further information please contact your local Toyota Centre.

Toyota Accident Assistance

In the event of an emergency Toyota offers, free of charge to Toyota owners, a comprehensive management service which includes advice, assistance and practical help. Please contact your local Toyota Centre for further details.

Toyota Approved Used Cars

Toyota Approved Used Car Scheme. Please contact your local Toyota Centre for details.



Please refer to www.toyota.co.uk for further environmental information.



Why choose Toyota accessories?

Toyota accessories have been specifically designed and manufactured for Toyota vehicles. So you can be assured of their quality.

Each Toyota accessory has been tested to ensure it delivers the highest standards of reliability and durability. That means that you can have total confidence in the performance of your accessories.

Because Toyota accessories have been designed for your vehicle, unlike generic accessories, they fit perfectly and look great. Whether you want to add style, comfort or practicality to your Hiace, the range of Toyota accessories makes it easy and convenient.



Rear light guards

Help to protect your rear lights from accidental breakage with these rear light guards.

Toyota Parking Aid

Parking in small spaces is made safer and easier with the parking aid. It operates via sensors in the rear bumper which provide an audible warning of obstacles at the rear.

BALL & HITCH AND TOW BAR

WHATEVER YOU ARE TOWING, TOW IT SECURELY WITH A TOYOTA BALL & HITCH AND TOW BAR.

Hiace accessories

We all like to be different, to express our individuality and personality. You can make your new-look Hiace even more distinctive and more reflective of your lifestyle so easily.

Our comprehensive range of quality accessories has been specially designed to enable you to customise your Hiace to express both your personality and the way you live your life.

Convenience

- Toyota Parking Aid (4-sensor system)
- Toyota Hands Free kits
- Satellite navigation
- Pan European DVD for use with satellite navigation

Interior trim

- Heavy-duty tray mats (grey or brown, rubber)
- Universal mats (black rubber)

Lights

- Fog lamp kit (fits directly onto bumper)
- Headlamp beam converters
- Headlamp protectors
- Rear light guards

Load space

- Bulk head partition (steel mesh, black)
- Cargo net – SWB
- Liner (ABS, black)
- Plywood bulkhead lining (must be ordered when purchasing the vehicle)
- Plywood lining (must be ordered when purchasing the vehicle)

Locks

- TRACKER – stolen vehicle location system
- Window grille – all tailgate models

Roof

- Roof bars, heavy duty, set 3
- Additional cab roof bar for above
- Bar racks (set 3, fix onto existing roof brackets)
- Platform (heavy duty)

Accessories for fitment with bar rack set only:

- Bicycle holder
- Fixing supports (for securing central loads)
- Lock set 4 (2 sets required for 3-bar racks)
- Roof box
- Sailboard/mast holder (one per vehicle)
- Side supports (to help keep cargo in place)
- Ski holder (holds up to 5x2 cross-country skis, up to 2 holders per vehicle)

Seats

- Seat covers (grey, tailored, waterproof)

Towing

- Tow bar (2-position drop plate, not supplied with tow ball or ball & hitch)
- Tow ball
- Ball & hitch
- Wiring kits

Ventilation

- Air conditioning
- Wind deflectors

Visibility

- Electric window kit

Wheels

- Locking wheel nuts

For more information on any other Toyota models and the location of your nearest Toyota Centre, simply call: 0845 275 5555 (calls to Toyota may be monitored or recorded) or visit our website:

www.toyota.co.uk

Toyota (GB) PLC. Great Burgh, Burgh Heath, Epsom, Surrey KT18 5UX

The use of the term 'Toyota Accessories' should not be taken to imply that the products in these accessory pages are actually manufactured by the Toyota Motor Corporation or Toyota (GB) PLC. After Sales Division are continually updating and changing specifications of accessories and reserve the right to do so at anytime without prior notice.

Tailor-made for your needs

Choose from a wide range of accessories to personalise your Hiace according to your individual needs. Toyota accessories are available to enhance Hiace's style, practicality, flexibility and comfort.

The following accessories are fitted on the vehicle below:

Heavy duty platform. With roll-on system for ladders.

Tow bar. Can carry loads up to 2000kg.

Toyota Parking Aid. Park accurately and safely every time with Toyota's front & rear parking sensors, which warn of decreasing distance with a series of beeps. (An optional cancellation switch is available when tow bar is fitted).



Toyota Hands Free kit
Keep in touch with a Toyota hands-free telephone kit (LHD illustrated).



Bulkhead partition and liner
Neatly section off the cargo compartment from the cab with this black, polycoated steel mesh bulkhead. And protect your vehicle against damage from sharp-edged, heavy gear with a high-impact ABS floor liner.



Fog lamps
Hiace offers penetrating beams that give an extra margin of safety in fog and mist.



Seat covers
Tailored waterproof covers that are as durable as they are comfortable – washable too.



Heavy-duty platform
A heavy-duty platform with optional roll-on system for ladders is also available.



Window grille
Sturdy steel grille puts a stop to smash-and-crab artists, but is unobtrusive when seen in the rear-view mirror.



Wind deflectors
Toyota wind deflectors allow fresh air into the cabin but avoid draughts.



Air conditioning
Stay cool with Toyota air conditioning. Control the interior climate of your Hiace at the touch of a button.

help



Using the navigation bar

A navigation bar is provided at the bottom of each page of this e-brochure to make browsing it easy. Please follow the simple instructions on the right to navigate through this e-brochure.



Takes the document back to the beginning.



This will take the document back to the previous page.



This will take the document back to the next page.



Takes the document to the Index page.



This will allow the Acrobat toolbar to be visible if pressed once and it will also make it disappear if already visible.



This will zoom in on the document so smaller text etc will be easier to read. To zoom in further, click the icon again. If the menu bar is not visible then use your mouse by clicking the left hand button and moving it.



This will zoom out of the document. To zoom out further, click the icon again. If the menu bar is not visible then use your mouse by clicking the left hand button and moving it.



This will print out the full brochure to your printer. Please note that if you have a colour printer this document will print in full colour.



This will save the whole document to your computer.

To close this document press *esc* and then close the document normally.

Whilst every effort is made to reproduce accurate information, we reserve the right to change specifications, equipment and availability without prior notice. This brochure cannot be regarded as infallible, (some of the vehicles shown may not be to exact UK specification), and as such does not constitute an offer for sale of any particular vehicle or specification. For the latest specification and availability we ask that you contact your local Toyota Centre.