

2005 Model Year



# The Golf Estate







**The rather spacious Golf Estate.**

Model shown is Golf Estate SE.



## The Golf Estate.

Since its launch, the Volkswagen Golf has been a revelation. And it's easy to see why: exceptional build quality, extensive safety features, formidable security, outstanding equipment levels and superb comfort have created a growing list of enthusiastic owners.

With the addition of the accommodating and highly practical Estate, there are even more reasons to choose a Golf.

## Contents.

4	<b>Philosophy.</b>
6	<b>Interior design.</b>
8	<b>Safety.</b>
12	<b>Luggage area.</b>
14	<b>Engines.</b>
16 – 23	<b>Equipment.</b>
18	The Golf Estate E and S.
20	The Golf Estate SE.
22	The Golf Estate Sport.
24	<b>Optional equipment.</b>
30	<b>Colours and upholstery.</b>
30	Paint.
31	Upholstery and leather.
32	Combinations.
34	<b>Technical specification.</b>
40	<b>Standard equipment.</b>
42	<b>Volkswagen service.</b>


Model shown is Golf Estate SE fitted with optional sunroof and Winter pack.







02



03

- 01** Interior shown is Golf Estate Sport.
- 02** For ease of use, electric windows and central locking controls are located in the door armrest. Standard on S models upwards.
- 03** For the driver, the seat height can be quickly and easily adjusted by a side-mounted lever on all models. Standard front passenger seat height adjustment on SE models upwards.

The interior of the Golf Estate epitomises the quality and detailed design that makes a Volkswagen such a rewarding drive. There is a harmonious blend between style and ergonomics that results in exceptional comfort and convenience. Drive the Golf Estate and you'll quickly appreciate its high level of standard equipment – the height-adjustable driver's seat, a height and reach adjustable steering wheel and power steering.

Take a closer look around and you'll notice the depth of design highlighted by the third centre sun visor above the rear-view mirror, illuminated vanity mirrors for both driver and front seat passenger, door pocket storage bins and reading lights, to name just a few.





The curtain airbag system is available as an option on all models.

## Class-leading safety.

When Volkswagen's engineers started to develop the Golf Estate, safety aspects were of paramount importance.

How would the car react in various crash scenarios? In order to discover this information, high-tech computers were utilised to simulate collisions from probable angles. Only when the high criteria of the computer tests were achieved, did this information pass to the building of the chassis. With regard to frontal impact, the reason for the Golf Estate's immense resistance lies within the crumple zone. Following impact, this will absorb energy to help protect the inner survival zone, helping to minimise occupant injuries, particularly around the front footwells.

The second most common accident involves side impact. With the Golf Estate, a number of features are designed to minimise damage from such accidents. These include a reinforced chassis, energy absorbing protection padding, side impact bars and inner door supports for greater strength.


When a car is involved in an accident, often the most vulnerable occupants are children. So at Volkswagen we have pioneered the installation of an innovative child safety system called Isofix. This unique system is the first of its kind in the world and fixes a child seat directly to the chassis for greater restraint. The simplicity belies its effectiveness and removes the need for the time consuming threading of seat belts through normal child seats.

At Volkswagen our commitment to driver and passenger safety goes much further. We want you to avoid potentially dangerous situations in the first place, so we've developed a host of active

safety features. For example, you can have the option of rain sensitive windscreen wipers which operate automatically. Or how about an optional automatic dimming rear-view mirror that detects the amount of dazzle from the car behind?

Consider these safety measures along with the standard fitment of driver, passenger and front seat side airbags, as well as three-point seat belts and head restraints for all occupants, and you'll start to appreciate the extremely safe feeling associated with driving a Golf Estate.

But as Volkswagen is one of the leading car manufacturers with regard to the safety features in every model's design, you deserve nothing less.



**01** The proven safety of driver and front passenger airbags is standard on all models in the Golf Estate range.

**02** The driver and front seat passenger are further protected by side airbags, fitted as standard on all Golf Estate models.

**03** The exceptional performance and control of anti-lock brakes is standard across the range.



Volkswagen's Electronic Stabilisation Programme is an active safety feature which can help to prevent an accident by registering and helping to correct oversteer, understeer and loss of stability in the vehicle.

The car's driving condition and the driver's actions are constantly monitored thanks to a variety of sensors placed throughout the car. The sensors monitor factors such as steering angle, wheel angle, yaw rate (spinning) and lateral acceleration (side to side movement). According to the situation, ESP reacts by braking the appropriate wheels and automatically adjusting the engine's output. Included in the ESP package are Electronic Differential Lock (EDL) and Anti-Slip Regulation (ASR).

However, this additional safety feature is no excuse to drive recklessly because, despite its proven quality, ESP cannot dispense with the laws of physics.

Regardless of your driving experience, you can never account for other road users or unforeseeable driving situations. So with the Golf Estate it's comforting to know you have the benefit of advanced technology such as Electronic Brake-pressure Distribution (EBD) and Anti-lock Braking System (ABS). EBD constantly monitors the rate at which each wheel is slowing and redistributes the braking effort accordingly between the front and rear axles. The result of this process is much greater stability, even under severe braking.

The ABS is activated under extreme braking, particularly on slippery road surfaces. This electronically controlled system helps to prevent the wheels from 'locking', thereby enabling the car to remain steerable in hazardous conditions. Widely regarded as one of the major safety innovations of recent years, ABS is standard on all Golf Estates.



- 01** The Electronic Stabilisation Programme – ESP – helps to prevent loss of control in unstable driving conditions.
- 02 – 04** ESP is designed to stabilise the dynamic handling response of the vehicle by counteracting any tendency towards oversteer or understeer.







## Accommodating your needs.

At Volkswagen we see Estate car driving a little differently than most other manufacturers. It's not just about adding more boot space, it's about practicality.

Take, for example, the under load-floor storage compartments to neatly and securely hold your belongings. Or the gas-pressure struts to help open and close the rear door. There are the safety elements – like load restraining hooks to secure luggage firmly in place. We also considered security, hence a removable luggage cover to hide items from prying eyes.

On a practical note, you have the added benefit of split folding rear seats so you can accommodate a combination of passengers and luggage.

Once again, there is evidence of the great detail with which Volkswagen is becoming synonymous. We even thought to cover the bumper with a resilient clear plastic to remove the risk of scratching your paintwork.



- 01** Model shown is Golf Estate Sport. With the rear seats folded, the Estate has a huge appetite for luggage.
- 02** Split rear seats 60:40 provide greater flexibility. Standard across the range.
- 03** For added security, luggage can be concealed with a removable luggage cover.





There are four petrol and three diesel engines available starting with the highly economical 1.4 litre 75 PS petrol engine which returns an excellent fuel consumption figure of 40.4 miles per gallon over the Combined cycle\*.

Other petrol engines include a 1.6 litre 105 PS which comes with the option of either a five speed manual or a four speed automatic gearbox (102 PS with automatic gearbox) and a 2.0 litre which generates 115 PS.

The top of the range petrol engine is the 1.8 litre 20 valve turbo which generates a superb 150 PS and can take the Golf Estate from standstill to 62 mph in just 9.2 seconds.

The powerful, dynamic and efficient diesels start with the 1.9 litre SDI which develops 68 PS. It has a direct injection system and around town will return 39.2 miles per gallon over the Urban cycle\*.

The 1.9 litre TDI 100 PS features a high pressure injection system (Pumpe Düse) and is available as either a manual or automatic.

The most powerful diesel available for the Golf Estate is the 1.9 litre TDI 130 PS which can take you from 0 - 62 mph in just 10.5 seconds on its way to a top speed of 127 mph, where the law permits, yet is still capable of returning 51.4 miles per gallon on the Combined fuel cycle\*.

\* Please see pages 34, 35, 36, 37 and 38 for fuel consumption figures.



**The Golf Estate. The alluring face of practicality.**



Model shown is Golf Estate E.






- 01** The fuel filler flap is opened via a button on the centre console.  
**02** Manual air conditioning is standard on S and SE models.  
**03** Interior shown is Golf Estate S with 'Airport' cloth upholstery.

## The Golf Estate E and S.

The Golf Estate E may be the introductory model to the Estate range, but it's far from basic. For example, ESP (including EDL and ASR) and ABS brakes with Electronic Brake-pressure Distribution are standard. This combination not only provides exceptional stopping power, it enables the car to remain steerable when braking in hazardous conditions.

It's also fitted with an electronic engine immobiliser, tinted glass, power steering, split folding rear seats, three-point seat belts and head restraints for the driver and all four passengers, central locking, a dust and pollen filter, a 'Beta' radio/cassette player with four front speakers, an under load-floor storage area and a removable luggage cover. Externally the black roof rails add to the Golf Estate's stylish finish.

Should you prefer the Golf Estate S, you'll also gain manual air conditioning, electrically heated and adjustable door mirrors, and front and rear electric windows.







## The Golf Estate SE.

Should you be seeking a few more luxuries, the SE model awaits.


With the SE you can relax in the firm, supportive seats trimmed with stylish 'Motion' velour upholstery. From this vantage point you'll notice manual air conditioning, front centre armrest, front cup holders, multifunction computer, multifunction steering wheel including cruise control, 'Gamma' radio/cassette player with eight speakers and a single CD player.

Your passengers will be equally grateful thanks to front and rear head restraints and a height-adjustable front passenger seat. Unwanted admirers are deterred by the central locking and alarm system with interior monitoring.



**01** The interior shown is Golf Estate SE automatic.

**02** The electrically-adjustable door mirrors are heated for improved visibility throughout the winter months. Standard feature on S, SE and Sport models.



**03** Switches for the electric windows and central locking are conveniently located in the door armrest. Standard feature on S, SE and Sport models.






**01** 'Montreal II' 16" alloy wheels with 205/55 tyres are standard on the Sport.



**02** The dash-mounted six CD autochanger provides hours of uninterrupted listening pleasure.



**03** Electronic climate control is a luxurious feature allowing a desired temperature to be consistently maintained.

**04** Model shown is Golf Estate Sport.

## The Golf Estate Sport.

The Sport is the ultimate Golf Estate, powered either by a 1.8 litre 20V 150 PS engine or a 1.9 litre TDI 130 PS diesel engine, both boosted by the latest turbocharging technology. From the moment you set eyes on its 16 inch 'Montreal II' alloy wheels, front sports seats and front fog lights, you know it's quality. So it probably comes as little surprise to find rain sensor and automatic dimming rear-view mirror, electronic climate control, and leather rimmed steering wheel, all fitted as standard. The Sport also benefits from a dash-mounted six CD autochanger.







**Because we all have different needs.**





**01** The combined 'Delta' radio and single CD player is optional on SE and Sport models.

**02** The dash-mounted six CD autochanger is standard on the Sport and available as an option on all other models.

**03** For perfect acoustics, Digital Sound Processing can be added to the 'Gamma' radio/cassette player.



## In-car entertainment.

Should you wish to upgrade the standard radio/cassette player, there are a number of factory-fitted options available. Both the 'Beta' and 'Gamma' units can be linked to a dash-mounted six CD autochanger to provide uninterrupted listening pleasure, even on the longest journeys.

Alternatively, you can select a single, front-loading CD player at extra cost on E and S models.

But for the serious hi-fi enthusiast, Digital Sound Processing is the ultimate system. DSP recreates the acoustics of your favourite environment from a large concert hall to an intimate jazz club. There are five adjustable acoustic settings for linear, pop, rock, jazz and classic.

DSP is only available for the 'Gamma' unit fitted to the SE and Sport models.

The 'Delta' system allows you to combine the benefits of digital room simulations available on DSP with a single CD player in one unit. Please note that with this option a dash-mounted six CD autochanger (if fitted) is replaced by a boot-mounted six CD autochanger.

## Navigation systems.

The combined satellite navigation and radio unit, with colour screen, offers route guidance via the display of road maps, route information, spoken instructions and visual arrow symbols in the centre of the instrument panel. Radio functions and control of the six CD boot-mounted autochanger are also provided. The navigation CD reader is mounted in the top of the unit. Please note that the unit will only accept the navigation CDs and NOT audio CDs. Available as a factory-fitted option, at extra cost, on Sport models.

Alternatively, you can choose the monochrome navigation system, radio and CD player in one unit. Route guidance is supplied via arrow symbols in both the unit and a display in the centre of the instrument panel, together with audible recommendations. The CD slot can be used for music CDs when the navigation system is not in use. In addition, this system will also operate the Volkswagen six CD boot-mounted autochanger. The monochrome navigation system is available as a factory-fitted option, at extra cost, on Sport models.

Please note the separate front-loading single CD player, dash-mounted six CD autochanger, DSP or navigation/radio system are not available in conjunction with each other.




**04** Navigation, radio and CD player in one unit with monochrome screen.



**05** Radio and satellite navigation system with colour screen.





- 01 A multifunction steering wheel is a convenient addition.
- 02 Preparing your car to carry children needn't be a lengthy operation.
- 03 When you're driving in near freezing temperatures, heated front seats are a welcome comfort.
- 04 The powerful washer jets clean the headlights for improved visibility and safety.

## Multifunction steering wheel.

The multifunction steering wheel with cruise control allows you to operate the cruise control and radio controls without taking your hands off the wheel. For a comfortable grip, it is trimmed in leather. The multifunction steering wheel is standard on SE models and optional on Sport models.

## Integrated child seats.

By simply folding back and raising the normal seat, a child can use the normal three-point seat belts. It provides effective protection and is positioned in seconds.

The integrated child seat is suitable for children classified by ECE-R<sup>1</sup> 44/03 standard in Group one (nine-18 kg), Group two (15-25 kg) and Group three (22-36 kg).

We recommend, however, that the child seat only be used by children of two years or more. Please note that children in Group one require a special restraining table which has been approved for use with the integrated child seat and which is available from your Volkswagen retailer.

<sup>1</sup> Economic Commission of Europe – Regulation.

## Parking sensor.

This ingenious system makes parking in the smallest spaces so much easier. Sensors in the rear bumper operate by ultrasound and emit a bleep. As objects get closer the sound signal becomes more frequent.

## The Winter pack.

During the coldest months, the optional Winter pack provides a touch more comfort as well as additional safety. It includes heated front seats with five preset temperature settings, powerful headlight washer jets, heated windscreen washer jets and a warning light to indicate when the screenwash is running low.



## Climatronic.


With optional climatronic you have the benefit of an electronically monitored interior temperature. Simply key in your preference and climatronic will maintain the temperature at your chosen level. Climatronic air conditioning is standard on Sport models and optional on S and SE models.

## Alloy wheels.

As a distinctive addition, you can choose from a range of alloy wheels, each one precision engineered to lightweight specifications. Our anti-theft wheel bolts will keep them securely in place.

## Cruise control.

Ideal for long motorway journeys, cruise control allows a speed to be programmed that will be automatically maintained. Activating the brake or clutch will deactivate the cruise control, but the last stored speed will be held in the memory, allowing you to resume cruising speed at the touch of a button. Cruise control is standard on SE models and optional on Sport models.



- 05 Climatronic is a luxurious addition allowing a desired temperature to be consistently maintained.
- 06 The elegant 'Avus II' 15" alloy wheels are available for the E, S and SE models. They are fitted with 195/65 R15 tyres and anti-theft wheel bolts.
- 07 BBS 'RS2' 16" alloy wheels with 205/55 R16 tyres. Available for Sport models.
- 08 'Santa Monica' 17" alloy wheels with 225/45 R17 tyres come complete with sports suspension. Available for S, SE and Sport models.



# Paint.

Non-Metallic paint	black <b>A1</b>	candy white <b>B4</b>
	ink blue <b>D3</b>	tornado red <b>G2</b>
	wheat beige <b>D1</b>	shadow blue <b>P6</b>
Metallic paint*	reflex silver <b>8E</b>	blue graphite <b>W9</b>
	diamond black <b>Z4</b>	oceanic green <b>8Z</b>
Pearl Effect paint*	berry red <b>9W</b>	

# Upholstery.

E, S 'Airport' cloth	black <b>AH</b>	grey <b>AJ</b>	beige <b>AM</b>
	SE 'Motion' velour	black <b>CM</b>	grey <b>CR</b>
Sport Sports seats in interwoven velour	black/anthracite <b>RD</b>	black/red <b>RE</b>	grey <b>RF</b>
	beige <b>RG</b>	black/blue <b>RJ</b>	
SE, Sport† Sport seats in part leather¹	black <b>VA (VV†)</b>	flannel grey <b>VE (VR†)</b>	beige <b>VH (VW†)</b>

Please note: The print process does not allow for exact reproduction of the paint and upholstery colours. For further details, please contact your Volkswagen retailer.  
 \* Metallic and Pearl Effect paint are optional at extra cost.  
 † Sports seats in part leather are optional at extra cost.



# Colour combinations.

Seat upholstery		Carpets	Dashboard	black A1	candy white B4	ink blue D3	tornado red G2	wheat beige metallic D1*	shadow blue metallic P6*	reflex silver metallic 8E*	blue graphite pearl effect W9*	diamond black pearl effect Z4*	oceanic green pearl effect 8Z*	berry red pearl effect 9W*
<b>E, S – ‘Airport’ cloth</b>	●													
black (AH)		black	black	●	●	●	●	●	●	●	●	●	●	●
grey (AJ)		grey	black/grey	●	●	●	●	●	●	●	●	●	●	●
beige (AM)		beige	black/beige	●	●	●		●	●		●	●	●	●
<b>SE – ‘Motion’ velour</b>	●													
black (CM)		black	black	●	●	●	●	●	●	●	●	●	●	●
grey (CR)		grey	black/grey	●	●	●	●	●	●	●	●	●	●	●
beige (CZ)		beige	black/beige	●	●	●		●	●		●	●	●	●
<b>Sport – sports seats in interwoven velour</b>	●													
black/anthracite (RD)		black	black	●	●	●	●	●	●	●	●	●	●	●
black/red (RE)		black	black	●	●		●			●		●		●
grey (RF)		grey	black/grey	●	●	●	●	●	●	●	●	●	●	●
beige (RG)		beige	black/beige	●	●	●		●	●		●	●	●	●
black/blue (RJ)		black	black	●	●	●				●		●		
<b>SE – Sports seats in part leather<sup>1</sup></b>	○													
black (VA)		black	black	○	○	○	○	○	○	○	○	○	○	○
flannel grey (VE)		grey	black/grey	○	○	○	○	○	○	○	○	○	○	○
beige (VH)		beige	black/beige	○	○	○		○	○		○	○	○	○
<b>Sport – Sports seats in part leather<sup>1</sup></b>	○													
black (VV)		black	black	○	○	○	○	○	○	○	○	○	○	○
flannel grey (VR)		grey	black/grey	○	○	○	○	○	○	○		○	○	○
beige (VW)		beige	black/beige	○	○	○		○	○		○	○	○	○

● Standard ○ Optional at extra cost

<sup>1</sup> Consists of: leather upper surface of seat base and backrest, leather door panel centre and door pull, front part of head restraints and top part of front armrest, leather rimmed steering wheel, handbrake grip and gear lever gaiter (not auto).

Please note:

\* Metallic and Pearl Effect paint are optional at extra cost.



## Technical specification.

		<b>E</b> <b>1.4 litre 75 PS</b>	<b>S, SE</b> <b>1.6 litre 102 PS automatic</b>	<b>S, SE</b> <b>1.6 litre 105 PS</b>	<b>S, SE</b> <b>2.0 litre 115 PS</b>	<b>Sport</b> <b>1.8 litre 20V Turbo 150 PS</b>
<b>Engine</b>	Engine type	Four cylinder in-line – petrol	Four cylinder in-line – petrol	Four cylinder in-line – petrol	Four cylinder in-line – petrol	Four cylinder in-line – petrol
	Cubic capacity, ltrs/cc	1.4/1390	1.6/1595	1.6/1598	2.0/1984	1.8/1781
	Bore/stroke, mm	76.5/75.6	81.0/77.4	76.5/86.9	82.5/92.8	81.0/86.4
	Max. output, PS <sup>(01)</sup> /kW at rpm	75/55 5000	102/75 5600	105/77 5700	115/85 5400	150/110 5700
	Max. torque, lbs.ft/Nm at rpm	94/128 3300	109/148 3800	109/148 4500	127/172 3200	155/210 1750
	Compression ratio	10.5 : 1	10.5 : 1	11.5 : 1	10.3 : 1	9.5 : 1
	Gearbox	Five speed manual	– Four speed automatic	Five speed manual	Five speed manual	Five speed manual
	Alternator, A – manual gearbox – automatic gearbox	70 –	– 70	70 –	70 –	70 –
	Battery, A (Ah) – manual gearbox – automatic gearbox	220 (44) –	– 280 (60)	– 220 (44)	220 (44) –	220 (44) –
	<b>Weights, kgs</b>	With manual gearbox: Unladen weight <sup>(02)</sup>	1393	–	1429	1449
Gross vehicle weight		1800	–	1840	1860	1870
Payload <sup>(02)</sup>		407	–	411	411	406
Axle load limit: Front		860	–	900	920	930
Rear		1010	–	1010	1010	1010
With automatic gearbox: Unladen weight <sup>(02)</sup>		–	1443	–	–	–
Gross vehicle weight		–	1850	–	–	–
Payload <sup>(02)</sup>		–	407	–	–	–
Axle load limit: Front		–	910	–	–	–
Rear		–	1010	–	–	–
<b>Trailer load limits, kgs <sup>(03)</sup></b>	Braked 12% incline – manual gearbox – automatic gearbox	1000 –	– 1200	1200 –	1400 –	1300 –
	Unbraked	580	600	600	600	600
	Towbar load limit	75	75	75	75	75
	Max. roof load	75	75	75	75	75
<b>Performance</b>	Top speed†, mph (km/h) – manual gearbox – automatic gearbox	106 (171) –	– 115 (185)	119 (192) –	121 (195) –	134 (216) –
	Acceleration, secs 0 - 62 mph – manual gearbox – automatic gearbox	15.2 –	– 13.0	11.5 –	11.4 –	9.2 –
	ABI insurance group	4	5, 6	6	8, 9	14
<b>Environmental information.</b> <b>Official fuel consumption</b> <b>according to EU Directive 99/94 <sup>(04)</sup>,</b> <b>mpg/ltr per 100 km</b>	Fuel grade, minimum	Unleaded, 95 RON <sup>(05)</sup>	Unleaded, 95 RON <sup>(05)</sup>	Unleaded, 95 RON <sup>(05)</sup>	Unleaded, 95 RON <sup>(05)</sup>	Unleaded, 95 RON <sup>(05)</sup>
	Fuel tank capacity, galls/ltrs	12.1/55	12.1/55	12.1/55	12.1/55	12.1/55
	With manual gearbox:					
	Urban	30.4/9.3	–	29.7/9.5	24.8/11.4	25.9/10.9
	Extra-urban	50.4/5.6	–	49.6/5.7	44.8/6.3	44.1/6.4
	Combined	40.4/7.0	–	39.8/7.1	34.4/8.2	34.9/8.1
	Official CO <sub>2</sub> emission, g/km <sup>(06)</sup>	168	–	170	197	194
	With automatic gearbox:					
	Urban	–	23.9/11.8	–	–	–
	Extra-urban	–	43.5/6.5	–	–	–
	Combined	–	33.2/8.5	–	–	–
	Official CO <sub>2</sub> emission, g/km <sup>(06)</sup>	–	204	–	–	–
	Emission class – manual gearbox – automatic gearbox	EURO 4 –	– EURO 4	– EURO 4	EURO 4 –	EURO 4 –
Noise, dB – manual gearbox – automatic gearbox	73 –	– 69	– 71	72 –	71 –	

† Where the law permits.



## Technical specification.

		<b>E</b> <b>1.9 SDI 68 PS</b>	<b>S, SE</b> <b>1.9 TDI 100 PS</b>	<b>S, SE, Sport</b> <b>1.9 TDI 130 PS</b>
<b>Engine</b>	Engine type	Four cylinder in-line – diesel	Four cylinder in-line – diesel	Four cylinder in-line – diesel
	Cubic capacity, ltrs/cc	1.9/1896	1.9/1896	1.9/1896
	Bore/stroke, mm	79.5/95.5	79.5/95.5	79.5/95.5
	Max. output, PS <sup>(01)</sup> /kW at rpm	68/50 4200	100/74 4000	130/96 4000
	Max. torque, lbs.ft/Nm at rpm	98/133 2200	177/240 1800	228/310 1900
	Compression ratio	19.5 : 1	19.0 : 1	19.0 : 1
	Gearbox	Five speed manual –	Five speed manual Five speed auto tiptronic*	Six speed manual Five speed auto tiptronic*
	Alternator, A – manual gearbox – automatic gearbox	120 –	120 70	120 70
	Battery, A (Ah) – manual gearbox – automatic gearbox	380 (70) –	340 (70) 380 (80)	380 (80) 380 (80)
	<b>Weights, kgs</b>	With manual gearbox: Unladen weight <sup>(02)</sup>	1448	1500
Gross vehicle weight		1860	1900	1920
Payload <sup>(02)</sup>		412	400	406
Axle load limit: Front		920	960	980
Rear		1010	1010	1010
With automatic gearbox: Unladen weight <sup>(02)</sup>		–	1559	1554
Gross vehicle weight		–	1960	1960
Payload <sup>(02)</sup>		–	401	406
Axle load limit: Front		–	1020	1020
Rear		–	1010	1010
<b>Trailer load limits, kgs <sup>(03)</sup></b>	Braked 12% incline – manual gearbox – automatic gearbox	850 –	1300 1300	1400 1400
	Unbraked	600	600	600
	Towbar load limit	75	75	75
	Max. roof load	75	75	75
<b>Performance</b>	Top speed†, mph (km/h) – manual gearbox – automatic gearbox	99 (160) –	117 (188) 115 (185)	127 (205) 126 (202)
	Acceleration, secs 0 - 62 mph – manual gearbox – automatic gearbox	18.5 –	12.7 13.9	10.5 11.4
	ABI insurance group	4	8	8
<b>Environmental information.</b> <b>Official fuel consumption</b> <b>according to EU Directive 99/94 <sup>(04)</sup>,</b> <b>mpg/ltr per 100 km</b>	Fuel grade, minimum	Diesel <sup>(07)</sup>	Diesel <sup>(07)</sup>	Diesel <sup>(07)</sup>
	Fuel tank capacity, galls/ltrs	12.1/55	12.1/55	12.1/55
	With manual gearbox:			
	Urban	39.2/7.2	40.9/6.9	39.2/7.2
	Extra-urban	62.8/4.5	62.8/4.5	61.4/4.6
	Combined	52.3/5.4	52.3/5.4	51.4/5.5
	Official CO <sub>2</sub> emission, g/km <sup>(06)</sup>	146	146	149
	With automatic gearbox:			
	Urban	–	32.1/8.8	30.7/9.2
	Extra-urban	–	53.3/5.3	53.3/5.3
	Combined	–	42.8/6.6	42.2/6.7
	Official CO <sub>2</sub> emission, g/km <sup>(06)</sup>	–	178	181
	Emission class – manual gearbox – automatic gearbox	EURO 3 –	EURO 3 EURO 3	EURO 3 EURO 3
Noise, dB – manual gearbox – automatic gearbox	73 –	74 69	72 72	

\* Five speed automatic tiptronic transmission is not available on S TDI models. † Where the law permits.



## Technical specification.

- 01) The maximum power output figures are quoted in PS (or Pferdestärke, which is the metric equivalent of horsepower). To convert from metric to imperial horsepower, divide the PS figure by 1.0139.
- 02) Figures are calculated in accordance with manufacturer's criteria. Vehicle unladen weight ranges with 90% tank capacity without driver (75 kg). The individual unladen weight depends on the specification of the vehicle, this then reduces the possible payload accordingly.
- 03) With increasing altitude the engine performance diminishes. From 1,000 m above sea level and for every 1,000 m thereafter 10% of the vehicle/trailer weight (trailer weight + gross vehicle weight) must be deducted.
- 04) The consumption calculation according to 1999/100/EC is based on the actual unladen weight of the vehicle. Additional specifications can lead to a higher weight class and hence to consumption figures of this higher weight class. The driving style, road and traffic conditions, environmental influences and vehicle condition can in practice lead to consumption figures, which may differ from those calculated with this standard.

- 05) Thanks to the knock control, unleaded four star (at least 95 RON) can be used instead of Super plus unleaded.
- 06) The weight of a vehicle will influence the level of CO<sub>2</sub> emission it produces; as a result, vehicles with higher levels of specification and factory-fitted options may emit higher levels of CO<sub>2</sub>. The CO<sub>2</sub> figure quoted for each vehicle is the maximum possible. The unladen weight of the vehicle is calculated by range at the time of manufacture and the maximum possible CO<sub>2</sub> emission for that weight range is applied according to the Council Directive 80/1268EEC as amended by Commission Directive 1999/100/EC on the approximation of the laws of the member states relating to the carbon dioxide emissions and the fuel consumption of motor vehicles.
- 07) The use of bio diesel according to DIN 51606 is possible to about -10°C.

## The technology.

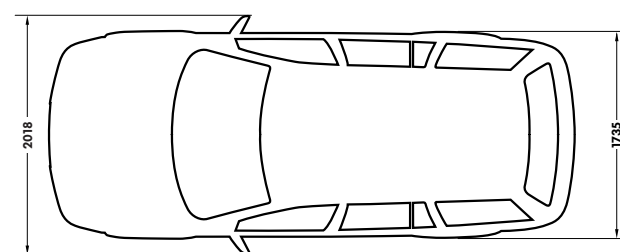
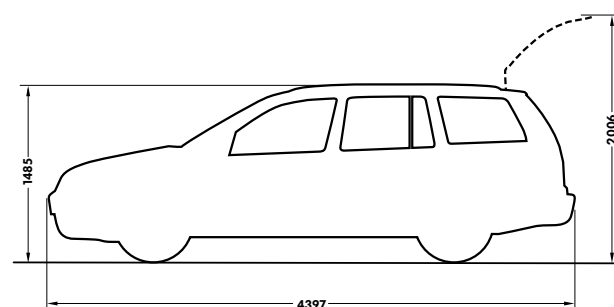
### Engines

- Front transversely-mounted engine
- 1.4 litre/75 PS<sup>(01)</sup> (55 kW) petrol engine. Four cylinder in-line engine, alloy cylinder block and cylinder head with double overhead camshaft, four valves per cylinder.
- 1.6 litre/102 PS<sup>(01)</sup> (75 kW) petrol engine. Four cylinder in-line engine, alloy cylinder block and cylinder head with single overhead camshaft, two valves per cylinder.
- 1.6 litre/105 PS<sup>(01)</sup> (77 kW) petrol engine. Four cylinder in-line engine, alloy cylinder block and cylinder head with double overhead camshaft, four valves per cylinder.
- 2.0 litre/115 PS<sup>(01)</sup> (85 kW) petrol engine. Four cylinder in-line engine, alloy cylinder block and cylinder head with single overhead camshaft, two valves per cylinder.
- 1.8 litre/150 PS<sup>(01)</sup> (110 kW) petrol engine. Four cylinder in-line engine, alloy cylinder block and cylinder head with double overhead camshaft, five valves per cylinder.
- 1.9 litre/68 PS<sup>(01)</sup> (50 kW) diesel engine. Four cylinder in-line engine, cast iron cylinder block, alloy cylinder head with single overhead camshaft, two valves per cylinder.
- 1.9 litre/100 PS<sup>(01)</sup> (74 kW) diesel engine. Four cylinder in-line engine, cast iron cylinder block, alloy cylinder head with single overhead camshaft, two valves per cylinder.
- 1.9 litre/130 PS<sup>(01)</sup> (96 kW) diesel engine. Four cylinder in-line engine, cast iron cylinder block, alloy cylinder head with single overhead camshaft, two valves per cylinder.

## Dimensions.

### Exterior dimensions

Length, mm	4397
Width – excluding door mirrors, mm	1735
Width – opened doors (front/back), mm	3536/3337
Height, mm	1485
Height – opened tailgate/floor, mm	2006
Height – opened bonnet/floor, mm	1737
Wheelbase, mm	2515



### Transmission

- Front wheel drive
- Five speed manual: 1.4 litre 75 PS, 1.6 litre 105 PS, 2.0 litre 115 PS, 1.8 litre 20V Turbo 150 PS, 1.9 litre SDI 68 PS, 1.9 litre TDI 100 PS
- Six speed manual: 1.9 litre TDI 130 PS
- Four speed automatic: 1.6 litre 102 PS
- Five speed automatic tiptronic: 1.9 litre TDI 100 PS, 1.9 litre TDI 130 PS

### Running gear

- Front axle: McPherson suspension struts and coil springs. Anti-roll bar. Track stabilising steering geometry
- Rear axle: Torsion beam trailing arm with track-correcting bearings and anti-roll bar
- Brakes system: ABS with EBD. Diagonally split circuits. Servo assisted. Front ventilated discs. Rear discs
- Turning circle: 35.8 feet/10.9 metres

### Steering

- Power-assisted, maintenance-free rack and pinion. Collapsible steering column



## Standard equipment.

### Standard items of equipment E

#### Volkswagen service

- 3-year/60,000 miles warranty (whichever is soonest)
- 3-year paintwork warranty
- 12-year body protection warranty
- LongLife Servicing
- Volkswagen Assistance

#### Exterior

- Body-coloured bumper with black bumper strips and side bump strips
- Body-coloured door mirrors
- Full size wheel trims
- Fully galvanised body
- Heat insulating tinted glass
- Roof rails, black
- 6J x 15 steel wheels with 195/65 R15 tyres

#### Interior

- Anti dazzle rear-view mirror
- Driver's seat height adjustment
- Load sill protection
- Luggage compartment, illuminated
- Removable rear luggage cover
- Storage compartments in front doors
- Upholstery – 'Airport' cloth

#### Function

- Central locking with security protection
- Dust and pollen filter
- Electric headlight height adjustment
- Electronic engine immobiliser
- Front wiper with 4 speeds and interval delay
- Fuel filler flap with remote locking
- Full size steel spare wheel
- Glovebox, lockable and illuminated
- Heated rear window
- Height and reach adjustable steering wheel
- Illuminated sun visor mirrors
- Instrument lighting, blue adjustable panel illumination
- Interior light delay

#### Function (continued)

- Power-assisted steering
- Radio/cassette 'Beta' with RDS, 4 front speakers and roof aerial
- Rear reading lights, x 2
- Rear screen wiper with automatic wash/wipe
- Split folding rear seat backrests
- Under load-floor storage area
- Warning buzzer for lights if left on

#### Safety

- ABS (Anti-lock Braking System) with EBD (Electronic Brake-pressure Distribution)
- Door side impact protection
- Driver's and front passenger's airbags
- ESP (Electronic Stabilisation Programme) – includes EDL (Electronic Differential Lock) and ASR (Traction Control)
- Front and rear head restraints
- Front seat side impact airbags
- Front three-point height-adjustable seat belts with tensioners
- High level 3rd brake light
- Isofix child seat preparation
- Rigid safety cell with front and rear crumple zones
- Safety padded steering wheel
- 3 rear head restraints
- 3 rear three-point seat belts

### Additional items of equipment S

#### Function

- Air conditioning, manual
- Electrically heated and adjustable door mirrors
- Electric windows, front and rear

### Additional items of equipment SE

#### Interior

- Cup holders, front x 2
- Front centre armrest
- Front passenger's seat height adjustment
- Upholstery – 'Motion' velour

#### Function

- Alarm with interior protection and remote central locking
- CD player, single
- Multifunction computer
- Multifunction steering wheel including cruise control (optional on Sport)
- Radio/cassette 'Gamma' with RDS, 8 speakers and roof aerial
- 12V socket in luggage compartment

### Additional items of equipment Sport

#### Interior

- Cup holders, rear x 2
- Front seat backrest storage nets
- Front sport seats with height adjustment
- Three-spoke leather rimmed steering wheel
- Upholstery – interwoven velour

#### Exterior

- Body-coloured bumper strips and side bump strips
- Front fog lights integrated within headlights
- 6½J x 16 'Montreal II' alloy wheels with 205/55 R16 tyres and anti-theft wheel bolts

#### Function

- Air conditioning with electronic climate control
- Carpet mats, front and rear
- Rain sensor and automatic dimming interior rear-view mirror
- 6 disc CD autochanger, dash-mounted



# Volkswagen service for your peace of mind.

## **The Volkswagen Warranty.**

### **Three-year Warranty.**

All Volkswagen Golf Estates come with a three-year/60,000 miles warranty, which protects your car against the failure of most mechanical and electrical components due to manufacturing defects. This comprises a two-year manufacturer's warranty with unlimited mileage plus a further one-year/60,000 miles (whichever is soonest) Retailer Warranty. Should the mileage exceed 60,000 miles within the first two years, the manufacturer's two-year warranty will still be valid. If an additional warranty for subsequent years or higher mileage is desired, it may be purchased from an authorised Volkswagen retailer or repairer; however, this additional warranty must be purchased before the mileage reaches 60,000. Full details of the three-year warranty are available from your authorised Volkswagen retailer or repairer.

### **Three-year Paint Warranty.**

The paintwork of the Golf Estate is covered against manufacturing defects for a period of three years. Naturally, the Golf Estate must be cared for in compliance with the operating instructions which will be found in your vehicle handbook. Please consult your authorised Volkswagen retailer or repairer for full warranty details.

### **12-year Body Protection Warranty.**

The internal body sections and panels of the Golf Estates are covered against rusting through from the inside for 12 years. Naturally, the Golf Estate must be cared for in compliance with the operating instructions. Please consult your authorised Volkswagen retailer or repairer for full warranty details.

## **Service Intervals for Petrol and Diesel Engines.**

Volkswagen has always been dedicated to protecting the environment. That's why all Golf Estates come with a LongLife Service regime. As a result of longer service intervals the engine oil requirement can be significantly reduced over the vehicle's total life, which results in less waste oil to dispose of and reduces the burden on the environment.

The LongLife Service regime is so called because there are no set service intervals. The interval between services, depending on how you drive your vehicle and the conditions of use, can be anywhere from 9,000 miles or 12 months (whichever is soonest), up to a maximum of 30,000 miles\* or 24 months (whichever is soonest). The Service Interval Display in the instrument panel will indicate when a service is required.

This LongLife Service regime has been made possible due to the development of new Volkswagen engines with the latest technically advanced long-life oils. These engines use built-in sensors that continually monitor the oil quality, making it possible to enjoy reliable and confident motoring for up to a maximum of 30,000 miles\* or 24 months (whichever is soonest).

If you would like a more traditional service regime the Golf Estate can be adapted by your authorised Volkswagen retailer or repairer to the Time/Distance regime. This can be done at the point of vehicle sale or when an inspection service is carried out.

\* The maximum of 30,000 miles is for the diesel engines. Petrol engines have a lower maximum mileage.

All mileages are approximate as the system uses kilometres as the distance measure.

Please consult your authorised Volkswagen retailer or repairer for full details.

## **Approved Accessories.**

A comprehensive range of accessories from alloy wheels to carpet mats is available to complement the factory-fitted option list. Volkswagen approved accessories purchased from and fitted by your authorised Volkswagen retailer at the point of vehicle sale will also benefit from the three-year vehicle warranty.

## **Volkswagen Insurance.**

Competitive insurance premiums are available to Volkswagen owners through Volkswagen Insurance Service (Great Britain) Limited. Volkswagen Insurance guarantees that all repair work is undertaken by an authorised Volkswagen retailer or repairer. For a quotation, telephone Linkline on 0845 600 8006.

## **Extended Warranty.**

You may purchase additional protection from your authorised Volkswagen retailer or repairer, or contact 0870 9000 115.

## **Volkswagen Finance†.**

Volkswagen Finance offers a dedicated service to meet the needs of both the business user and the private motorist. We can help you choose the right type of finance and will tailor the package to meet your specific requirements. Please consult your authorised Volkswagen retailer for details.

† Volkswagen Finance is a trading name of Volkswagen Financial Services (UK) Limited.

## **Volkswagen Assistance.**

Every new car is registered for Volkswagen Assistance for one year. This provides vehicle recovery in the unlikely event of a breakdown (subject to conditions). Volkswagen Assistance can also be purchased for subsequent years. For full details, please contact your authorised Volkswagen retailer.

## **Tax Free Sales.**

For full details, please contact your authorised Volkswagen retailer.

## **CO<sub>2</sub> Emission.**

The weight of a vehicle will influence the level of CO<sub>2</sub> emission it produces; as a result, vehicles with higher levels of specification and factory-fitted options may emit higher levels of CO<sub>2</sub>.

The CO<sub>2</sub> figure quoted for each vehicle is the maximum possible. The unladen weight of the vehicle is calculated by range at the time of manufacture and the maximum possible CO<sub>2</sub> emission for that weight range is applied according to the Council Directive 80/1268EEC as amended by Commission Directive 1999/100/EC on the approximation of the laws of the member states relating to the carbon dioxide emissions and the fuel consumption of motor vehicles.

## **Please Note:**

Some illustrations in this brochure do not necessarily reflect UK specifications and may not be available. In particular, controls and some items of equipment are positioned differently for the UK.

The specifications contained in this brochure are for information purposes only and are subject to change. If you require any specific feature, you must consult your authorised Volkswagen retailer who is regularly updated with any change in specification. Please check model availability and full specification details with your authorised Volkswagen retailer prior to ordering.

The TDI® is a registered trademark of Volkswagen AG.

Note: We would like to advise you that telephone calls to Volkswagen Customer Care may be monitored and recorded as part of our training and quality assurance processes. All our monitoring and recording processes meet Ofcom regulations.



# The Golf Estate

Volkswagen Information Service. Telephone 0800 333 666

Internet: [www.volkswagen.co.uk](http://www.volkswagen.co.uk)

© Volkswagen Group United Kingdom Limited 2004.

Issue: 1 June 2004. Printed in UK.

PVW007GO