



Aus Liebe zum Automobil

The new Passat



Design.



The minute you set eyes on the new Passat, your heart will beat faster. The exterior boasts power and charisma, with the wide track width and low-set front end all producing a striking appearance, giving a hint of the driving pleasure to come. The gleaming chrome-plated radiator grille surround (01), a real design highlight, reinforces the story. The rounded in-set headlights add an extra touch of style, with the rear lights using LED technology (04) for clearer, brighter light. Add to that the confident shape of the C pillar (02) and the curved breakaway edge of the rear, giving real body definition, and the story of aerodynamic design and sports performance is complete.

It's not just aesthetic appeal where the new Passat excels, however. Innovative design is also paramount. Right from initial development, many features were designed to contribute to safety, such as the V-shaped engine bonnet, providing integral pedestrian protection. And the greatest attention was given to the smallest detail, resulting in such special touches as the elegantly shaped body-coloured door handles and door mirrors with integrated LED indicators (03) and the minimal gaps between panels. With the galvanised body providing a 12-year warranty against corrosion, it's all testimony to Volkswagen's legendary build quality and precision approach.



Model shown is SEL with optional Bi-Xenon headlights, front fog lights and parking sensors.


Interior.



The interior of the new Passat has been carefully designed to ensure you feel at home as soon as you sit behind the wheel. A combination of optional wood trim and beautiful decor, made from the finest quality materials (01), interplay perfectly, suffusing the interior (05) with a feeling of luxury and calm. And it's not simply a question of aesthetics. Ergonomic design actually makes driving easier. For a start, all the controls are arranged so that handling becomes intuitive (04). The instrument panel is within your immediate field of vision, giving you all the information you need while driving – from the speed of the vehicle to the temperature outside. The electronic parking brake (02) and ignition (03) are also positioned for ease of use, and operate literally at the touch of a button.

The same degree of ease and comfort can also be found in the seats of the new Passat. Easily adjustable and fitted with head restraints you're guaranteed maximum support whichever seat you choose. In fact, the SE's 6-way electrically-adjustable driver's seat is surpassed only by the optional 12-way electrically-adjustable seat. Both offer adjustments for lumbar support and seat back angle, with the addition of electric seat height adjustment on the 12-way option, enabling you to sit back and relax, enjoying the most ergonomically beneficial position for your spine.

Generous interior space is another contributory factor to overall comfort, with the transversely mounted engine providing more room than ever before for passengers and luggage, and giving all occupants significantly more legroom. Should you need to transport bulky objects or luggage, the new Passat offers an impressive capacity of 485 litres*. In addition, a novel stowage concept provides extra space in the vehicle interior, enabling you to store maps, sunglasses and CDs in the doors, overhead console or centre console. On SE models and above, the front seat centre armrest (06) houses a handy storage compartment, while rear seat passengers benefit from the armrest's two additional air vents. And so you don't miss out on cool snacks in the heat of the summer, the new Passat's air conditioning system even cools the glove compartment.



* Measured in accordance with ISO 3832. VDA measuring method using 200 x 100 x 50 mm blocks and with rear seat backrest upright.



Model shown is SE with optional 17" 'Le Mans' alloy wheels and front fog lights.

Sheer pleasure.



Interior shown is S with optional radio system RCD 500.



The new Passat S.

More comfort, more safety and, above all, more driving pleasure. That's what you can expect from the new Passat S, where a whole host of standard fittings provides everything you would expect – and more – from an extraordinary car. The front windows and heated door mirrors are electrically operated, the boot lid opens automatically with remote operation, especially useful when you're loading large amounts of shopping, and the press and drive key allows you to start the engine simply by pushing the key. In addition, the rear seat backrest with its integral centre armrest splits 60:40 allowing it to be folded down in separate sections, ideal if you're loading up bulky items, and the stylish four-spoke steering wheel individually adjusts to your optimum driving position. And that's just for starters. Also fitted as standard is an electronic parking brake, RCD 300 radio/single CD player, 'Climatic' semi-automatic air conditioning and alarm with interior protection and remote central locking.

Driving the new Passat S is an even more enjoyable experience. One reason is certainly the 16" 'Milwaukee' alloy wheels with 215/55 R16 tyres, guaranteeing dynamic handling and appearance. Another is the eye-catching interior, with its 'Blackpoint' inlaid decor and whole array of practical stowage trays and storage compartments positioned in the doors and overhead console. There's even space in the driver's door for the optionally available Volkswagen umbrella. To ensure driving is not just pleasurable but also worry-free, the new Passat S benefits from many special safety features, such as electro-mechanical power-assisted steering, active head restraints in the front, front airbags with front passenger airbag deactivation, front seat side impact airbags, curtain airbags, and an Electronic Stabilisation Programme (ESP). As you can see, Volkswagen have thought of everything – all you have to do is concentrate on enjoying the drive.



The new Passat SE.

Whether you're taking a long or short journey, you can be sure that driving the new Passat SE is a real joy because, quite simply, everything has been included to make driving as easy as possible. In fact, virtually no other car in its class is as versatile, thanks to its superior fittings and equipment. The SE can be distinguished by its body-coloured front bumper strips, chrome-plated side bump strips and rear bumper strips, chrome side window surrounds and 16" 'Catalunya' alloy wheels with 215/55 R16 tyres.

The electrically-operated 6-way adjustable driver's seat and manually adjustable front passenger seat guarantee the best possible seating posture at all times, while the high quality 'Verona' velour upholstery, complemented by 'Blackpoint' decorative dashboard inserts, 'Soft Silver' centre console inserts and leather rimmed steering wheel, ensures maximum comfort and style. A load-through feature in the rear seat enables you to transport more bulky objects, while interior comfort is assured with a front centre armrest incorporating a cooled storage compartment and rear air vents, electric rear windows and a RCD 300 radio/single CD player with eight speakers. And to reduce stress on longer journeys, cruise control will automatically maintain your desired speed above 19 mph without you having to touch the accelerator pedal.



Interior shown is SE with optional radio system RCD 500.

Please note that SE models feature a leather rimmed three-spoke steering wheel as standard (not shown).



Interior shown is Sport with optional Nappa leather upholstery and radio system RCD 500.



The new Passat Sport.

Power and charisma – that's what the new Passat Sport stands for. Both the bodywork and interior equipment are designed to withstand the most demanding requirements of sports handling. And regardless of which engine specification you choose, a combination of the sporty 17" 'Monte Carlo' alloy wheels with 235/45 R17 tyres ensures that the lowered sports suspension performs safely and spectacularly on tarmac. Of course, it's not until you actually drive the new Passat Sport that the full dynamic extent of this exceptional car is really revealed.

Once you're in the driving seat, you'll certainly be won over by the streamlined interior and elegant yet ergonomic design of the fittings. Take the electrically-operated 6-way adjustable driver's sport seat, for example, providing the driver with optimum lateral support at all times. Or the leather rimmed three-spoke steering wheel and gear knob for that all important extra grip, with the added luxury of 2Zone electronic climate control and tinted windows from the B pillar backwards. The multifunction display on the instrument panel keeps you up to date with information about your journey as you drive, the automatically dimming interior rear-view mirror, rain sensor and front fog lights ensure good visibility even during bad weather, and the automatic headlight switch, fitted with a coming/leaving home lighting function, enables the door mirror indicators, headlights and rear lights to illuminate the immediate area, making it easier and safer for you to get in or out of the car. Who says driving the new Passat Sport is the only sport you can enjoy?



The new Passat SEL.*

Meticulously crafted as you'd expect from all new Passats, the new Passat SEL goes one step further, offering a whole range of high specification features all fitted as standard. You'll find refinements such as Alcantara leather front sports seats which are heated for added comfort, and complemented by brushed aluminium or walnut wood decorative inserts in the dash and centre console, depending on your chosen upholstery colour. There are a host of features that create a more relaxed driving environment. The 2Zone electronic climate control maintains your chosen temperature, the rain sensor automatically activates the windscreen wipers at the first drop of rain, the automatic dimming interior rear-view mirror reacts if a following car's headlights are too high, and the radio system RCD 500 comes equipped with a dash-mounted six CD autochanger and eight speakers.

Externally, the SEL can be distinguished by its chrome-plated radiator grille and roundel surround, chrome side window surrounds and 16" 'Adelaide' alloy wheels with 215/55 R16 tyres. The door mirrors are electrically heated and also have integrated indicators with LED technology, and along with the headlights and rear lights, illuminate the surrounding area when activated by the coming/leaving home lighting function.

* Not available from launch, please contact your Volkswagen retailer for full details.



Interior shown is SEL with optional Dynaudio soundpack.

Engines.



Every journey is a special experience in the new Passat, thanks to Volkswagen's superb range of economical, high-torque petrol and diesel engines, all designed to make driving pure pleasure. The two FSI petrol variants benefit from innovative direct injection technology, where the fuel is injected into the combustion chamber under high pressure, resulting in impressive power and economy even at low revs. The powerful four cylinder 1.6 litre engine develops a healthy 115 PS. The exceptional 2.0 litre engine with six speed gearbox offers even greater drive dynamics, generating 150 PS and ensuring others only have the new Passat's elegant rear end to admire.

The two diesel variants are particularly sophisticated, mainly in terms of flexibility and fuel economy. First is the four cylinder 1.9 litre TDI engine with a five speed gearbox, developing 105 PS and 250 Nm of torque at 1,900 rpm. Like every new Passat, it has a 70 litre fuel tank, and thanks to 'Pumpe Düse' technology, achieves 48.7 mpg on the Combined cycle* – a benefit that will make your next journey even more pleasurable.

The second diesel option, the powerful 2.0 litre TDI engine, with a six speed manual gearbox produces added performance, delivering 140 PS and 320 Nm at just 2,500 rpm while returning 47.1 mpg on the Combined cycle*.

In addition to these superb engines, three further engines† will be available later in the year. Two petrol variants will be available, a 2.0 litre turbo generating 200 PS and a more powerful 3.2 litre V6 developing 250 PS. The diesel alternative, a 2.0 litre TDI engine producing an impressive 170 PS, will also be available.



* Please see the Engines section for fuel consumption and CO₂ emissions figures.

† These engines will not be available from launch, please contact your Volkswagen retailer for full details.

S, SE – 1.6 litre FSI 115 PS.

Technical specification.

		Manual	Automatic*
Engine	Engine type	Four cylinder petrol	Four cylinder petrol
	Cubic capacity, ltrs/cc	1.6/1598	1.6/1598
	Bore/stroke, mm	76.5/86.9	76.5/86.9
	Max. output, PS ⁽⁰¹⁾ /kW at rpm	115/85 6000	115/85 6000
	Max. torque, lbs.ft/Nm at rpm	114/155 4000	114/155 4000
	Compression ratio	12.0 : 1	12.0 : 1
	Gearbox	Six speed manual	Six speed auto tiptronic*
	Alternator, A	110	TBA
	Battery, A (Ah)	220 (44)	TBA
Weights, kgs	Unladen weight ⁽⁰²⁾	1520	TBA
	Gross vehicle weight	1960	TBA
	Payload ⁽⁰²⁾	440	TBA
	Axle load limit: Front Rear	1000 1010	TBA TBA
Trailer load limits, kgs⁽⁰³⁾	Braked 12% incline	1300	TBA
	Unbraked	710	710
	Towbar load limit	85	85
	Max. roof load	100	100
Performance	Top speed†, mph (km/h)	124 (200)	TBA
	Acceleration, secs 0 - 62 mph	11.4	TBA
	ABI insurance group	7, 7	7, 7
Environmental information	Fuel grade, minimum	Unleaded, 95 RON ⁽⁰⁴⁾	Unleaded, 95 RON ⁽⁰⁴⁾
	Fuel tank capacity, galls/ltrs	15/70	15/70
	Official fuel consumption, mpg/ltr per 100 km ⁽⁰⁵⁾		
	Urban	28.0/10.1	TBA
	Extra-urban	45.6/6.2	TBA
	Combined	37.2/7.6	TBA
	Official CO ₂ emission, g/km ⁽⁰⁶⁾	182	197
	Emission class	EURO 4	EURO 4
Noise, dB	74.0	TBA	

* Not available from launch, please contact your Volkswagen retailer for full details.

† Where the law permits.

Notes.

- 01) The maximum power output figures are quoted in PS (or Pferdestärke, which is the metric equivalent of horsepower). To convert from metric to imperial horsepower, divide the PS figure by 1.0139.
- 02) Figures are calculated in accordance with manufacturer's criteria. Vehicle unladen weight ranges with 90% tank capacity without driver. The individual unladen weight depends on the specification of the vehicle, this then reduces the possible payload accordingly.
- 03) With increasing altitude the engine performance diminishes. From 1,000 m above sea level and for every 1,000 m thereafter 10% of the vehicle/trailer weight (trailer weight + gross vehicle weight) must be deducted.
- 04) Thanks to the knock control, unleaded four star (at least 95 RON) can be used instead of unleaded Super plus. In order to achieve maximum fuel consumption benefits on the FSI engine, Ultra Low Sulphur Petrol (ULSP) must be used.
- 05) Official fuel consumption according to EU Directive 99/94. The consumption calculation according to 1999/100/EC is based on the actual unladen weight of the vehicle. Additional specifications can lead to a higher weight class and hence to consumption figures of this higher weight class. The driving style, road and traffic conditions, environmental influences and vehicle condition can in practice lead to consumption figures, which may differ from those calculated with this standard.
- 06) The weight of a vehicle will influence the level of CO₂ emission it produces; as a result, vehicles with higher levels of specification and factory-fitted options may emit higher levels of CO₂. The CO₂ figure quoted for each vehicle is the maximum possible. The unladen weight of the vehicle is calculated by range at the time of manufacture and the maximum possible CO₂ emission for that weight range is applied according to the Council Directive 80/1268EEC as amended by Commission Directive 1999/100/EC on the approximation of the laws of the member states relating to the carbon dioxide emissions and the fuel consumption of motor vehicles.

S, SE, Sport – 2.0 litre FSI 150 PS.

Technical specification.

		Manual	Automatic*
Engine	Engine type	Four cylinder petrol	Four cylinder petrol
	Cubic capacity, ltrs/cc	2.0/1984	2.0/1984
	Bore/stroke, mm	82.5/92.8	82.5/92.8
	Max. output, PS ⁽⁰¹⁾ /kW at rpm	150/110 6000	150/110 6000
	Max. torque, lbs.ft/Nm at rpm	148/200 3500	148/200 3500
	Compression ratio	11.5 : 1	11.5 : 1
	Gearbox	Six speed manual	Six speed auto tiptronic*
	Alternator, A	140	TBA
	Battery, A (Ah)	280 (60)	TBA
Weights, kgs	Unladen weight ⁽⁰²⁾	1583	TBA
	Gross vehicle weight	2000	TBA
	Payload ⁽⁰²⁾	417	TBA
	Axle load limit: Front	1040	TBA
	Rear	1010	TBA
Trailer load limits, kgs⁽⁰³⁾	Braked 12% incline	1500	TBA
	Unbraked	730	730
	Towbar load limit	85	85
	Max. roof load	100	100
Performance	Top speed†, mph (km/h)	132 (213)	TBA
	Acceleration, secs 0 - 62 mph	9.4	TBA
	ABI insurance group	10, 10, 11	10, 10, 11
Environmental information	Fuel grade, minimum	Unleaded, 95 RON ⁽⁰⁴⁾	Unleaded, 95 RON ⁽⁰⁴⁾
	Fuel tank capacity, galls/ltrs	15/70	15/70
	Official fuel consumption, mpg/ltr per 100 km ⁽⁰⁵⁾		
	Urban	24.6/11.5	22.1/12.8
	Extra-urban	42.8/6.6	42.8/6.6
	Combined	33.6/8.4	31.7/8.9
	Official CO ₂ emission, g/km ⁽⁰⁶⁾	202	214
	Emission class	EURO 4	EURO 4
Noise, dB	74.0	71.0	

* Not available from launch, please contact your Volkswagen retailer for full details.

† Where the law permits.

Notes.

- 01) The maximum power output figures are quoted in PS (or Pferdestärke, which is the metric equivalent of horsepower). To convert from metric to imperial horsepower, divide the PS figure by 1.0139.
- 02) Figures are calculated in accordance with manufacturer's criteria. Vehicle unladen weight ranges with 90% tank capacity without driver. The individual unladen weight depends on the specification of the vehicle, this then reduces the possible payload accordingly.
- 03) With increasing altitude the engine performance diminishes. From 1,000 m above sea level and for every 1,000 m thereafter 10% of the vehicle/trailer weight (trailer weight + gross vehicle weight) must be deducted.
- 04) Thanks to the knock control, unleaded four star (at least 95 RON) can be used instead of unleaded Super plus. In order to achieve maximum fuel consumption benefits on the FSI engine, Ultra Low Sulphur Petrol (ULSP) must be used.
- 05) Official fuel consumption according to EU Directive 99/94. The consumption calculation according to 1999/100/EC is based on the actual unladen weight of the vehicle. Additional specifications can lead to a higher weight class and hence to consumption figures of this higher weight class. The driving style, road and traffic conditions, environmental influences and vehicle condition can in practice lead to consumption figures, which may differ from those calculated with this standard.
- 06) The weight of a vehicle will influence the level of CO₂ emission it produces; as a result, vehicles with higher levels of specification and factory-fitted options may emit higher levels of CO₂. The CO₂ figure quoted for each vehicle is the maximum possible. The unladen weight of the vehicle is calculated by range at the time of manufacture and the maximum possible CO₂ emission for that weight range is applied according to the Council Directive 80/1268EEC as amended by Commission Directive 1999/100/EC on the approximation of the laws of the member states relating to the carbon dioxide emissions and the fuel consumption of motor vehicles.

S, SE – 1.9 litre TDI 105 PS.

Technical specification.

		Manual	
Engine	Engine type	Four cylinder diesel	
	Cubic capacity, ltrs/cc	1.9/1896	
	Bore/stroke, mm	79.5/95.5	
	Max. output, PS ⁽⁰¹⁾ /kW at rpm	105/77 4000	
	Max. torque, lbs.ft/Nm at rpm	184/250 1900	
	Compression ratio	19.0 : 1	
	Gearbox	Five speed manual	
	Alternator, A	140	
	Battery, A (Ah)	330 (61)	
Weights, kgs	Unladen weight ⁽⁰²⁾	1616	
	Gross vehicle weight	2030	
	Payload ⁽⁰²⁾	414	
	Axle load limit: Front Rear	1070 1010	
Trailer load limits, kgs⁽⁰³⁾	Braked 12% incline	1500	
	Unbraked	740	
	Towbar load limit	85	
	Max. roof load	100	
Performance	Top speed†, mph (km/h)	117 (188)	
	Acceleration, secs 0 - 62 mph	12.1	
	ABI insurance group	7, 7	
Environmental information	Fuel grade, minimum	Diesel	
	Fuel tank capacity, galls/ltrs	15/70	
	Official fuel consumption, mpg/ltr per 100 km ⁽⁰⁵⁾		
	Urban	38.2/7.4	
	Extra-urban	57.6/4.9	
	Combined	48.7/5.8	
	Official CO ₂ emission, g/km ⁽⁰⁶⁾	157	
Emission class	EURO 4		
Noise, dB	72.0		

† Where the law permits.

Notes.

- 01) The maximum power output figures are quoted in PS (or Pferdestärke, which is the metric equivalent of horsepower). To convert from metric to imperial horsepower, divide the PS figure by 1.0139.
- 02) Figures are calculated in accordance with manufacturer's criteria. Vehicle unladen weight ranges with 90% tank capacity without driver. The individual unladen weight depends on the specification of the vehicle, this then reduces the possible payload accordingly.
- 03) With increasing altitude the engine performance diminishes. From 1,000 m above sea level and for every 1,000 m thereafter 10% of the vehicle/trailer weight (trailer weight + gross vehicle weight) must be deducted.
- 04) Thanks to the knock control, unleaded four star (at least 95 RON) can be used instead of unleaded Super plus. In order to achieve maximum fuel consumption benefits on the FSI engine, Ultra Low Sulphur Petrol (ULSP) must be used.
- 05) Official fuel consumption according to EU Directive 99/94. The consumption calculation according to 1999/100/EC is based on the actual unladen weight of the vehicle. Additional specifications can lead to a higher weight class and hence to consumption figures of this higher weight class. The driving style, road and traffic conditions, environmental influences and vehicle condition can in practice lead to consumption figures, which may differ from those calculated with this standard.
- 06) The weight of a vehicle will influence the level of CO₂ emission it produces; as a result, vehicles with higher levels of specification and factory-fitted options may emit higher levels of CO₂. The CO₂ figure quoted for each vehicle is the maximum possible. The unladen weight of the vehicle is calculated by range at the time of manufacture and the maximum possible CO₂ emission for that weight range is applied according to the Council Directive 80/1268EEC as amended by Commission Directive 1999/100/EC on the approximation of the laws of the member states relating to the carbon dioxide emissions and the fuel consumption of motor vehicles.

S, SE, Sport – 2.0 litre TDI 140 PS.

Technical specification.

		Manual	Automatic*
Engine	Engine type	Four cylinder diesel	Four cylinder diesel
	Cubic capacity, ltrs/cc	2.0/1968	2.0/1968
	Bore/stroke, mm	81.0/95.5	81.0/95.5
	Max. output, PS ⁽⁰¹⁾ /kW at rpm	140/103 4000	140/103 4000
	Max. torque, lbs.ft/Nm at rpm	236/320 2500	236/320 2500
	Compression ratio	18.5 : 1	18.5 : 1
	Gearbox	Six speed manual	Six speed auto DSG*
	Alternator, A	140	TBA
	Battery, A (Ah)	330 (61)	TBA
Weights, kgs	Unladen weight ⁽⁰²⁾	1648	TBA
	Gross vehicle weight	2060	TBA
	Payload ⁽⁰²⁾	412	TBA
	Axle load limit: Front Rear	1100 1010	TBA TBA
Trailer load limits, kgs⁽⁰³⁾	Braked 12% incline	1800	TBA
	Unbraked	750	750
	Towbar load limit	85	85
	Max. roof load	100	100
Performance	Top speed†, mph (km/h)	130 (209)	TBA
	Acceleration, secs 0 - 62 mph	9.8	TBA
	ABI insurance group	9, 9, 10	9, 9, 10
Environmental information	Fuel grade, minimum	Diesel	Diesel
	Fuel tank capacity, galls/ltrs	15/70	15/70
	Official fuel consumption, mpg/ltr per 100 km ⁽⁰⁵⁾		
	Urban	37.2/7.6	TBA
	Extra-urban	56.5/5.0	TBA
	Combined	47.1/6.0	TBA
	Official CO ₂ emission, g/km ⁽⁰⁶⁾	159	177
	Emission class	EURO 4	EURO 4
Noise, dB	72.0	TBA	

* Not available from launch, please contact your Volkswagen retailer for full details.

† Where the law permits.

Notes.

- 01) The maximum power output figures are quoted in PS (or Pferdestärke, which is the metric equivalent of horsepower). To convert from metric to imperial horsepower, divide the PS figure by 1.0139.
- 02) Figures are calculated in accordance with manufacturer's criteria. Vehicle unladen weight ranges with 90% tank capacity without driver. The individual unladen weight depends on the specification of the vehicle, this then reduces the possible payload accordingly.
- 03) With increasing altitude the engine performance diminishes. From 1,000 m above sea level and for every 1,000 m thereafter 10% of the vehicle/trailer weight (trailer weight + gross vehicle weight) must be deducted.
- 04) Thanks to the knock control, unleaded four star (at least 95 RON) can be used instead of unleaded Super plus. In order to achieve maximum fuel consumption benefits on the FSI engine, Ultra Low Sulphur Petrol (ULSP) must be used.
- 05) Official fuel consumption according to EU Directive 99/94. The consumption calculation according to 1999/100/EC is based on the actual unladen weight of the vehicle. Additional specifications can lead to a higher weight class and hence to consumption figures of this higher weight class. The driving style, road and traffic conditions, environmental influences and vehicle condition can in practice lead to consumption figures, which may differ from those calculated with this standard.
- 06) The weight of a vehicle will influence the level of CO₂ emission it produces; as a result, vehicles with higher levels of specification and factory-fitted options may emit higher levels of CO₂. The CO₂ figure quoted for each vehicle is the maximum possible. The unladen weight of the vehicle is calculated by range at the time of manufacture and the maximum possible CO₂ emission for that weight range is applied according to the Council Directive 80/1268EEC as amended by Commission Directive 1999/100/EC on the approximation of the laws of the member states relating to the carbon dioxide emissions and the fuel consumption of motor vehicles.

The technology.

Transmission

- Front wheel drive through asbestos-free single-plate dry clutch. Hydraulic clutch-mechanism. Five/six speed manual gearbox with double joint half axles
- Five speed manual: 1.9 litre TDI 105 PS
- Six speed manual: 1.6 litre FSI 115 PS, 2.0 litre FSI 150 PS, 2.0 litre TDI 140 PS
- Six speed automatic: 1.6 litre FSI 115 PS, 2.0 litre FSI 150 PS
- Six speed automatic DSG: 2.0 litre TDI 140 PS

Brakes

- Electronically controlled Anti-lock Braking System (ABS) with Electronic Brake-pressure Distribution (EBD)
- Diagonal twin-circuit brake system with inner-ventilated front disc brakes and rear disc brakes
- Asbestos-free brake pads
- Hydraulic Brake Assist (HBA)
- Electronic park brake

Running gear

- Electronic Stabilisation Programme (ESP) including Electronic Differential Lock (EDL) and Traction Control (ASR)
- Front suspension through coil springs with telescopic shock absorbers, all elements integrated in chassis legs
- Rear suspension with gas pressure shock absorbers and separate springs
- Wheel control: front through chassis legs and (lower) triangular wishbones (directionally stabilising steering roll radius)
- Wheel control: rear through four-link suspension with independent wheel suspension
- Front and rear anti-roll bar

Steering

- Electro-mechanical steering rack
- Collapsible, height and lengthways adjustable safety steering column

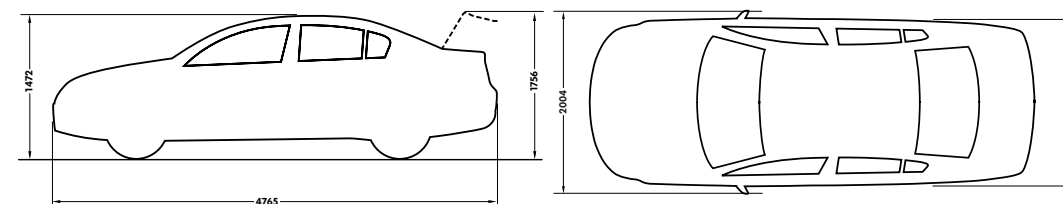
Engines

- Front transverse-installed engine
- 1.6 litre/115 PS ⁽⁰¹⁾ (85 kW) petrol engine: four cylinder in-line engine, aluminium cylinder head, four valves per cylinder with roller valve lever drive, electronic direct injection (FSI), programmed ignition with cylinder-selective anti-knock control, four single spark ignition coils, longlife spark plugs, exhaust gas recirculation, three-way front catalyst, NOx storage catalyst
- 2.0 litre/150 PS ⁽⁰¹⁾ (110 kW) petrol engine: four cylinder in-line engine, aluminium cylinder head, four valves per cylinder with roller valve lever drive, electronic direct injection (FSI), programmed ignition with cylinder-selective anti-knock control, four single spark ignition coils, longlife spark plugs, exhaust gas recirculation, three-way front catalyst, NOx storage catalyst
- 1.9 litre/105 PS ⁽⁰¹⁾ (77 kW) diesel engine: four cylinder in-line engine, two valves per cylinder, electronically controlled 'Pumpe Düse' high pressure injection system, oxidation catalyst, turbocharger with variable turbine geometry
- 2.0 litre/140 PS ⁽⁰¹⁾ (103 kW) diesel engine: four cylinder in-line engine, four valves per cylinder, electronically controlled direct injection with pump injector unit, oil cooler, intercooler, exhaust gas recirculation, oxidation catalyst, turbocharger with variable turbine geometry

01) The maximum power output figures are quoted in PS (or Pferdestärke, which is the metric equivalent of horsepower). To convert from metric to imperial horsepower, divide the PS figure by 1.0139.

Technical specification dimensions.

Maximum luggage capacity, litres VDA measuring method using 200 x 100 x 50 mm blocks	With rear seat upright	485
	With rear seat folded	2004
Exterior dimensions	Length, mm	4765
	Width – excluding door mirrors, mm	1820
	Width – opened front/rear doors, mm	3723/3587
	Height, mm	1472
	Height – opened bonnet/floor, mm	1826
	Height – opened tailgate/floor, mm	1756
	Wheelbase, mm	2709



Safety.



The most important consideration for any driver is safety. That's why it's so reassuring to drive the new Passat. With a whole range of new generation safety features included as standard, the new Passat provides the highest levels of safety possible, ensuring optimum protection in hazardous situations.

Of course, it's even better to avoid hazards in the first place, which is where the new Passat's active safety concept comes in. An innovative suspension system, with a spring strut front axle (03) and four-link rear axle (01), counteracts any unevenness in the road surface, keeping the new Passat safely in place. At the same time, the driver benefits from electro-mechanical power-assisted steering, which reacts with extreme precision even at high speeds. The Electronic Stabilisation Programme (ESP) (06) plays a further role, utilising Electronic Differential Lock (EDL) and Anti-Slip Regulation (ASR) to help correct oversteer, understeer and loss of stability of the vehicle. The result is optimum traction when rounding bends. And to ensure you retain control on a slippery surface, the Anti-lock Braking System (ABS) (05) prevents the wheels from locking in the event of an abrupt braking manoeuvre. In addition, under severe braking the hazard lights are automatically activated. Finally, a tyre monitoring indicator (02), available as an optional extra, automatically lets you know via the instrument panel, as soon as there is any change in the vehicle's tyre pressure.

An important element of the new Passat's safety philosophy concerns the protection of other road users, and involves a completely new passive safety concept. It starts with special protection zones located in the front body area and bumpers, reducing the risk of injury to cyclists and pedestrians. Occupants of the new Passat are protected too, by a bodyshell equipped with crumple zones designed to absorb impact energy and protect the inner passenger compartment. Further protection is provided by a six airbag system, which includes driver's and front seat passenger's airbags, curtain airbags at the front and rear, and side impact airbags for the front, with rear available as an optional extra. In the event of an accident, active head restraints (04) on the front seats react within milliseconds, to help protect the head from injury and reduce whiplash. All this is supplemented by three-point automatic safety belts on all seats, an acoustic and optical warning for the driver's and front seat passenger's unfastened seat belts, and Volkswagen's innovative Isofix fittings to accommodate two child seats in the rear, providing maximum protection for children. As you can see, everything has been thought of to ensure maximum safety for all concerned, whether for other road users or for you and your passengers. You couldn't ask for more than that.



Wheels.




- 01 'Milwaukee'** 7J x 16 alloy wheels with 215/55 R16 tyres.
Standard on S models and not available as an option.
- 02 'Catalunya'** 7J x 16 alloy wheels with 215/55 R16 tyres.
Standard on SE models and not available as an option.
- 03 'Adelaide'** 7J x 16 alloy wheels with 215/55 R16 tyres.
Standard on SEL models and not available as an option.



- 04 'Westwood'** 7½J x 17 alloy wheels with 235/45 R17 tyres. Optional on all models.
- 05 'Macau'** 7½J x 17 alloy wheels with 235/45 R17 tyres. Optional on all models.
- 06 'Le Mans'** 7½J x 17 alloy wheels with 235/45 R17. Optional on all models.
- 07 'Monte Carlo'** 7½J x 17 alloy wheels with 235/45 R17 tyres. Standard on Sport models and optional on all other models.













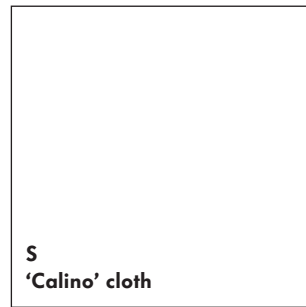
Paint.



Please note: Screen technology does not allow for exact reproduction of the paint colours. For further details, please contact your Volkswagen retailer.


* Metallic and Pearl Effect paint are optional at extra cost.

Standard upholstery.



Please note: Screen technology does not allow for exact reproduction of the upholstery colours. For further details, please contact your Volkswagen retailer.

Optional upholstery.



Please note: Screen technology does not allow for exact reproduction of the upholstery colours. For further details, please contact your Volkswagen retailer.

Colour combinations.

	S	SE	Sport	SEL		Seat upholstery	Carpet	Dashboard	Black (A1)	Tornado Red (G2)	Maritime Blue (K1)	Granite Green Metallic (4W)	Arctic Blue Silver Metallic (7J)	Reflex Silver Metallic (8E)	Wheat Beige Metallic (D1)	Shadow Blue Metallic (P6)	Steel Grey Metallic (X6)	Deep Black Pearl Effect (2T)	Mocca Anthracite Pearl Effect (3Q)	Derby Green Pearl Effect (8S)	Cobalt Blue Pearl Effect (9R)	Blue Graphite Pearl Effect (W9)
'Calino' cloth Standard on S	●				AR	Black	Black	Black/Black	●	●	●	●	●	●	●	●	●	●	●	●	●	●
	●				AS	Grey	Black	Black/Grey	●	●	●	●	●	●	●	●	●	●	●	●	●	●
'Verona' velour Standard on SE		●			UP	Black	Black	Black/Black	●	●	●	●	●	●	●	●	●	●	●	●	●	●
		●			UQ	Grey	Black	Black/Grey	●	●	●	●	●	●	●	●	●	●	●	●	●	●
		●			UR	Latte	Black	Black/Latte	●	●	●	●	●	●	●	●	●	●	●	●	●	●
'Karah' cloth Standard on Sport			●		WN	Black	Black	Black/Black	●	●	●	●	●	●	●	●	●	●	●	●	●	●
			●		WP	Grey	Black	Black/Grey	●	●	●	●	●	●	●	●	●	●	●	●	●	●
			●		WQ	Latte	Black	Black/Latte	●	●	●	●	●	●	●	●	●	●	●	●	●	●
Alcantara leather Standard on SEL				●	VX	Black	Black	Black/Black	●	●	●	●	●	●	●	●	●	●	●	●	●	●
				●	VB	Grey	Black	Black/Grey	●	●	●	●	●	●	●	●	●	●	●	●	●	●
				●	VD	Latte	Black	Black/Latte	●	●	●	●	●	●	●	●	●	●	●	●	●	●
				●	VQ	Pure Beige	Pure Beige	Black/Pure Beige	●	●	●	●			●	●	●	●	●	●	●	●
'Vienna' leather comfort seats Optional on SE		○			XG	Black	Black	Black/Black	○	○	○	○	○	○	○	○	○	○	○	○	○	○
		○			XJ	Grey	Black	Black/Grey	○	○	○	○	○	○	○	○	○	○	○	○	○	○
		○			XK	Latte	Black	Black/Latte	○	○	○	○	○	○	○	○	○	○	○	○	○	○
		○			XM	Pure Beige	Pure Beige	Black/Pure Beige	○	○	○	○			○	○	○	○	○	○	○	○
Nappa leather sports seats Optional on Sport and SEL			○	○	ZQ	Black	Black	Black/Black	○	○	○	○	○	○	○	○	○	○	○	○	○	○
			○	○	ZX	Grey	Black	Black/Grey	○	○	○	○	○	○	○	○	○	○	○	○	○	○
			○	○	ZY	Latte	Black	Black/Latte	○	○	○	○	○	○	○	○	○	○	○	○	○	○
			○	○	ZZ	Pure Beige	Pure Beige	Black/Pure Beige	○	○	○	○			○	○	○	○	○	○	○	○

● Standard.
○ Optional at extra cost.

Standard equipment.

Standard items of equipment S

Volkswagen service

- 3-year/60,000 miles warranty
- 3-year paintwork warranty
- 12-year body protection warranty
- LongLife Servicing
- Volkswagen Assistance

Please see Service section for more details

Exterior

- Alloy wheels, four 7J x 16 'Milwaukee' with 215/55 R16 tyres and anti-theft wheel bolts
- Body-coloured bumpers with black bumper strips and black side bump strips
- Body-coloured door handles
- Body-coloured door mirrors with integrated indicators incorporating LED technology
- Chrome-plated radiator grille surround
- Galvanised body
- Heat insulating green tinted glass
- Rear lights incorporating LED technology
- Yellow turn signal lights integrated into front bumper

Interior

- 'Blackpoint' decorative inserts in dash and centre console
- Chrome-plated instrument surrounds
- Upholstery – 'Calino' cloth

Safety

- ABS (Anti-lock Braking System) – includes BAS (Brake Assist System) and EBD (Electronic Brake-pressure Distribution)
- Automatic hazard lights activation under severe braking
- Curtain airbag system
- Disc brakes, front and rear (front ventilated)
- Door side impact protection
- Driver's and front passenger's active head restraints
- Driver's and front passenger's airbags with front passenger's airbag deactivation switch
- ESP (Electronic Stabilisation Programme) – includes EDL (Electronic Differential Lock) and ASR (Traction Control)
- Front seat side impact airbags
- Height-adjustable front three-point seat belts with tensioners
- High level 3rd brake light
- Isofix child seat preparation, outer rear
- Rear fog light
- Rigid safety cell with front and rear crumple zones
- Warning buzzer and light for front seat belts if unfastened
- Warning reflector in all doors
- 3 rear head restraints
- 3 rear three-point seat belts

Function

- Aerial for radio integrated into rear windscreen
- Air conditioning, 'Climatic' semi-automatic control
- Alarm with interior protection
- Automatic boot opening
- Blue instrument lighting
- Cup holders, front x 2
- Driver's seat height adjustment
- Electrically heated and adjustable door mirrors
- Electric windows, front
- Electronic engine immobiliser
- Electronic parking brake (with hill hold on automatics)
- Exterior temperature gauge and frost warning function
- Four-spoke steering wheel
- Full size steel spare wheel
- Glovebox, cooled, lockable
- Headlight range adjustment
- Heated rear window
- Height and reach adjustable steering wheel
- Illuminated vanity mirrors
- Interior lighting: front and rear with interior delay and dimming function
- Load lashing points x 4, in luggage compartment
- Multifunction computer
- Power-assisted steering, speed-sensitive
- Press and drive key

Function (continued)

- RCD 300 radio/single CD player with 4 speakers
- Reading lights, front x 2
- Rear seat armrest
- Remote central locking with 2 remote keys
- Remote interior fuel flap
- Split folding rear seat backrests 60:40
- Storage compartment in driver's door for optional umbrella
- Storage compartment in driver's door for 1.0 litre bottle
- Storage compartments in passengers' doors for 1.5 litre bottles
- Storage compartment in roof console
- Storage tray and 12V socket in centre console
- Warning lights for open boot lid and doors
- Windscreen wiper with intermittent wipe and 4 position delay

Standard equipment (continued).

Additional items of equipment SE

Exterior

- Alloy wheels, four 7J x 16 'Catalunya' with 215/55 R16 tyres and anti-theft wheel bolts
- Body-coloured front bumper strips
- Chrome-plated side bump strips and rear bumper strips
- Chrome side window surrounds (SE and SEL only)
- White turn signal lights integrated into front bumper

Interior

- Ambient interior lighting
- 'Blackpoint' decorative inserts in dash and 'Soft Silver' decorative inserts in centre console
- Front comfort seats
- Leather rimmed three-spoke steering wheel and gear knob
- Upholstery - 'Verona' velour

Function

- Bag hook in luggage compartment
- Cruise control (SE and SEL only)
- Driver's seat with electric 6-way adjustment including lumbar support
- Electric windows, rear
- Front centre armrest with cooled storage compartment and two rear air vents
- Front passenger's seat height and lumbar adjustment
- Load-through provision
- RCD 300 radio/single CD player with 8 speakers, 4 front, 4 rear
- Reading lights, chrome-plated surrounds, front x 2, rear x 2
- Rear centre armrest with storage compartment and two cup holders
- Storage compartments in luggage area x 2, right and left
- Storage pockets on front seat backrests
- Storage trays in dashboard x 2
- 12V socket in rear and luggage compartment

Additional items of equipment Sport

Exterior

- Alloy wheels, four 7½J x 17 'Monte Carlo' with 235/45 R17 tyres and anti-theft wheel bolts
- Heat insulating tinted glass 65% light absorbing from B pillar backwards

Interior

- 'Blackpoint' decorative inserts in dash and 'Sportpoint' decorative inserts in centre console
- Front sports seats
- Upholstery - 'Karah' cloth

Function

- Air conditioning, 2Zone electronic climate control
- Automatic coming/leaving home lighting function
- Automatic dimming interior rear-view mirror
- Dusk sensor, automatic driving lights
- Front fog lights
- Full size alloy spare wheel
- Rain sensor
- Sports suspension, lowered by approx. 15 mm

Additional items of equipment SEL* (over SE)

Exterior

- Alloy wheels, four 7J x 16 'Adelaide' with 215/55 R16 tyres and anti-theft wheel bolts
- Chrome-plated radiator grille and roundel surround

Interior

- Brushed aluminium decorative inserts in dash and centre console (with black, grey or latte upholstery)
- Front sports seats
- Upholstery - Alcantara leather¹
- Walnut wood decorative inserts in dash and centre console (with pure beige upholstery)


Function

- Air conditioning, 2Zone electronic climate control
- Automatic coming/leaving home lighting function
- Automatic dimming interior rear-view mirror
- Carpet mats
- Double sun visors
- Dusk sensor, automatic driving lights
- Front footwell illumination
- Heated front seats
- Heated headlight washer jets
- Rain sensor
- RCD 500 radio/dash-mounted 6 CD autochanger with 8 speakers, 4 front, 4 rear
- Warning lights in all doors

* Not available from launch, please contact your Volkswagen retailer for full details.

¹ Generally all parts of leather upholstery in direct contact with the driver or passengers are leather, all other areas may contain leatherette.

Optional equipment.



01 The combined RNS MFD2 navigation/radio system comprises a 6½" colour display, CD-ROM, acoustic and visual route recommendations, a 4 x 20 watt radio system and eight speakers. The 2Zone electronic climate control air conditioning system, with indirect ventilation, uses electronic 2Zone temperature control to create an air conditioned environment individually suited to the driver and front seat passenger.



02 The RCD 500 radio system with integral dash-mounted six CD autochanger and Dynaudio sound system ensures fantastic sound quality. It uses a state-of-the-art ten channel amplifier that produces a 600 watt output through a total of ten front and rear speakers.

03 The electric rear windscreen sunblind uses a special texture to convert the sun's rays into soft light without restricting vision.

04 Bi-Xenon headlights with dynamic corner lighting produce a much clearer, brighter light for both dipped and main beam, giving you a clearer view of the road ahead and helping you drive more safely, particularly on winding roads. Also included in this option are headlight washers which help keep headlights free from dirt, ensuring maximum visibility.



05 The parking sensors, with sensors fitted in the front and rear bumpers, monitor the distance from an obstacle, helping you manoeuvre in and out of parking bays. An acoustic signal warns as an obstacle becomes closer.

06 Bluetooth telephone preparation* enables you to use your mobile phone without taking it out of your jacket pocket, thanks to Bluetooth connectivity. It is controlled via a separate keypad on the control panel, and can handle data for up to four mobile phones.



Also available, but not shown:

The sports pack is designed to give your new Passat a sporty new look and includes a choice of 17" alloy wheels, approximately 15 mm lowered sports suspension, darkened windows from B pillar back and front fog lights.

* Available from end of 2005. Please consult your Volkswagen retailer for full details.

Volkswagen service for your peace of mind.

The Volkswagen Warranty.

Three-year Warranty.

All Volkswagen new Passats come with a three-year/60,000 miles warranty, which protects your car against the failure of most mechanical and electrical components due to manufacturing defects. This comprises a two-year manufacturer's warranty with unlimited mileage plus a further one-year/60,000 miles (whichever is soonest) Retailer Warranty. Should the mileage exceed 60,000 miles within the first two years, the manufacturer's two-year warranty will still be valid. If an additional warranty for subsequent years or higher mileage is desired, it may be purchased from an authorised Volkswagen retailer or repairer; however, this additional warranty must be purchased before the mileage reaches 60,000. Full details of the three-year warranty are available from your authorised Volkswagen retailer or repairer.

Three-year Paint Warranty.

The paintwork of the new Passat is covered against manufacturing defects for a period of three years. Naturally, the new Passat must be cared for in compliance with the operating instructions which will be found in your vehicle handbook. Please consult your authorised Volkswagen retailer or repairer for full warranty details.

12-year Body Protection Warranty.

The internal body sections and panels of the new Passats are covered against rusting through from the inside for 12 years. Naturally, the new Passat must be cared for in compliance with the operating instructions. Please consult your authorised Volkswagen retailer or repairer for full warranty details.

Service intervals for petrol and diesel engines

Volkswagen has always been dedicated to protecting the environment. That's why the new Passat comes with a LongLife Service regime. As a result of longer service intervals the engine oil requirement can be significantly reduced over the vehicle's total life, which results in less waste oil to dispose of and reduces the burden on the environment.

The LongLife Service regime is so called because there are no set service intervals. The interval between services, depending on how you drive your vehicle and the conditions of use, can be anywhere from 9,000 miles up to a maximum of 18,000 miles* or 24 months (whichever is soonest). The Service Interval Display in the instrument panel will indicate when a service is required.

This LongLife Service regime has been made possible due to the development of new Volkswagen engines with the latest technically advanced long-life oils. These engines use built-in sensors that continually monitor the oil quality, making it possible to enjoy reliable and confident motoring for up to a maximum of 18,000 miles* or 24 months (whichever is soonest).

If you would like a more traditional service regime the vehicle can be adapted by your authorised Volkswagen retailer or repairer to the Time/Distance regime. This can be done at the point of vehicle sale or when an inspection service is carried out.

* All mileages are approximate as the system uses kilometres as the distance measure.

Please consult your authorised Volkswagen retailer or repairer for full details.

Approved Accessories.

A comprehensive range of accessories from alloy wheels to carpet mats is available to complement the factory-fitted option list. Volkswagen approved accessories purchased from and fitted by your authorised Volkswagen retailer at the point of vehicle sale will also benefit from the three-year vehicle warranty.

Volkswagen Insurance.

Competitive insurance premiums are available to Volkswagen owners through Volkswagen Insurance Service (Great Britain) Limited. Volkswagen Insurance guarantees that all repair work is undertaken by an authorised Volkswagen retailer or repairer. For a quotation, telephone Linkline on 0845 600 8006.

Extended Warranty.

You may purchase additional protection from your authorised Volkswagen retailer or repairer, or contact 0870 9000 115.

Volkswagen Finance†.

Volkswagen Finance specialises in providing funding solutions for Volkswagen drivers. Whether your Volkswagen is for private or business use, you can choose from a range of funding options.

Here is our full range of finance products:

- New Solutions – a personal contract plan
- Hire purchase
- Lease purchase
- Finance lease
- Contract hire

With all of our finance products you can choose one of our fixed-cost maintenance plans designed to help you budget accurately.

No matter what finance product you choose, your local Volkswagen retailer will be able to provide you with a personalised quote that could meet your budget and vehicle needs.

Volkswagen Assistance.

Every new car is registered for Volkswagen Assistance for one year. This provides vehicle recovery in the unlikely event of a breakdown (subject to conditions). Volkswagen Assistance can also be purchased for subsequent years. For full details, please contact your authorised Volkswagen retailer.

Tax Free Sales.

For full details, please contact your authorised Volkswagen retailer.

CO₂ Emission.

The weight of a vehicle will influence the level of CO₂ emission it produces; as a result, vehicles with higher levels of specification and factory-fitted options may emit higher levels of CO₂.

The CO₂ figure quoted for each vehicle is the maximum possible. The unladen weight of the vehicle is calculated by range at the time of manufacture and the maximum possible CO₂ emission for that weight range is applied according to the Council Directive 80/1268EEC as amended by Commission Directive 1999/100/EC on the approximation of the laws of the member states relating to the carbon dioxide emissions and the fuel consumption of motor vehicles.

Please Note:

Some illustrations in this brochure do not necessarily reflect UK specifications and may not be available. In particular, controls and some items of equipment are positioned differently for the UK.

The specifications contained in this brochure are for information purposes only and are subject to change. If you require any specific feature, you must consult your authorised Volkswagen retailer who is regularly updated with any change in specification. Please check model availability and full specification details with your authorised Volkswagen retailer prior to ordering.

Note: We would like to advise you that telephone calls to Volkswagen Customer Care may be monitored and recorded as part of our training and quality assurance processes. All our monitoring and recording processes meet Ofcom regulations.

† Volkswagen Finance is a trading name of Volkswagen Financial Services (UK) Limited. An offer of finance depends on certain conditions. Available to people over 18 in the UK only.