



The Range





Lupo. Concentrated Volkswagen.


Today's driving environment has radically changed, so when choosing your new car, you want one that's versatile. Probably a compact design that's economical and highly manoeuvrable – but not at the expense of quality and comfort. In short, you need a Lupo. There is a choice of models and engines to suit your needs – including Volkswagen's 1.4 litre TDI 75 PS engine, which combines the power of a turbo with the economy* of a diesel, and the exhilarating 1.6 litre 16V 125 PS unit which powers the GTI. Although small enough to revel in city traffic and prey upon the lesser sized parking spaces, its size is deceptive. Step inside and you'll discover a practical interior that will comfortably accommodate your daily needs.

* Please see Environmental information sections for fuel consumption and CO₂ emissions figures.

- 01** Model shown is Lupo S with optional 14" 'Kyalami' alloy wheels.
- 02** The mesh front grille enhances the sporty appearance of the GTI.
- 03** Stylish 14" 'Kyalami' alloy wheels are standard on Sport and optional on E and S models.



- 04** The convenience of front electric windows and central locking is optional on E and standard on all other models.



01 The new three cylinder petrol engines: low weight means greater fuel economy.

02 The stylish interior of the Polo GT.

03 Front seat-mounted side airbags are standard on all models.

04 The sporty exterior of the Polo GT.

* Please see Environmental information sections for fuel consumption and CO₂ emissions figures.



The tough new Polo.

In every respect the Polo competes with a much larger class of car – from the standard specification of the E model right through to the comprehensive list of options available.

The model range includes seven trim levels including the special edition Twist, the energetic new Dune with 17 inch 'BBS' alloy wheels and unique styling and the dazzling new GT. Standard on all these models are three rear head restraints, three-point seat belts for all occupants, ABS and driver, front passenger and front seat side impact airbags.

The choice of engines includes five petrol engines and four diesels. If it's performance and economy you're seeking, you'll be amazed by the 1.4 and 1.9 litre TDI engines that benefit from turbocharging and 'Pumpe Düse' direct fuel injection. The 1.9 TDI which powers the GT develops an exhilarating 130 PS and yet returns 55.4 mpg over the Combined cycle.

The wide choice of trim levels and engines available in the Polo ensures that you can enjoy all the benefits of a small car without compromising on big car comforts.

30 years in the making. The Golf.



- 01** Model shown is Golf SE with optional 17" 'Indianapolis' alloy wheels.
- 02** The Golf offers great choice over five models – the S, SE, Sport, GT, which is available as a GT TDI and GT FSI and the superb new GTI. Each one appeals to different needs, and along with an extensive list of options, you'll always find a Golf that's just right for you.

More dynamic, more confident and with more technical refinements than ever before, the Golf takes the largest evolutionary step since the series began some thirty years ago. A longer wheelbase, wider track and larger wheels provides an appearance that is immediately more powerful, while the interior is modern, ergonomic and sets a new standard in its class for rear seat spaciousness. Take to the wheel and you can feel the difference. Innovative speed-sensitive electro-mechanical steering provides a truly exhilarating drive, the dynamic safety chassis offers superb smoothness of ride, and the active suspension system ensures greater stability than any other car in its class.

Safety is fundamental to the Golf's philosophy, and a host of active safety features, such as Traction Control (ASR), an Electronic Stabilisation Programme (ESP), and the Anti-Lock Braking System (ABS), helps you remain in control whatever the driving conditions. FSI technology takes the petrol engine to new levels of efficiency, and when it comes to diesel, direct injection 'Pumpe Düse' technology eliminates any compromise between performance and economy*.

Whichever model you choose, you'll find a range of features that fulfils the highest demands, from the entry level Golf S to the luxurious Golf SE, both with an extensive list of standard equipment. For even higher specification, the Golf Sport offers a host of exterior and interior refinements, from body-coloured bump strips and door handles, sports suspension and 16 inch alloy wheels to multifunction computer and a leather rimmed steering wheel, gear knob, gaiter and handbrake grip. The Golf GT TDI and GT FSI offer even more with the very latest Volkswagen engine technology and truly outstanding performance.

Add a choice of meticulously finished interior upholsteries and whole range of optional equipment to individualise your chosen model and you can see why the Golf truly delivers – whatever your taste, whatever your budget.

* Please see Environmental information sections for fuel consumption and CO₂ emissions figures.



The Golf GTI. The original, updated.

The Golf GTI. The original, updated. Taking a huge evolutionary step forward, the Golf GTI has been redefined to deliver energy, excitement and exhilaration.

Demonstrating technological advancement, the Golf GTI is powered by a new 16-valve direct injection 2.0 litre FSI turbocharged unit. Developing a phenomenal 200 PS at just 5,100 rpm and a hefty 280 Nm of torque from only 1,800 rpm, the engine can be linked to a six speed manual gearbox or the new DSG automatic.

The essence of GTI styling is recognisable by its chrome twin exhaust tailpipes, wide track lowered sports suspension and 17" 'Monza' alloy wheels. Settle deep into the front sports seats with height and lumbar adjustment, hold onto the race-inspired leather sports steering wheel and feel the excitement begin. The message is clear – the original GTI is back.



01 The Golf GTI with optional 18" 'Monza II' alloy wheels and Xenon headlights.

02 The leather* upholstery option includes ergonomically designed leather sports seats with height and lumbar adjustment. Not only do they provide firm lateral support, they are stylish, extremely durable and easy to clean. The radio/six CD autochanger and heated front seats are optional at extra cost.

03 The leather rimmed three-spoke steering wheel hints at the GTI's sporting intent, the GTI badging confirms it.

04 Twin exhaust tailpipes hint at the sporting intent of the Golf GTI.

* Generally all parts of leather upholstery in direct contact with the driver or passengers are leather, all other areas may contain leatherette.

The Golf Estate. Designed to accommodate your needs.

Volkswagen see estate car driving a little differently to other manufacturers. It's not simply about adding more boot space, it's about practicality, aesthetic design and attention to detail. As soon as you sit in the interior, you'll notice the harmonious blend of style and ergonomics that results in exceptional comfort and convenience, and when you drive the Golf Estate you'll appreciate the high level of standard equipment – such as power steering, a fully adjustable steering wheel and height-adjustable driver's seat.

On a practical level, under load-floor storage compartments hold your belongings neatly and securely, while load restraining hooks secure luggage firmly in place and there are even gas-pressure struts to help open and close the rear tailgate. A removable luggage cover hides items for greater security and there's the added benefit of split folding rear seats to accommodate a combination of luggage and passengers. The exceptional detail continues with such class-leading safety features as the Electronic Stabilisation Programme (ESP), Electronic Brake-pressure Distribution (EBD) and the Anti-Lock Braking System (ABS). All Golf Estate models are now fitted with three rear head restraints complete with three-point seat belts as standard.

With an extensive range of optional extras also available, it's easy to see why this is one estate where you don't have to compromise on luxury in pursuit of practicality. With the Golf Estate, you can have it all.



01



02

01 Interior shown is the Golf Estate SE with manual air conditioning, multifunction steering wheel, cruise control and single CD player.

02 60:40 split folding rear seats provide greater flexibility. Standard on the Golf Estate.

03 Model shown is Golf Estate S.



New Beetle. Fun on the outside, serious underneath.

Some of the Beetle's original design features live on in the New Beetle, such as the classic shape, the internal grab handles and the vase for your favourite flower, mounted on the dashboard.

Although we've kept the spirit of the Beetle, we've brought it right up to date with the latest safety equipment and engine technology. The most recent addition to the Beetle range is the V5 Sport Edition with stunning 17 inch 'Sears Point' alloy wheels, a superb 2.3 litre 170 PS V5 engine and exhilarating performance. There are four more exciting

petrol engines to choose from, a 1.4 litre 75 PS, a 1.6 litre 102 PS, a 2.0 litre 115 PS (also available with automatic transmission) and an impressive 1.8T with turbocharged technology. There is also an economical* 1.9 litre 100 PS TDI diesel engine.



01 The interior of the V5 Sport Edition features aluminium trim and unique two-tone leather heated front sports seats.

02 Standard on all models is the 'Gamma' radio/CD player with RDS, six speakers and roof aerial. Air conditioning supplies chilled air and is free of CFCs. Optional on 1.4 litre and 1.6 litre models and standard on all other models.

03 Model shown is New Beetle 2.0 litre.

* Please see Environmental information sections for fuel consumption and CO₂ emissions figures.



01



02



03



04

New Beetle Cabriolet. Open your heart.

When a car enjoys the charisma of the New Beetle, driving becomes so much more fun. Add a cabriolet roof and it becomes an experience to savour. Just imagine – cruising along with the sun on your face, driving along country lanes with the wind in your hair, or simply parked up, admiring the stars at night – there's nothing quite like a cabriolet.

The New Beetle Cabriolet is packed with standard features such as front and rear electric windows, an alarm with interior protection and remote central locking, front centre armrest with storage compartment, 'Gamma' radio/CD player with RDS and 10 speakers, a rain sensor and an automatic dimming interior rear-view mirror.

- 01 Model shown is New Beetle Cabriolet 2.0 litre with optional Winter pack.
- 02 The ingenious rollover protection system provides greater protection in critical situations.
- 03 Standard body-coloured door mirrors with integrated indicators are electrically heated and adjustable.
- 04 The tailored hood cover completes the unique silhouette of the New Beetle Cabriolet.
- 05 Standard on all models is the 'Gamma' radio/CD player with RDS and 10 speakers. Manual air conditioning provides year round comfort, standard on 1.9 TDI, 2.0 litre and 1.8T models.



05



Bora. Discover a new driving experience.

The Bora impresses in many respects – its stylish design and outstanding quality; but when you consider the list of standard equipment, you'll also appreciate why the Bora represents superb value for money.

The Bora is available with four petrol engines – a 1.6 litre 105 PS, 2.0 litre 115 PS, two 1.8 litre 20V Turbo units developing 150 PS and 180 PS as well as an excellent range of 1.9 litre TDI diesel engines.

All models are fitted with ESP (Electronic Stabilisation Programme), ABS, driver and front passenger airbags, front seat side airbags, an alarm with interior protection, front and rear electric windows, electrically heated and adjustable door mirrors, manual air conditioning and remote central locking.

Move up to the SE and 16 inch 'Le Castellet' alloy wheels, driver's and front passenger's seat height and lumbar adjustment and 'Motion' velour upholstery are all standard. Unique to the SE and Highline models is a multifunction steering wheel including cruise control.

If you're looking for something that delivers a little more than simply stylish design and dynamic performance, you need to check out the Bora Highline. For a start, rear parking sensors and a multifunction steering wheel including cruise control help to make driving as pleasurable and easy an experience as possible. Add heated leather sports seats and 16 inch 'Montreal II' alloy wheels and you can soon see why the Bora Highline has the edge.

Specify the Sport and gain front sports seats with 'Tara' velour upholstery, six disc dash-mounted CD autochanger, front fog lights, electronic climate control and walnut wood inserts.

- 01** Interior shown is the Bora Highline.
- 02** Manual air conditioning is standard on S, SE and Highline models, whilst the Sport model features electronic climate control.
- 03** Front and rear electric windows are standard across the range.





The beautifully crafted Passat.

We'd be the first to agree that not everyone wants the same from their Volkswagen. Hence the availability of more than 50 alternative specifications between the Saloon and Estate range, including a choice from three petrol engines or three diesels. All models benefit from an Electronic Stabilisation Programme (ESP), electronic climate control air conditioning, 'Gamma' radio/cassette with RDS, eight speakers and a dash-mounted CD player.

Recently included in the range is the 2.5 litre V6 TDI – a 163 PS diesel engine which meets EURO 4 regulations – meaning the 3% diesel penalty for company car tax no longer applies.

The Passat instils confidence through its quality of finish, aerodynamic styling, advanced engineering and refined performance. The newest addition to the Passat range, the Trendline possesses all these attributes along with a growing list of standard equipment developed to surpass your expectations. A four-spoke multifunction steering wheel, including cruise control, is trimmed in leather to complement the leather gear knob and handbrake grip and stylish 15 inch 'Wellington' alloy wheels are just a few of its highlights.

- 01** Model shown is the Highline.
- 02** Interior shown is the Passat Highline.
- 03** The Passat Estate: the folding rear seat base and backrests split one third to two thirds to accommodate both passengers and luggage.



02

01 Model shown is the Touran SE with optional Bi-Xenon headlights with headlight washers and chrome finish roof rails.

02 With the two outer seats of the second row removed, there's ample room around the middle seat that converts into a table.

Touran. More than just a family car.

It's often been said that variety is the spice of life. It's for that reason why the Touran is such fun to own and drive. It offers supreme practicality: you can add seats, move them forwards or backwards, fold them or remove them in seconds – there are over 500 interior variations.

All Tourans feature multiple storage compartments in the passenger and luggage areas, cruise control, multifunction computer, a single CD player, semi-automatic air conditioning and an extensive range of safety equipment.

There are three petrol and three diesel engines to choose from. In addition to a 1.6 litre 102 PS petrol unit, there are two further units, the 1.6 litre 115 PS and the 2.0 litre 150 PS. These two engines utilise FSI technology, which gives greater economy, improved cleanliness and better performance. The diesel engines include a 1.9 litre TDI 90 PS, a 1.9 litre TDI 105 PS and the 2.0 litre TDI 140 PS, which is one of the most powerful diesels in its class. All engines meet EURO 4 approval, meaning you can benefit from reduced company car tax.

Depending on the engine you choose there are a number of gearbox options available. There's a five and six speed manual, a six speed automatic tiptronic or the new six speed automatic DSG which offers a genuine alternative to a manual gearbox.






Sharan. Engineering for all the family.

If your needs suggest an MPV, but you don't wish to compromise on quality and engineering, look no further than the Volkswagen Sharan. There are five engines available – three petrol and two diesel. As a choice of petrol engines, there's a 2.0 litre 115 PS unit available for the S and SE or a more powerful turbocharged 1.8 litre 150 PS version for the SE and Sport.

The top of the range Carat V6 4MOTION remains the ultimate MPV, with its powerful 2.8 litre capacity with an appetising 204 PS.

Two diesels are available, a 115 PS or 130 PS, both 1.9 litre, both featuring Volkswagen's 'Pumpe Düse' technology giving excellent pulling power together with reduced exhaust emissions. The 1.9 litre TDI 115 PS is also available with Volkswagen's 4MOTION permanent four wheel drive system.

Every Sharan is equipped with five rear seats, each one contoured to offer luxurious support. But the other great beauty of the Sharan is its immense practicality – by removing the rear seats you can open up a massive 2,610 cubic litres of storage space.



- 01** Model shown is the Carat.
- 02** Need to carry large, bulky items?
Why not use your Sharan?
- 03** With front and rear parking sensors you'll have more spaces to choose from. Standard on SE models and above.
- 04** The body-coloured door mirrors with integrated indicators are also electrically heated and adjustable.
- 05** Stylish 16" 'Valencia' alloy wheels with 215/55 tyres. Standard on Sharan SE models and Sharan Carat 2.8 litre V6 models.



Touareg. Broaden your horizons with four wheel drive.

What is it that you demand from a luxury 4x4? Superb off-road ability or supreme on-road comfort and agility? But why should you have to make this decision – especially when the Touareg can sense its surroundings and decide for you?

For example, if you're cruising on the motorway the optional Continuous Damping Control (CDC) air suspension (standard on V10 TDI) can lower the vehicle ensuring a safe, agile ride. On the other hand, if you're off-road the Touareg can give itself up to 300 mm of ground clearance, whilst in really tricky situations it can transfer 100% of the engine's power to just one wheel.

There is one decision you'll have to make for yourself: which engine to choose. There's the 3.2 litre V6 petrol developing 241 PS and transporting you to 62 mph in just 9.8 seconds, or the 4.2 litre 310 PS V8 capable of 0 - 62 mph in a mere 8.1 seconds. Alternatively, there's a 2.5 litre TDI diesel unit, developing 174 PS. If you think you might need a little more power, consider the 3.0 litre V6 TDI which provides 225 PS or the 5.0 litre V10 TDI capable of producing 313 PS and a sprightly dash to 62 mph in only 7.8 seconds.



02



03

- 01** Model shown is Touareg V10 TDI with optional 19" 'Atheo' alloy wheels.
- 02** The leather multifunction steering wheel provides convenient control for the multifunction computer, cruise control and stereo options.
- 03** The 5.0 litre TDI V10 diesel, the most powerful diesel engine ever produced for a passenger car.

The Volkswagen Phaeton: designed to inspire.

Offering inspired comfort, style and power, the Phaeton is a car that will deliver immense driving pleasure every time you take to the road.

The creators of the Phaeton strived for perfection – the result is a car that will stir the senses from the moment you enter the cabin. Once inside, you will instantly appreciate the attention to detail, the technology and the supreme comfort that can only be found in a car of this class.

You can choose from three petrol engines: the 3.2 litre V6 240 PS, the 4.2 litre V8 335 PS or the revolutionary 6.0 litre W12 providing 420 PS, taking the Phaeton from standstill to 62 mph in only 6.1 seconds. The 3.0 litre V6 TDI and 5.0 litre V10 TDI diesel alternatives are also impressive. In fact the 5.0 litre TDI version is the most powerful diesel engine ever produced for a passenger car – providing 313 PS and a maximum torque of 750 Nm at a mere 2,000 rpm. The 3.0 litre V6 TDI also impresses with a 225 PS and a top speed of 145 mph, where the law permits. Coupled to each of the engines is 4MOTION technology, meaning enhanced traction and improved handling.

As you may expect, the list of options is as comprehensive as the level of equipment already fitted as standard. For example, you may choose to take advantage of additional rear legroom by specifying a long wheelbase model, or the enhanced comfort of the 4-seat pack.

When you aim for perfection, there's no room for compromise.



01 The almost infinite adjustment of the electric front seats ensures supreme comfort. Controls shown are for 18-way adjustment, standard on Phaeton V10 TDI 4MOTION and above.

02 The unique W12 produces 420 PS and provides sumptuously smooth power delivery.

03 Model shown is Phaeton W12 4MOTION.



Environmental information.

Lupo		Output, PS	CO ₂ emission, g/km**	Trim level(s)	Urban*	Extra-urban*	Combined*
Petrol	1.0 ltr	50	139	E	36.2/7.8	60.1/4.7	48.7/5.8
	1.4 ltr	75	151	E, S	32.5/8.7	57.6/4.9	44.8/6.3
		75 (175)	151	E, S	(28.0/10.1)	(49.6/5.7)	(38.7/7.3)
	1.4 ltr	100	163	Sport	29.4/9.6	54.3/5.2	41.5/6.8
	1.6 ltr	125	178	GTI	26.9/10.5	50.4/5.6	38.2/7.4
Diesel	1.7 ltr SDI	60	119	E, S	47.9/5.9	78.5/3.6	64.2/4.4
	1.4 ltr TDI	75	119	Sport	49.6/5.7	78.5/3.6	64.2/4.4

() Automatic figures.

Polo

Petrol	1.2 ltr	55	144	E, S	35.8/7.9	58.9/4.8	47.1/6.0
	1.2 ltr	64	144	E, S, SE, Twist	36.7/7.7	55.4/5.1	47.1/6.0
		64	151	Dune	35.3/8.0	52.3/5.4	44.8/6.3
		75	156	S, SE, Twist	31.7/8.9	53.3/5.3	43.5/6.5
	1.4 ltr 16V	75	161	Dune	31.4/9.0	52.3/5.4	42.2/6.7
		75 (182)	161	S, SE, Twist	(27.2/10.4)	(47.1/6.0)	(37.2/7.6)
	1.4 ltr FSI	86	142	SE, Sport	36.2/7.8	58.9/4.8	47.9/5.9
1.4 ltr 16V	100	161	Sport	31.4/9.0	52.3/5.4	42.2/6.7	
Diesel	1.9 ltr SDI	64	132	E, S, Twist	44.1/6.4	68.9/4.1	57.6/4.9
	1.4 ltr TDI	75	124	S, SE, Sport, Twist	49.6/5.7	68.9/4.1	61.4/4.6
		75	135	Dune	45.6/6.2	65.7/4.3	56.5/5.0
	1.9 ltr TDI	100	135	Sport	43.5/6.5	68.9/4.1	56.5/5.0
	1.9 ltr TDI	130	138	GT	42.2/6.7	67.3/4.2	55.4/5.1

() Automatic figures.

Golf

Petrol	1.4 ltr	75	168	S	29.4/9.6	50.4/5.6	40.4/7.0
	1.4 ltr FSI	90	156	S	32.5/8.7	53.3/5.3	43.5/6.5
	1.6 ltr FSI	115	163	S, SE, Sport	31.7/8.9	51.4/5.5	41.5/6.8
		115 (178)	163	S, SE, Sport	(28.2/10.0)	(48.7/5.8)	(38.2/7.4)
	2.0 ltr FSI	150	187	GT FSI	26.2/10.8	46.3/6.1	36.2/7.8
		150 (204)	187	GT FSI	(23.7/11.9)	(42.8/6.6)	(33.2/8.5)
	2.0 ltr FSI Turbo	200	194	GTI	25.4/11.1	44.8/6.3	34.9/8.1
	2.0 ltr FSI Turbo DSG	200	(192)	GTI	(26.2/10.8)	(44.8/6.3)	(35.3/8.0)
Diesel	2.0 ltr SDI	75	146	S	41.5/6.8	60.1/4.7	52.3/5.4
	1.9 ltr TDI 5 spd	105	143	S, SE	42.2/6.7	61.4/4.6	53.3/5.3
		105	149	Sport	40.4/7.0	60.1/4.7	51.4/5.5
	1.9 ltr TDI DSG	105	(157)	SE, Sport	(37.7/7.5)	(58.9/4.8)	(48.7/5.8)
	2.0 ltr TDI	140	154	GT TDI	39.8/7.1	58.9/4.8	49.6/5.7
	2.0 ltr TDI DSG	140	(165)	GT TDI	(35.3/8.0)	(56.5/5.0)	(46.3/6.1)

() Automatic figures.

Please note: The maximum power output figures are quoted in PS (or Pferdestärke, which is the metric equivalent of horsepower). To convert from metric to imperial horsepower, divide the PS figure by 1.0139.

A guide on fuel economy and CO₂ emissions which contains data for all new passenger car models is available at any point of sale free of charge. In addition to the fuel efficiency of a car, driving behaviour as well as other non-technical factors play a role in determining a car's fuel consumption and CO₂ emissions. CO₂ is the main greenhouse gas responsible for global warming.

* Fuel consumption figures shown are mpg/ltr per 100 km for the Urban, Extra-urban and Combined fuel cycles in accordance with EU Directive 99/94.

** Please see Service section for further information on CO₂ emissions.

Golf Estate		Output, PS	CO ₂ emission, g/km**	Trim level(s)	Urban*	Extra-urban*	Combined*
Petrol	1.4 ltr	75	168	E	30.4/9.3	50.4/5.6	40.4/7.0
	1.6 ltr Auto	102	(204)	S, SE	(23.9/11.8)	(43.5/6.5)	(33.2/8.5)
	1.6 ltr	105	170	S, SE	29.7/9.5	49.6/5.7	39.8/7.1
	2.0 ltr	115	197	S, SE	24.8/11.4	44.8/6.3	34.4/8.2
	1.8 ltr 20V Turbo	150	194	Sport	25.9/10.9	44.1/6.4	34.9/8.1
Diesel	1.9 ltr SDI	68	146	E	39.2/7.2	62.8/4.5	52.3/5.4
	1.9 ltr TDI	100	146	S, SE	40.9/6.9	62.8/4.5	52.3/5.4
		100	(178)	SE	(32.1/8.8)	(53.3/5.3)	(42.8/6.6)
	1.9 ltr TDI	130	149	S, SE, Sport	39.2/7.2	61.4/4.6	51.4/5.5
		130	(181)	SE, Sport	(30.7/9.2)	(53.3/5.3)	(42.2/6.7)

() Automatic figures.

New Beetle

Petrol	1.4 ltr	75	170	1.4 ltr	30.1/9.4	48.7/5.8	39.8/7.1
	1.6 ltr	102	185	1.6 ltr	26.9/10.5	47.1/6.0	36.7/7.7
	2.0 ltr	115	209	2.0 ltr	23.7/11.9	41.5/6.8	32.5/8.7
		115 (228)	209	2.0 ltr	(21.2/13.3)	(38.7/7.3)	(29.7/9.5)
	1.8 ltr 20V Turbo	150	197	1.8T	25.4/11.1	43.5/6.5	34.4/8.2
	2.3 ltr V5	170	214	V5, V5 Sport Edition	22.8/12.4	41.5/6.8	31.7/8.9
Diesel	1.9 ltr TDI	100	143	1.9 TDI	41.5/6.8	64.2/4.4	53.3/5.3

() Automatic figures.

New Beetle Cabriolet

Petrol	1.4 ltr	75	173	1.4 ltr	29.4/9.6	47.9/5.9	39.2/7.2
	1.6 ltr	102	187	1.6 ltr, S 1.6 ltr	26.6/10.6	46.3/6.1	36.2/7.8
	2.0 ltr	115	211	2.0 ltr, S 2.0 ltr	23.5/12.0	40.9/6.9	32.1/8.8
		115 (223)	211	2.0 ltr, S 2.0 ltr	(21.1/13.4)	(40.4/7.0)	(30.4/9.3)
	1.8 ltr 20V Turbo	150	199	1.8T	25.2/11.2	42.8/6.6	34.0/8.3
Diesel	1.9 ltr TDI	100	151	1.9 TDI, S 1.9 TDI	39.8/7.1	60.1/4.7	50.4/5.6

() Automatic figures.

Bora

Petrol	1.6 ltr Auto	102	(201)	SE, Highline	(24.1/11.7)	(44.1/6.4)	(33.6/8.4)
	1.6 ltr	105	170	S, SE, Highline	29.7/9.5	49.6/5.7	39.8/7.1
	2.0 ltr	115	194	S, SE, Highline, Sport	25.0/11.3	45.6/6.2	34.9/8.1
	1.8 ltr 20V Turbo	150	192	Sport	26.2/10.8	44.8/6.3	35.3/8.0
	1.8 ltr 20V Turbo	180	206	Sport	23.7/11.9	42.2/6.7	32.8/8.6
	Diesel	1.9 ltr TDI	100	143	S, SE, Highline	41.5/6.8	64.2/4.4
1.9 ltr TDI		100	(178)	SE, Highline	(32.1/8.8)	(53.3/5.3)	(42.8/6.6)
		130	149	SE, Highline, Sport	39.2/7.2	61.4/4.6	51.4/5.5
1.9 ltr TDI		130	(178)	SE, Highline, Sport	(31.0/9.1)	(54.3/5.2)	(42.8/6.6)
1.9 ltr TDI	150	149	Sport	38.7/7.3	62.8/4.5	51.4/5.5	

() Automatic figures.

Environmental information.

Passat Saloon		Output, PS	CO ₂ emission, g/km**	Trim level(s)	Urban*	Extra-urban*	Combined*
Petrol	2.0 ltr	130	194	S, Trendline, SE, Highline, Sport	24.4/11.6	46.3/6.1	34.9/8.1
	1.8 ltr 20V Turbo	150	199	S, SE, Sport	24.6/11.5	43.5/6.5	34.0/8.3
		150	(233)	S, SE, Sport	(20.8/13.6)	(39.2/7.2)	(29.4/9.6)
	2.8 ltr V6	193	259	V6 4MOTION	18.3/15.4	34.9/8.1	26.2/10.8
193		(266)	V6 4MOTION	(17.2/16.4)	(35.3/8.0)	(25.4/11.1)	
Diesel	1.9 ltr TDI	100	151	S, Trendline, SE, Highline	39.2/7.2	60.1/4.7	50.4/5.6
		100	(186)	S, Trendline, SE, Highline	(29.4/9.6)	(52.3/5.4)	(40.9/6.9)
	1.9 ltr TDI 5 spd 6 spd	130	154	S, Trendline, SE, Highline	36.2/7.8	60.1/4.7	48.7/5.8
		130	157	Sport	37.2/7.6	58.9/4.8	48.7/5.8
	1.9 ltr TDI 4MOTION	130	(194)	S, Trendline, SE, Highline, Sport	(28.0/10.1)	(50.4/5.6)	(39.2/7.2)
		130	176	SE, Sport	33.2/8.5	53.3/5.3	43.5/6.5
	2.5 ltr V6 TDI	163	186	V6 TDI	28.5/9.9	53.3/5.3	40.9/6.9
163		(213)	V6 TDI	(24.4/11.6)	(48.7/5.8)	(35.8/7.9)	

() Automatic figures.

Passat Estate

Petrol	2.0 ltr	130	202	S, Trendline, SE, Highline, Sport	23.9/11.8	44.1/6.4	33.6/8.4
	1.8 ltr 20V Turbo	150	206	S, SE, Sport	23.9/11.8	41.5/6.8	32.8/8.6
		150	(235)	S, SE, Sport	(20.6/13.7)	(38.2/7.4)	(28.8/9.8)
	2.8 ltr V6	193	262	V6 4MOTION	18.2/15.5	34.4/8.2	25.9/10.9
193		(271)	V6 4MOTION	(16.9/16.7)	(34.4/8.2)	(25.0/11.3)	
Diesel	1.9 ltr TDI	100	154	S, Trendline, SE, Highline	38.7/7.3	58.9/4.8	49.6/5.7
		100	(189)	S, Trendline, SE, Highline	(29.1/9.7)	(51.4/5.5)	(40.4/7.0)
	1.9 ltr TDI 5 spd 6 spd	130	159	S, Trendline, SE, Highline	36.2/7.8	58.9/4.8	47.9/5.9
		130	162	Sport	36.7/7.7	56.5/5.0	47.1/6.0
	1.9 ltr TDI 4MOTION	130	(197)	S, Trendline, SE, Highline, Sport	(27.7/10.2)	(48.7/5.8)	(38.7/7.3)
		130	178	SE, Sport	32.8/8.6	51.4/5.5	42.8/6.6
2.5 ltr V6 TDI	163	192	V6 TDI	28.2/10.0	51.4/5.5	39.8/7.1	
	163	(216)	V6 TDI	(24.1/11.7)	(47.9/5.9)	(35.3/8.0)	

() Automatic figures.

Touran

Petrol	1.6 ltr	102	194	S	25.4/11.1	44.1/6.4	34.9/8.1
	1.6 ltr FSI	115	182	SE	29.1/9.7	44.1/6.4	37.2/7.6
		115	(197)	SE	(26.4/10.7)	(41.5/6.8)	(34.4/8.2)
	2.0 ltr FSI	150	194	SE, Sport	25.7/11.0	44.1/6.4	34.9/8.1
Diesel	1.9 ltr TDI	90	162	S	TBA	TBA	TBA
	1.9 ltr TDI	105	162	S, SE	37.7/7.5	53.3/5.3	47.1/6.0
	2.0 ltr TDI	140	165	SE, Sport	36.7/7.7	53.3/5.3	46.3/6.1
	2.0 ltr TDI DSG	140	(178)	SE, Sport	(33.6/8.4)	(51.4/5.5)	(42.8/6.6)

() Automatic figures.

Please note: The maximum power output figures are quoted in PS (or Pferdestärke, which is the metric equivalent of horsepower). To convert from metric to imperial horsepower, divide the PS figure by 1.0139.

A guide on fuel economy and CO₂ emissions which contains data for all new passenger car models is available at any point of sale free of charge. In addition to the fuel efficiency of a car, driving behaviour as well as other non-technical factors play a role in determining a car's fuel consumption and CO₂ emissions. CO₂ is the main greenhouse gas responsible for global warming.

* Fuel consumption figures shown are mpg/ltr per 100 km for the Urban, Extra-urban and Combined fuel cycles in accordance with EU Directive 99/94.

** Please see Service section for further information on CO₂ emissions.

Sharan		Output, PS	CO ₂ emission, g/km**	Trim level(s)	Urban*	Extra-urban*	Combined*
Petrol	2.0 ltr	115	233	S, SE	21.6/13.1	36.7/7.7	29.1/9.7
		115	(264)	S, SE	(19.1/14.8)	(32.5/8.7)	(25.7/11.0)
	1.8 ltr 20V Turbo	150	233	SE, Sport	21.2/13.3	37.2/7.6	29.1/9.7
		150	(259)	SE, Sport	(19.2/14.7)	(32.8/8.6)	(26.2/10.8)
	2.8 ltr V6	204	259	Carat	19.1/14.8	33.2/8.5	26.2/10.8
204		(288)	Carat	(16.8/16.8)	(30.7/9.2)	(23.5/12.0)	
2.8 ltr V6 4MOTION	204	278	Carat	18.2/15.5	30.4/9.3	24.4/11.6	
Diesel	1.9 ltr TDI	115	178	S, SE, Sport, Carat	32.8/8.6	51.4/5.5	42.8/6.6
		115	(211)	S, SE, Sport, Carat	(28.5/9.9)	(43.5/6.5)	(36.2/7.8)
	1.9 ltr TDI 4MOTION	115	208	SE, Sport, Carat	29.1/9.7	43.5/6.5	36.7/7.7
	1.9 ltr TDI	130	176	S, SE, Sport, Carat	34.0/8.3	51.4/5.5	43.5/6.5

() Automatic figures.

Touareg

Petrol	3.2 ltr V6	241	324	V6, V6 Sport	15.2/18.6	26.6/10.6	20.9/13.5
	4.2 ltr V8	241	(331)	V6, V6 Sport	(14.8/19.1)	(26.2/10.8)	(20.5/13.8)
Diesel	2.5 ltr TDI	174	265	V8	13.9/20.3	(24.4/11.6)	(19.1/14.8)
		174	(273)	2.5 TDI, 2.5 TDI Sport	21.4/13.2	36.2/7.8	28.8/9.8
	3.0 ltr V6 TDI	225	(294)	2.5 TDI, 2.5 TDI Sport	(20.8/13.6)	(34.9/8.1)	(28.0/10.1)
		225	(294)	V6 TDI, V6 TDI Sport	(19.3/14.6)	(32.5/8.7)	(25.9/10.9)
	5.0 ltr V10 TDI	313	(332)	V10 TDI	(16.5/17.1)	(28.8/9.8)	(23.0/12.3)

() Automatic figures.

Phaeton

Petrol	3.2 ltr V6 4MOTION	240	(293)	3.2 V6 4MOTION	(16.1/17.5)	(31.4/9.0)	(23.2/12.2)
	4.2 ltr V8 4MOTION	335	(314)	4.2 V8 4MOTION	(14.9/18.9)	(28.8/9.8)	(21.6/13.1)
	6.0 ltr W12 4MOTION	420	(374)	6.0 W12 4MOTION	(11.8/23.9)	(25.9/10.9)	(18.1/15.6)
	3.2 ltr V6 4MOTION LWB	240	(293)	3.2 V6 4MOTION LWB	(16.1/17.5)	(31.4/9.0)	(23.2/12.2)
	4.2 ltr V8 4MOTION LWB	335	(314)	4.2 V8 4MOTION LWB	(14.9/18.9)	(28.8/9.8)	(21.6/13.1)
	6.0 ltr W12 4MOTION LWB	420	(374)	6.0 W12 4MOTION LWB	(11.8/23.9)	(25.9/10.9)	(18.1/15.6)
Diesel	3.0 ltr V6 TDI 4MOTION	225	(259)	3.0 V6 4MOTION	(21.9/12.9)	(36.7/7.7)	(29.4/9.6)
	5.0 ltr V10 TDI 4MOTION	313	(308)	5.0 V10 4MOTION	(17.1/16.5)	(33.2/8.5)	(24.8/11.4)
	5.0 ltr V10 TDI 4MOTION LWB	313	(308)	5.0 V10 4MOTION LWB	(17.1/16.5)	(33.2/8.5)	(24.8/11.4)

() Automatic figures.

Volkswagen service for your peace of mind.

The Volkswagen Warranty.

Three-year Warranty.

All Volkswagen passenger cars now come with a three-year/60,000 miles warranty, which protects your car against the failure of most mechanical and electrical components due to manufacturing defects. This comprises a two-year manufacturer's warranty with unlimited mileage plus a further one-year/60,000 miles (whichever is soonest) Retailer Warranty. Should the mileage exceed 60,000 miles within the first two years, the manufacturer's two-year warranty will still be valid. If an additional warranty for subsequent years or higher mileage is desired, it may be purchased from any authorised Volkswagen retailer or repairer; however, this additional warranty must be purchased before the mileage reaches 60,000. Full details of the three-year warranty are available from your authorised Volkswagen retailer or repairer.

Three-year Paint Warranty.

The paintwork of the Volkswagen range is covered against manufacturing defects for a period of three years. Naturally, the vehicle must be cared for in compliance with the operating instructions which will be found in your vehicle handbook. Please consult your authorised Volkswagen retailer or repairer for full warranty details.

Body Protection Warranty.

The internal body sections and panels of the Volkswagen range are covered against rusting through from the inside for 12 years, with the exception of the Sharan which is covered for six years. Naturally, the vehicle must be cared for in compliance with the operating instructions. Please consult your authorised Volkswagen retailer or repairer for full warranty details.

Service intervals for petrol and diesel engines

Volkswagen has always been dedicated to protecting the environment. That's why all passenger cars, excluding Lupo, come with a LongLife Service regime. As a result of longer service intervals the engine oil requirement can be significantly reduced over the vehicle's total life, which

results in less waste oil to dispose of and reduces the burden on the environment.

The LongLife Service regime is so called because there are no set service intervals. The interval between services depends on how you drive your vehicle and the conditions of use. For Polo, Golf Estate, New Beetle, Bora, Passat and Sharan this can be anywhere from 9,000 miles up to a maximum of 31,000 miles* or 24 months (whichever is soonest). For Golf, Touran, Touareg and Phaeton this can be anywhere from 9,000 miles up to a maximum of 18,000 miles or 24 months (whichever is soonest). The Service Interval Display in the instrument panel will indicate when a service is required.

This LongLife Service regime has been made possible due to the development of new Volkswagen engines with the latest technically advanced long-life oils. These engines use built-in sensors that continually monitor the oil quality, making it possible to enjoy reliable and confident motoring for up to a maximum of 31,000 miles* or 24 months (whichever is soonest).

If you would like a more traditional service regime the vehicle can be adapted by your authorised Volkswagen retailer or repairer to the Time/Distance regime. This can be done at the point of vehicle sale or when an inspection service is carried out.

* The maximum of 31,000 miles is for diesel engines (except the V6 TDI, Golf, Touran, Touareg and Phaeton engines). The V6 TDI, new Golf, Touran, Touareg, Phaeton and petrol engines have a lower maximum mileage. All mileages are approximate as the system uses kilometres as the distance measure.

Please consult your authorised Volkswagen retailer or repairer for full details.

Approved Accessories.

A comprehensive range of accessories from alloy wheels to carpet mats is available to complement the factory-fitted option list. Volkswagen approved accessories purchased from and fitted by your authorised Volkswagen retailer at the point of vehicle sale will also benefit from the three-year vehicle warranty.

Volkswagen Insurance.

Competitive insurance premiums are available to Volkswagen owners through Volkswagen Insurance Service (Great Britain) Limited. Volkswagen Insurance guarantees that all repair work is undertaken by an authorised Volkswagen retailer or repairer. For a quotation, telephone Linkline on 0845 600 8006.

Extended Warranty.

You may purchase additional protection from your authorised Volkswagen retailer or repairer, or contact 0870 9000 115.

Volkswagen Finance†.

Volkswagen Finance specialises in providing funding solutions for Volkswagen drivers. Whether your Volkswagen is for private or business use, you can choose from a range of funding options.

Here is our full range of finance products:

- New Solutions – a personal contract plan
- Hire purchase
- Lease purchase
- Finance lease
- Contract hire

With all of our finance products you can choose one of our fixed-cost maintenance plans designed to help you budget accurately.

No matter what finance product you choose, your local Volkswagen retailer will be able to provide you with a personalised quote that could meet your budget and vehicle needs.

Volkswagen Assistance.

Every new car is registered for Volkswagen Assistance for one year except the Touareg and Phaeton which are registered for three years. This provides vehicle recovery in the unlikely event of a breakdown (subject to conditions). Volkswagen Assistance can also be purchased for subsequent years. For full details, please contact your authorised Volkswagen retailer.

Tax Free Sales.

For full details, please contact your authorised Volkswagen retailer.

CO₂ Emission.

The weight of a vehicle will influence the level of CO₂ emission it produces; as a result, vehicles with higher levels of specification and factory-fitted options may emit higher levels of CO₂.

The CO₂ figure quoted for each vehicle is the maximum possible. The unladen weight of the vehicle is calculated by range at the time of manufacture and the maximum possible CO₂ emission for that weight range is applied according to the Council Directive 80/1268EEC as amended by Commission Directive 1999/100/EC on the approximation of the laws of the member states relating to the carbon dioxide emissions and the fuel consumption of motor vehicles.

Please Note: Some illustrations in this brochure do not necessarily reflect UK specifications and may not be available. In particular, controls and some items of equipment are positioned differently for the UK.

The specifications contained in this brochure are for information purposes only and are subject to change. If you require any specific feature, you must consult your authorised Volkswagen retailer who is regularly updated with any change in specification. Please check model availability and full specification details with your authorised Volkswagen retailer prior to ordering.

The TDI® is a registered trademark of Volkswagen AG.

Note: We would like to advise you that telephone calls to Volkswagen Customer Care may be monitored and recorded as part of our training and quality assurance processes. All our monitoring and recording processes meet Ofcom regulations.

† Volkswagen Finance is a trading name of Volkswagen Financial Services (UK) Limited. An offer of finance depends on certain conditions. Available to people over 18 in the UK only.