

**BMW 6 Series  
Coupe**  
650i  
650i Sport



**The Ultimate  
Driving Machine**



# The BMW 6 Series 650i Coupe

BMW UK



## Introduction

### BMW 6 Series Coupé



## Pricing

Price shown as 'on the road'

650i	<b>£54,060</b>
650i Sport	<b>£55,910</b>

## Company car tax

Car benefit charges for cars with an approved CO2 emissions figure

Model Description	CO2 Taxband	CO2 Emission
650i	35% (35%)	286.0 (267.0)
650i Sport	35% (35%)	286.0 (267.0)

Company car tax information for automatic cars is shown in brackets.

## Equipment

Engine	650i	650i Sport
Catalytic converter	■	■
Cylinder-specific anti-knock control	■	■
Digital Motor Electronics (DME)	■	■
DIVA - infinitely variable induction system	■	■
Double - VANOS	■	■
Eight-cylinder V petrol engine with four-valve technology	■	■
Light alloy engine block	■	■
Light-alloy cylinder head	■	■
Magnesium and alloy composite engine	—	—
Six-cylinder in-line petrol engine with four-valve technology	—	—
VALVETRONIC engine management	■	■
<b>Transmission</b>		
Six-speed automatic gearbox with Steptronic	£1,450	£1,450
Six-speed manual transmission	■	■

■ Standard    £ Optional cost    — Not Available

# The BMW 6 Series 650i Coupe

BMW UK



## Equipment

Wheels and chassis	650i	650i Sport
Active Steering	£850	£850
Aluminium double-joint spring strut-front axle	■	■
Aluminium integral rear axle	■	■
Light alloy wheels, 19" Star-Spoke Style 218 with Run-flat tyres	—	■
Light-alloy wheels in Double-spoke style 120 with Run-flat and mixed tyres, 18-inch	£475	—
Light-alloy wheels, 17" Star-spoke style 117 with Run-flat tyres	—	—
Light-alloy wheels, 19" in Ellipsoid -spoke style 121 with Run-flat and mixed tyres	£1,010	—
Radial-spoke style 118 with Run-flat tyres, 18"	■	—
Servotronic steering	■	■
Sports suspension	■	■
<b>Safety and technology</b>		
Active Cruise Control (ACC)	£1,280	£1,280
Adaptive headlights	£430	£430
Airbags - Advanced Head Protection System (AHPS) front to rear head airbags	■	■
Airbags - Driver and front passenger ID airbags (Impact-Depending Airbag System), seat occupancy detector for front passenger airbag	■	■
Airbags - Front and side, driver and front passenger	■	■
Bi-xenon headlights with headlight washing system	■	■
BMW Night Vision (only with Navigation system - Professional and Headlight wash)	£1,385	£1,385
Car/key memory	■	■
Central locking, locks doors, luggage compartment and fuel filler cap	■	■
Condition Based Servicing (CBS)	■	■
Crash sensor	■	■
Cruise control, programmable	■	■
Dynamic drive active anti-roll stabilisation	£1,845	£1,845
Dynamic Drive Package (Active Steering, Dynamic Drive and light-alloy wheels in Double-spoke style 120)	£2,590	—
Dynamic Stability Control (DSC+) - incl ABS, ASC, CBC, DTC, EBV	■	■
Electronic immobiliser	■	■
First Aid kit and warning triangle	■	■
Foglamps in ellipsoid free-form technology	■	■
GRAV - Complete front-end made from lightweight aluminium including bonnet and front wings	■	■
Headlight washer system	■	■
High visibility LED brake light integrated into rear screen	■	■
High-beam assistant	£95	£95
Interior lights package	£215	£215
On-Board Diagnosis (OBD)	■	■
Passenger airbag de-activation	£30	£30
PDC (Park Distance Control), front and rear (Standard in conjunction with Comfort package.)	■	■
Remote control alarm system (Thatcham CAT 1)	■	■
Run-flat tyre technology	■	■

■ Standard    £ Optional cost    — Not Available

# The BMW 6 Series 650i Coupe

BMW UK



## Equipment

Safety and technology	650i	650i Sport
Safety battery terminal	■	■
Seat belts with inertia reels at the front with pyrotechnical belt latch tensioner, adaptive belt force limiter and belt restrainer	■	■
Tyre Puncture Warning System (TPWS)	■	■
Universal remote control	£170	£170
<b>Seats</b>		
Child seat ISOFIX attachments, rear	■	■
Lumbar support for driver and front passenger	£235	■
Seat adjustment - front, electric with driver memory (Standard in conjunction with Media package.)	■	■
Seat heating, front	£285	£285
Sports seats for driver and front passenger, electrically adjustable, incl lumbar support with memory for driver's seat	£610	■
<b>Exterior equipment</b>		
Aerodynamically designed rear light clusters with LED technology	■	■
All round anti-corrosion system with partial hot galvanising, phosphate treatment and cathodic dip paintwork, preservation of hollow cavities, underfloor protection	■	■
Boot lid opens via remote control key	■	■
Bumper system with interchangeable crumple zones, front and rear, absorbing impacts at speeds up to 9.5 mph, reversible impact absorbers in the front absorbing impacts at speeds up to 2.5 mph	■	■
Bumpers in body colour, front and rear	■	■
Chrome exterior trim	■	—
Comfort Access system	£675	£675
Door handles in body colour	■	■
Door sill finishers with BMW designation	■	■
Exhaust-tailpipes, left and right in polished stainless steel	■	■
Exterior mirrors, electrically adjustable, heated, aspheric design	■	■
Front ornamental grille with Black kidney grille bars	—	—
Front ornamental grille with Chrome Kidney grille bars	■	■
Green tinted glass	■	■
High-gloss Shadowline exterior trim	£320	■
Indicator lenses, clear	■	■
Interior and exterior mirror, with automatic anti-dazzle function with fold-in function	£260	£260
Locking wheel bolts	■	■
Luggage compartment lid with remote key opening	■	■
Model designation, deletion	£0	£0
Precision moulded rear spoiler integrated into lightweight bootlid	■	■
Side gills with integrated indicator repeater	■	■
Soft Close Automatic (SCA) for doors	£280	£280
Three stage door brake, for front doors	■	■
Windscreen washer jets (chrome-plated) on engine compartment lid, heated	■	—

■ Standard    £ Optional cost    — Not Available

# The BMW 6 Series 650i Coupe

BMW UK



## Equipment

Interior equipment	650i	650i Sport
Air Conditioning, automatic with extended features	■	■
Anthracite headlining	£265	■
Automatic interior dimming rear-view mirror	■	■
BMW Individual Instrument Panel, finished in leather (only with Exclusive Pearl Leather)	£1,250	£1,250
Climate comfort laminated glass all-round	£270	£270
Control Display with 6.5-inch colour monitor	■	■
Controller on centre console	■	■
Courtesy lights front and rear with soft on/off dimming	■	■
Cupholder (front)	£70	£70
Electric windows - front and rear	■	■
Floor mats	■	■
Fogging sensor, front windscreen	■	■
Front armrest, height adjustment	■	■
Glass roof, electric with lift control and electronically adjustable sunshade	£925	£925
Glove compartment, illuminated	■	■
Graduated tinted windscreen	£50	£50
Head-up Display (only with Navigation System - Professional)	£925	£925
Heat-insulating glass, green, all round, windscreen in laminated safety glass	■	■
Interior light package	—	—
Lockable boot with chauffer key for secure valet parking	■	■
Luggage compartment capacity ca.450 litres	■	■
Oil temperature gauge	■	■
Rev counter with variable temperature gauge located on outer dial ring	■	■
Reversible mat in luggage compartment	■	■
Ski-bag	£240	£240
Smoker's package	■	■
Smoker's package, deletion	£0	£0
Start/Stop button	■	■
Storage compartments in centre console, front and rear, with cover	■	■
Storage net in front passenger's side	£0	£0
Storage net on seat backrest	■	■
Two luggage storage clasps within the luggage compartment	■	■
<b>Steering wheels</b>		
M Sports multi-function leather steering wheel	—	■
Steering column length/height adjustment, electric, incl memory	■	■
Steering wheel heating	£130	£130
Three-spoke sports multi-function leather steering wheel	■	—

■ Standard    £ Optional cost    — Not Available

# The BMW 6 Series 650i Coupe

BMW UK



## Equipment

Audio and communications	650i	650i Sport
Bluetooth telephone preparation (Standard in conjunction with Media packages)	£465	£465
Bluetooth telephone preparation with telematics	£465	£465
BMW Assist (only in conjunction with Bluetooth telephone preparation with telematics and a Navigation system)	£0	£0
BMW Online (only in conjunction with Bluetooth telephone preparation with telematics and BMW Assist)	£300	£300
BMW Professional Radio	£285	£285
CD changer for six CDs (Standard in conjunction with Audio package.)	£295	£295
DAB digital radio	£280	£280
Extended Voice Control	£0	£0
Extended Voice Control (only with Navigation system - Professional)	£0	£0
Hi-Fi loudspeaker system (Standard in conjunction with Media package Business)	■	■
Hi-Fi Loudspeaker system - LOGIC7 Professional	£550	£550
Hi-Fi system Professional LOGIC7	£550	£550
Navigation system - Professional	£1,950	£1,950
Navigation system - Professional (Standard in conjunction with Media packages.)	£1,950	£1,950
On-Board Computer	■	■
Radio/audio - BMW Business radio with single CD player	■	■
Radio/audio - BMW Professional radio with single CD player (with twin tuner)	£285	£285
Radio/audio - CD changer (six discs, located in glove compartment)	£295	£295
Radio/audio - CD changer preparation	■	■
Telephone - Bluetooth phone preparation (for further information visit <a href="http://www.bmw.co.uk/bluetooth">www.bmw.co.uk/bluetooth</a> )	—	—
Telephone - Bluetooth phone preparation (Not with Navigation system - Professional)	£465	£465
Telephone - Bluetooth phone preparation with telematics	£465	£465
TV function (including Climate comfort laminated rear windscreen)	£820	£820
<b>Paintwork, upholstery and trims</b>		
Interior trim - Dark Birch wood high gloss	£205	■
Interior trim - Light Birch wood high gloss	£205	£0
Interior trim - Ruthenium Pearl gloss	■	£0
Metallic paintwork	■	■
Upholstery - Dakota leather	■	■
Upholstery - Exclusive pearl leather	£1,120	£1,120
<b>Options available from your dealer</b>		
BMW Service Inclusive - BMW Service and Maintenance for 3 years/36,000 miles (terms and conditions apply)	£1,215	£1,215
BMW Service Inclusive - BMW Service and Maintenance for 5 years/60,000 miles (terms and conditions apply)	£1,585	£1,585
BMW Service Inclusive - BMW Service for 3 years/36,000 miles (terms and conditions apply)	£495	£495
BMW Service Inclusive - BMW Service for 5 years/60,000 miles (terms and conditions apply)	£765	£765
Tracker - Echo (Price excludes fitting and subscription)	£599	£599
Tracker - Horizon (Price excludes fitting and subscription)	£299	£299
Tracker - Monitor (Price excludes fitting and subscription)	£219	£219

■ Standard    £ Optional cost    — Not Available



# The BMW 6 Series 650i Coupé

BMW UK



## Technical Specification 650i Coupé

**Note** - Figures in brackets represent Automatic transmission

### Engine

Cylinders/valves 8/4  
Capacity cc 4799  
Stroke/Bore (mm) 88.3/93.0  
Max output (kW/hp/rpm) 270/367/6300  
Max torque (Nm/rpm) 490/3400

### Wheels

Tyre size front 245/45 R18  
Tyre size rear 245/45 R18  
Wheel size front 8Jx18  
Wheel size rear 8Jx18

### Fuel consumption

Urban (mpg) 16.1 (17.3)  
Extra-urban (mpg) 32.8 (34.9)  
Combined (mpg) 23.7 (25.4)  
Urban (ltr/100km) 17.6 (16.3)  
Extra-urban (ltr/100km) 8.6 (8.1)  
Combined (ltr/100km) 11.9 (11.1)  
CO2 emissions (g/km) 286 (267)  
Tank capacity (ltr) 70

### Dimensions

Wheelbase 2780  
Vehicle length 4820  
Vehicle width 1855  
Vehicle height 1373  
Track, front 1558  
Track, rear 1596

### Performance

Drag (cw) 0.3  
Top speed (mph) 155  
Acceleration 0-62 mph (sec) 5.4 (5.5)  
Acceleration 50-75 mph in 4th (sec) 4.7 (-)

### Weight

Unladen (EU) 1715  
Max permissible 2090  
Permitted load 450  
Permitted axle load, front/rear 1060/1170

## Accessories - Introduction




The 6 Series takes classic styling cues from the iconic BMW Coupés of the past such as the 327 and moves them fast forward into the future. The 6 Series powertrain, suspension and brakes deliver continent-crossing pace with deep reserves of power. You will find the finishing touches to meet your needs among the wide range of BMW Accessories.

## Accessories - Exterior styling




### Star spoke 92

Single front rim 9x19", single rear rim 10x19".



### Radial spoke 118

8x18" single rim, only available with runflat tyres.



### Double spoke 120

8x18" single front rim, 9x18" single rear rim, only available with runflat tyres.



### "RUD-matic Disc" snow chains


Provided ready to assemble. Quickly and easily attached.

## Accessories - Interior styling



### Front seat heating

The seat surface and seat back begin warming up a short way into the journey. Three control stages allow variable heating.



### Velour floor mats

Dirt repellent and water resistant.

# The BMW 6 Series 650i Coupe

BMW UK



## Accessories - Interior styling



### Sports seats

The height, angle and thigh support can be adjusted to suit drivers/front passengers of any height, while distinctive side sections keep you in your seat when cornering.



### Leather-covered gear lever knob with dark variegated birch decorative strip

Highly polished, with six-speed gear shift pattern.



### Dark variegated birch wood handbrake grip

Highly polished.



### Fine wood interior trim strips in dark variegated birch

Highly polished fine wood trim adds an extra touch of elegance to the interior of the 6 Series.



### Leather-covered selector lever grip with dark variegated birch decorative strip

Highly polished.

## Accessories - Mobile communications



### Universal hands-free kit with Bluetooth interface

Integrated into the centre console, with eject box. Phone-specific snap-in adapters, which enable the mobile phones of various manufacturers to be used, are available for this hands-free kit. For more information on phone compatibility please contact your local BMW Dealer.



### TV function for on-board monitor

Enables you to watch analogue TV programmes. Can only be activated when the vehicle is stationary. Only in conjunction with BMW Navigation system - Professional.



### CD changer

Fitted in the glove box to save space. Holds up to six CDs.



### StreetPilot<sup>®</sup>; c510D

- Full turn by guidance with voice prompts
- Preloaded SD card with regional mapping (UK & Ireland) plus downloadable European mapping on DVD-Rom
- Full UK postal code search
- Touch screen display
- Detailed 3D or 2D birds-eye view mapping
- Voice guidance
- GTM 21 integrated FM TMC traffic receiver with 12-volt adapter and free lifetime subscription which notifies you of traffic and automatically suggests alternative routes\*\*
- Garmin Lock, an anti-theft feature
- Configurable car icons
- 8 hours li-ion battery life
- Downloadable safety camera databases
- Detailed points of interest
- Detailed street level guidance
- Vehicle suction-cup mount with 12-volt adapter cable
- Carry case
- Quick reference guide
- SD memory card expansion slot
- Size: 11.3W x 8.2H x 5.6D cm



# The BMW 6 Series 650i Coupe

BMW UK



## Accessories - Mobile communications



### nüvi&trade; 310D

- Full turn-by-turn guidance with voice prompts
- Preloaded with regional mapping (UK & Ireland) plus downloadable European mapping on DVD-Rom
- Full UK postal code search
- Touch screen display
- Detailed 3D or 2D birds-eye view mapping
- Voice guidance
- Bluetooth® Wireless technology for hands-free calling
- GTM 21 integrated FM TMC traffic receiver with 12-volt adapter and free lifetime subscription which notifies you of the traffic and automatically suggests alternative routes\*\*
- Garmin Lock, an anti-theft feature
- Configurable car icons
- Rechargeable li-ion battery 4-8 hours
- Downloadable safety camera databases
- Detailed points of interest
- Detailed street level guidance
- MP3 & audio book player
- World clock
- Calculator
- Currency & measurement converter
- Picture viewer (jpeg format)
- Travel guide (optional)
- Vehicle suction cup mount
- 12-24 volt adapter cable
- SD memory card expansion slot
- Carry case
- PC/USB interface cable
- Owner's manual quick reference guide
- Size: 9.8W x 7.4H x 2.2D cm



### nüvi&trade; 360

- Full turn-by-turn guidance with voice prompts
- Pre-loaded mapping for Europe
- Full UK postal code search
- Text-to-speech announcements: prompts you to turn right in 500ft\*
- Touch screen display
- Detailed 3D or 2D birds-eye view mapping
- Voice guidance
- Bluetooth® wireless technology for hands-free calling
- Traffic services\*\* available with optional GTM 21 FM TMC traffic receiver
- Garmin Lock, an anti-theft feature
- Configurable car icons
- Rechargeable li-ion battery 4-8 hours
- Downloadable safety camera databases
- Detailed points of interest
- Detailed street level guidance
- MP3 & audio book player
- World clock
- Calculator
- Currency & measurement converter
- Picture viewer (jpeg format)
- Travel guide (optional)
- Language translator (optional)
- Vehicle suction cup mount
- 12-24 volt adapter cable
- SD memory card expansion slot
- AC charger
- Carry case
- PC/USB interface cable
- Owner's manual
- Quick reference guide
- Size: 9.8W x 7.4H x 2.2D cm

## Accessories - Versatility



### Luggage compartment tensioning straps

Two tear-resistant nylon tensioning straps secure items in the luggage compartment easily, quickly and safely.



### Anti-slip mat

Prevents objects from sliding around.



### Ski bag

For easy stowage through the opening in the rear seat bench. Accessed via the luggage compartment. When the skibag is not required, it can be stowed and concealed behind the centre armrest in the rear compartment to save space.



### Coat hanger

Attaches easily and securely to the head restraint.



### Protective rear cover

Separable cover that is made from high-quality textile fibres and attached by fitting over the front and rear headrests. Waterproof, dirt-repellent and washable.




### Luggage compartment floor net

Secures objects of varying sizes quickly and safely. Secured to existing eyelets.




### Multifix system

Special brackets with non-slip finish.



### Drinks holder

Available for the centre console for rear passengers.



### Belt holder

Facilitates easy access to the belt from any seat height and position.



### Coolbag

CFC-free, electric cooler which cools its contents to approx 20 degrees centigrade below the temperature inside the car. Capacity: 12l.

# The BMW 6 Series 650i Coupe

BMW UK



## Accessories - Safety and security



### Adaptive directional headlights

These headlights illuminate bends to optimum effect through electromechanical control of the moving headlights as soon as the driver turns into the bends in question.



### Front camera

Cross-traffic is displayed on the on-board monitor via a camera and a special prism glass at an angle of 90 degrees. The camera is located in the centre of the car below the bumper.



### Torch with rechargeable battery

With magnifying glass. This small torch can be connected to the cigarette lighter and recharged.



### Outdoor car cover

The breathable, washable car cover is easy to handle. Heat-reflective, completely impermeable to water. Silver-coloured, dirt-repellent surface. With BMW logo.



### Reversing camera

Ensures maximum safety when reversing. As soon as reverse gear is selected the area behind the car is filmed with a wide angle (131 degrees) camera in the boot lid. The image is then shown on the on-board monitor.



### Rear-view mirrors

Automatic anti-dazzle when light from vehicles travelling behind hits the mirrors. They are available with a digital compass which indicates the direction in a 45 degree scale or with a universal remote control which activates most garage doors.



### Powder-type fire extinguisher

Located under the driver's seat for easy access.

BMW (UK) Limited reserves the right to alter prices and specifications without notice. BMW (UK) Limited has made every effort to ensure the accuracy of information but does not accept liability for any errors or omissions.

Prices and specification shown are effective from September 2006.