



The new Golf Estate

Some illustrations in this brochure do not necessarily reflect UK specifications and may not be available. In particular, controls and some items of equipment are positioned differently for the UK. The specifications contained in this brochure are for information purposes only and are subject to change. If you require any specific feature, you must consult your authorised Volkswagen retailer who is regularly updated with any change in specification. Please check model availability and full specification details with your authorised Volkswagen retailer prior to ordering.



From A to B and beyond.

Life is all about movement. Moving in, moving on, moving up. But it's not just about getting from A to B. It's about enjoying the journey as you go. Discovering new experiences and fresh ideas. It's about stopping to admire the view, and about being in the right vehicle with the capacity to meet your changing needs.

Discover the new Golf Estate. And find out what moves you.



Model shown is new Golf Estate Sportline with optional metallic paint.

Over mountain and valley.

Holiday, business trip, shopping or school run, you couldn't ask for a better travelling companion than the new Golf Estate. With its remarkable load volume of up to 1,550 litres, numerous practical solutions and roof rails capable of carrying a multitude of bulky items, it's prepared for all eventualities – whether you're nipping round town or taking the trip of a lifetime. And with its classic Golf styling, it's not only built to deliver. It looks good too.



Model shown is new Golf Estate Sportline with optional metallic paint.

Follow your heart and your head.

The dynamic lines of the new Golf Estate convey power and style. Body-coloured bumpers, bump strips and door mirrors with chrome-plated radiator grille surround give a more distinguished look. But, of course, it's not just about looks. The latest safety systems provide all the protection you could ask for, from the automatic hazard lights activation under emergency braking to the Electronic

Stabilisation Programme (ESP), including an Anti-lock Braking System (ABS) and Hydraulic Brake Assist (HBA). And interior details such as a split folding rear seat and flat boot floor with a handy storage box provides maximum flexibility for everyday use. Choosing a new Golf Estate is not a case of your heart ruling your head. This is a car that captures both heart and mind in equal measure.



Model shown is new Golf Estate Sportline with optional metallic paint.



Optional on all models, the **panoramic glass sunroof** provides a light, airy atmosphere in the passenger compartment. Model shown is Golf Estate SE with optional leather* upholstery and metallic paint.

* Some parts of leather interior will contain artificial leather.

Come rain or shine.

Drive the new Golf Estate and forget about checking the weather forecast. Enjoy a sensation of light and space whatever the season, thanks to its optional panoramic glass sunroof. Not only does the interior benefit from a light, airy atmosphere, the exterior is enhanced by its sleek, stylish lines. And if the sun gets too strong, simply close it at the touch of a button. Clear skies or cloudy, you'll always get the most out of life in your new Golf Estate.



The newly designed **rear light clusters** are styled to follow the dynamic bodylines.



Elegant **chrome-plated window surrounds** and **heat insulated tinted glass from the B pillar back**, give greater definition to the Sportline.



The **roof rails** lend a sporty flair to the new Golf Estate.



Front fog lights offer additional safety in dull weather and give an extra touch of style to the front grille. Standard on Sportline and optional on S and SE models.



The door mirrors are **electrically heated and adjustable with integrated indicators** for greater visibility and safety.



The interior of the Golf Estate Sportline with **optional sumptuous leather upholstery***, radio system RCD 500 and 2Zone electronic climate control.

At day and night.

Whenever you sit inside your new Golf Estate, you'll experience the feel-good factor. That's because comfort and luxury go hand in hand with clever layout and ergonomic design, making everything simple to use and easy to find. Aesthetic touches include a chrome-plated gear knob surround and handbrake button; attention to detail includes electric front and rear windows, a height-adjustable driver's seat and remote central locking; while practicalities include semi-automatic 'Climatic' air conditioning and a removable luggage cover to protect the contents of your boot from external view. It's also comforting to know that the new Golf Estate comes with an abundance of other standard features, such as electrically heated and adjustable door mirrors, height and reach adjustable steering wheel, speed-sensitive power steering and a radio/CD system with four speakers. All this helps to ensure your journey is as relaxed and stress-free as possible. Whether you choose to travel by day or by night.

* Some parts of leather interior will contain artificial leather.



'Climatic' air conditioning with semi-automatic control produces a pleasant, consistent temperature throughout.



Bulky items can be transported easily and conveniently thanks to the load-through provision with rear centre armrest. Standard on SE and optional on all other models. Interior shown is new Golf Estate SE with optional leather* upholstery.



Whiplash-optimised head restraints can easily be adjusted to suit both driver and front passenger. Interior shown is new Golf Estate SE with optional leather* upholstery.



The multifunction computer (Highline) provides essential information about your journey at a glance. Standard on Sportline and optional on SE models.



Model shown is Sportline with optional metallic paint.

Through thick and thin.

The new Golf Estate. It has an invigorating design and delivers the quality, reliability and safety of a Golf – with the space and the flexibility of an estate, what greater combination could you ask for?

Optional equipment.



The Radio system RCD 500 including dash-mounted six CD autochanger comes with ten speakers – six front and four rear – for near perfect acoustics. Optional on SE and Sportline models.

Please note: The radio system RCD 500 and DVD navigation/radio system cannot be specified in conjunction with each other.




The DVD satellite navigation system not only delivers outstanding sound quality, but it can also guide you to your destination in any one of 24 European countries. A 6½" multifunction colour display shows a map of your route along with important information on time and distances. In addition, audible directions can be broadcast allowing you to concentrate on the road ahead. This option also includes a six CD autochanger mounted in the front centre armrest and a 'Highline' multifunction computer. Optional on SE and Sportline models.



Leather* not only looks great, it's durable and easy to maintain. The leather upholstery option features heated leather front sports seats with individual preset temperature settings. Also included in this option is electrically-adjustable lumbar support for the driver's seat. This four-way lumbar support function is designed for comfort and support by providing greater and easier adjustment. On SE models, this option also features a leather trimmed three-spoke steering wheel, gear knob and handbrake grip. Optional on SE and Sportline models.

* Some parts of leather interior will contain artificial leather.



The Sensor pack includes ultrasonic rear parking sensors which emit an audible warning as objects become closer, cruise control which can maintain a constant speed from 20 mph upwards and automatically switches off when the brake or clutch is engaged and an electronic tyre pressure monitoring system which alerts you should a tyre lose pressure. In addition the Sensor pack also features reverse activated kerb-view adjustment on the passenger's door mirror. Optional on all models.

Optional equipment (continued).



The **Winter pack** offers comfort and safety during the coldest months. The Winter pack includes heated front seats, heated windscreen washer jets, headlight washers and a low washer fluid level warning light. Optional on all models.



Front fog lights provide added safety when driving in poor weather conditions and are neatly integrated into the front bumper. Optional on S and SE and standard on Sportline models.



The **front centre armrest** has a handy storage compartment and also provides the rear seat passengers with two rear air vents and cup holders for comfort and convenience. Optional on S models.



Luxury pack includes a rain sensor and automatic dimming interior rear-view mirror, electrically foldable door mirrors with reverse activated kerb-view adjustment on the passenger's mirror, dusk sensor, coming/leaving home surrounding area lighting function and front footwell illumination. Optional on all models.



'**Toronto**' design 61/2J x 16 light alloy wheels with 205/55 R16 tyres. Standard on SE models.











'**ClassiXs**' design 7J x 17 light alloy wheels with 225/45 R17 tyres. Standard on Sportline models.







'**Grand Prix**' design 7J x 17 light alloy wheels with 225/45 R17 tyres. Optional on SE and Sportline models.

Paint.

Non-Metallic paint	Salsa Red 4Y 	Black A1 
Metallic paint*	Platinum Grey 2R 	Reflex Silver 8E 
	Red Spice K7 	Mineral Grey Z8 
Pearl effect paint*	Deep Black 2T 	Blue Graphite W9 

Upholstery.

'Glow' cloth upholstery Standard on S	Anthracite HQ 
'Maxima' cloth upholstery Standard on SE	Anthracite KU 
'Brick' cloth upholstery Standard on Sportline	Anthracite UL 
'Vienna' leather* † Optional on SE and Sportline	Anthracite TG 

* Metallic, pearl effect paints and leather upholstery are optional at extra cost.

† Some parts of leather interior will contain artificial leather.

Please note: Screen technology does not allow exact reproduction of the paint colours. For further details, please contact your Volkswagen retailer.

Combinations.

	Seat upholstery	Carpet	Dashboard	Salsa Red 4Y	Black A1	Platinum Grey Metallic 2R*	Reflex Silver Metallic 8E*	Red Spice Metallic K7*	Mineral Grey Metallic Z8*	Deep Black Pearl Effect 2T*	Blue Graphite Pearl Effect W9*
'Glow' cloth upholstery Standard on S	Anthracite (HQ)	Anthracite	Black/Anthracite	●	●	●	●	●	●	●	●
'Maxima' cloth upholstery Standard on SE	Anthracite (KU)	Anthracite	Black/Anthracite	●	●	●	●	●	●	●	●
'Brick' cloth upholstery Standard on Sportline	Anthracite (UL)	Anthracite	Black/Anthracite	●	●	●	●	●	●	●	●
'Vienna' leather* † Optional on SE and Sportline	Anthracite (TG)	Anthracite	Black/Anthracite	○	○	○	○	○	○	○	○

* Metallic and pearl effect paints and leather upholstery are optional at extra cost.
 † Some parts of leather interior will contain artificial leather.

● Standard ○ Optional



The revolutionary DSG gearbox provides the best of both worlds, super smooth and extremely fast gear changes with performance and economy.

Engines.

One thing the engines available for the new Golf Estate have in common is outstanding pulling power with great economy. The line-up includes a 1.6 petrol engine with an impressive performance of 102 PS. There are also two dynamic diesel engines, both available with a Diesel Particulate Filter (DPF). Depending on which engine you decide on, you can choose either a five or six speed manual, or opt for the innovative double-clutch transmission DSG. The DSG gearbox offers a genuine alternative to a manual gearbox because it is able to change gear faster than a manual gearbox and more smoothly than a conventional automatic.

As part of Volkswagen's continued desire to meet their responsibilities to the environment, both diesel engines are now available with a Diesel Particulate Filter (DPF). This is part of the exhaust system responsible for cleaning the exhaust gases before they enter the atmosphere. In addition to converting the harmful exhaust gases in the same way as a conventional catalytic converter, the DPF uses advanced technology to reduce the emission of black smoke and soot. It filters the exhaust gases and particles before they leave the vehicle exhaust system, resulting in a cleaner environment and less pollution entering the atmosphere.

Please note, driving conditions within inner-cities and the Channel Islands may not provide optimum conditions for the use of DPF technology. Therefore, it is advised that you speak to your authorised Volkswagen retailer about this before ordering your vehicle with DPF.

S, SE, Sportline – 1.6 litre 102 PS. Technical specification.

		Manual	
Engine	Engine type	Four cylinder petrol	
	Cubic capacity, ltrs/cc	1.6/1595	
	Max. output, PS ⁽⁰¹⁾ /kW at rpm	102/75 5600	
	Max. torque, lbs.ft/Nm at rpm	109/148 3800	
	Gearbox	Five speed manual	
Weights, kgs	Unladen weight ⁽⁰²⁾	1278	
	Gross vehicle weight	1900	
	Payload ⁽⁰²⁾	622	
	Axle load limit: Front	960	
	Rear	990	
Trailer load limits, kgs ⁽⁰³⁾	Braked 12% incline	1200	
	Unbraked	670	
	Towbar load limit	75	
	Max. roof load	75	
Performance	Top speed (where law permits), mph (km/h)	114 (184)	
	Acceleration, secs 0 - 62 mph	12.3	
	ABI insurance group	TBA	
Environmental information	Fuel grade, minimum	Unleaded, 95 RON ⁽⁰⁴⁾	
	Fuel tank capacity, galls/ltrs	12.1/55	
	Official fuel consumption, mpg/ltr per 100 km ⁽⁰⁶⁾		
	Urban	28.5/9.9	
	Extra-urban	47.1/6.0	
	Combined	38.2/7.4	
	Official CO ₂ emission, g/km ⁽⁰⁷⁾	176	
	Emission class	EURO 4	
Noise, dB	72.0		

Notes.

- 01) The maximum power output figures are quoted in PS (or Pferdestärke, which is the metric equivalent of horsepower). To convert from metric to imperial horsepower, divide the PS figure by 1.0139.
- 02) Figures are calculated in accordance with manufacturer's criteria. Vehicle unladen weight ranges with 90% tank capacity without driver. The individual unladen weight depends on the specification of the vehicle, this then reduces the possible payload accordingly.
- 03) With increasing altitude the engine performance diminishes. From 1,000 m above sea level and for every 1,000 m thereafter 10% of the vehicle/trailer weight (trailer weight + gross vehicle weight) must be deducted.
- 04) Thanks to the knock control, unleaded four star (at least 95 RON) can be used instead of unleaded Super plus. In order to achieve maximum fuel consumption benefits on the FSI engine, Ultra Low Sulphur Petrol (ULSP) must be used.
- 05) The use of RME and FAME (bio diesel) is not possible.
- 06) Official fuel consumption according to EU Directive 99/94. The consumption calculation according to 1999/100/EC is based on the actual unladen weight of the vehicle. Additional specifications can lead to a higher weight class and hence to consumption figures of this higher weight class. The driving style, road and traffic conditions, environmental influences and vehicle condition can in practice lead to consumption figures, which may differ from those calculated with this standard.
- 07) Increased weight of a vehicle, including higher trim levels and the addition of options will have a detrimental influence on the level of fuel consumption and CO₂ emissions produced. The CO₂ and fuel consumption figures are obtained from tests on a representative vehicle of the type, conducted and approved in accordance with Council Directive 80/1268/EEC as amended by Directive 1999/100/EC (or later) on the approximation of the laws of the member states relating to the carbon dioxide emissions and the fuel consumption of motor vehicles.

S, SE† – 1.9 litre TDI 105 PS.

Technical specification.

		Manual	Automatic
Engine	Engine type	Four cylinder diesel	Four cylinder diesel
	Cubic capacity, ltrs/cc	1.9/1896	1.9/1896
	Max. output, PS ⁽⁰¹⁾ /kW at rpm	105/77 4000	105/77 4000
	Max. torque, lbs.ft/Nm at rpm	184/250 1900	184/250 1900
	Gearbox	Five speed manual	Six speed automatic DSG†
Weights, kgs	Unladen weight ⁽⁰²⁾	Non DPF 1361	DPF 1361
	Gross vehicle weight	1990	1990
	Payload ⁽⁰²⁾	629	629
	Axle load limit: Front	1040	1040
	Rear	1000	1000
Trailer load limits, kgs ⁽⁰³⁾	Braked 12% incline	1400	1400
	Unbraked	710	710
	Towbar load limit	75	75
	Max. roof load	75	75
Performance	Top speed (where law permits), mph (km/h)	116 (187)	115 (185)
	Acceleration, secs 0 - 62 mph	12.2	12.6
	ABI insurance group	TBA	TBA
Environmental information	Fuel grade, minimum	Diesel Non DPF ⁽⁰⁵⁾	Diesel Non DPF ⁽⁰⁵⁾
	Fuel tank capacity, galls/ltrs	12.1/55	12.1/55
	Official fuel consumption, mpg/ltr per 100 km ⁽⁰⁶⁾		
	Urban	42.8/6.6	–
	Extra-urban	62.8/4.5	–
	Combined	54.3/5.2	–
	Official CO ₂ emission, g/km ⁽⁰⁷⁾	137	–
	Emission class	EURO 4	–
	Noise, dB	73.0	–
	Fuel grade, minimum	Diesel DPF ⁽⁰⁵⁾	Diesel DPF ⁽⁰⁵⁾
	Fuel tank capacity, galls/ltrs	12.1/55	
	Official fuel consumption, mpg/ltr per 100 km ⁽⁰⁶⁾		
	Urban	42.2/6.7	36.2/7.8
	Extra-urban	64.2/4.4	55.4/5.1
	Combined	54.3/5.2	47.1/6.0
	Official CO ₂ emission, g/km ⁽⁰⁷⁾	137	159
	Emission class	EURO 4	EURO 4
Noise, dB	72.0	72.0	

† Six speed automatic DSG gearbox only available with DPF.

Notes.

- 01) The maximum power output figures are quoted in PS (or Pferdestärke, which is the metric equivalent of horsepower). To convert from metric to imperial horsepower, divide the PS figure by 1.0139.
- 02) Figures are calculated in accordance with manufacturer's criteria. Vehicle unladen weight ranges with 90% tank capacity without driver. The individual unladen weight depends on the specification of the vehicle, this then reduces the possible payload accordingly.
- 03) With increasing altitude the engine performance diminishes. From 1,000 m above sea level and for every 1,000 m thereafter 10% of the vehicle/trailer weight (trailer weight + gross vehicle weight) must be deducted.
- 04) Thanks to the knock control, unleaded four star (at least 95 RON) can be used instead of unleaded Super plus. In order to achieve maximum fuel consumption benefits on the FSI engine, Ultra Low Sulphur Petrol (ULSP) must be used.
- 05) The use of RME and FAME (bio diesel) is not possible.
- 06) Official fuel consumption according to EU Directive 99/94. The consumption calculation according to 1999/100/EC is based on the actual unladen weight of the vehicle. Additional specifications can lead to a higher weight class and hence to consumption figures of this higher weight class. The driving style, road and traffic conditions, environmental influences and vehicle condition can in practice lead to consumption figures, which may differ from those calculated with this standard.
- 07) Increased weight of a vehicle, including higher trim levels and the addition of options will have a detrimental influence on the level of fuel consumption and CO₂ emissions produced. The CO₂ and fuel consumption figures are obtained from tests on a representative vehicle of the type, conducted and approved in accordance with Council Directive 80/1268/EEC as amended by Directive 1999/100/EC (or later) on the approximation of the laws of the member states relating to the carbon dioxide emissions and the fuel consumption of motor vehicles.

SE, Sportline – 2.0 litre TDI 140 PS.

Technical specification.

		Manual	Automatic
Engine	Engine type	Four cylinder diesel	Four cylinder diesel
	Cubic capacity, ltrs/cc	2.0/1968	2.0/1968
	Max. output, PS ⁽⁰¹⁾ /kW at rpm	140/103 4000	140/103 4000
	Max. torque, lbs.ft./Nm at rpm	236/320 1750	236/320 1750
	Gearbox	Six speed manual	Six speed automatic DSG†
Weights, kgs	Unladen weight ⁽⁰²⁾	Non DPF 1402	DPF 1390
	Gross vehicle weight	2030	2010
	Payload ⁽⁰²⁾	628	620
	Axle load limit: Front	1080	1060
	Rear	1000	1000
Trailer load limits, kgs ⁽⁰³⁾	Braked 12% incline	1500	1500
	Unbraked	730	740
	Towbar load limit	75	75
	Max. roof load	75	75
Performance	Top speed (where law permits), mph (km/h)	127 (205)	126 (203)
	Acceleration, secs 0 - 62 mph	9.8	9.7
	ABI insurance group	TBA	TBA
Environmental information	Fuel grade, minimum	Diesel Non DPF ⁽⁰⁵⁾	Diesel Non DPF ⁽⁰⁵⁾
	Fuel tank capacity, galls/ltrs	12.1/55	12.1/55
	Official fuel consumption, mpg/ltr per 100 km ⁽⁰⁶⁾		
	Urban	39.8/7.1	–
	Extra-urban	58.9/4.8	–
	Combined	50.4/5.6	–
	Official CO ₂ emission, g/km ⁽⁰⁷⁾	148	–
	Emission class	EURO 4	–
	Noise, dB	74.0	–
	Fuel grade, minimum	Diesel DPF ⁽⁰⁵⁾	Diesel DPF ⁽⁰⁵⁾
	Fuel tank capacity, galls/ltrs	12.1/55	
	Official fuel consumption, mpg/ltr per 100 km ⁽⁰⁶⁾		
	Urban	40.4/7.0	35.3/8.0
	Extra-urban	58.9/4.8	56.5/5.0
	Combined	50.4/5.6	46.3/6.1
	Official CO ₂ emission, g/km ⁽⁰⁷⁾	148	160
	Emission class	EURO 4	EURO 4
Noise, dB	72.0	72.0	

† Six speed automatic DSG gearbox only available with DPF.

Notes.

- 01) The maximum power output figures are quoted in PS (or Pferdestärke, which is the metric equivalent of horsepower). To convert from metric to imperial horsepower, divide the PS figure by 1.0139.
- 02) Figures are calculated in accordance with manufacturer's criteria. Vehicle unladen weight ranges with 90% tank capacity without driver. The individual unladen weight depends on the specification of the vehicle, this then reduces the possible payload accordingly.
- 03) With increasing altitude the engine performance diminishes. From 1,000 m above sea level and for every 1,000 m thereafter 10% of the vehicle/trailer weight (trailer weight + gross vehicle weight) must be deducted.
- 04) Thanks to the knock control, unleaded four star (at least 95 RON) can be used instead of unleaded Super plus. In order to achieve maximum fuel consumption benefits on the FSI engine, Ultra Low Sulphur Petrol (ULSP) must be used.
- 05) The use of RME and FAME (bio diesel) is not possible.
- 06) Official fuel consumption according to EU Directive 99/94. The consumption calculation according to 1999/100/EC is based on the actual unladen weight of the vehicle. Additional specifications can lead to a higher weight class and hence to consumption figures of this higher weight class. The driving style, road and traffic conditions, environmental influences and vehicle condition can in practice lead to consumption figures, which may differ from those calculated with this standard.
- 07) Increased weight of a vehicle, including higher trim levels and the addition of options will have a detrimental influence on the level of fuel consumption and CO₂ emissions produced. The CO₂ and fuel consumption figures are obtained from tests on a representative vehicle of the type, conducted and approved in accordance with Council Directive 80/1268/EEC as amended by Directive 1999/100/EC (or later) on the approximation of the laws of the member states relating to the carbon dioxide emissions and the fuel consumption of motor vehicles.

The technology.

Transmission

- Front-wheel drive
- Five speed manual gearbox: 1.6 litre 102 PS, 1.9 litre TDI 105 PS
- Six speed manual gearbox: 2.0 litre TDI 140 PS
- Six speed automatic DSG gearbox: 1.9 litre TDI DPF 105 PS, 2.0 litre TDI DPF 140 PS

Steering

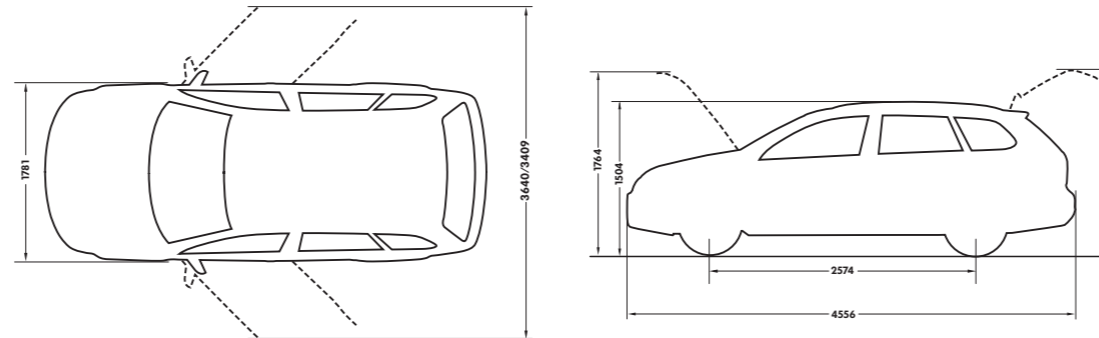
- Maintenance-free rack and pinion steering rack with speed related, electronically controlled servo assistance
- Height and reach adjustable and collapsible safety steering column

Running gear

- Front suspension uses coil springs with telescopic shock absorbers; all elements integrated in chassis legs
- Rear suspension with oil pressure shock absorbers and separate springs
- Wheel control: front through chassis legs and (lower) triangular wishbones (directionally stabilising steering roll radius), at rear through four link suspension with integrated anti-roll bar
- Front anti-roll bar
- Electronic Stabilisation Programme (ESP) including Hydraulic Brake Assist (HBA), Electronic Differential Lock (EDL) and Traction Control (ASR)

Dimensions.

Exterior dimensions		
Length, mm		4566
Width – excluding door mirrors, mm		1781
Width – opened front/rear doors, mm		3640/3409
Height, mm		1504
Height – opened bonnet/floor, mm		1764
Height – opened tailgate/floor, mm		2061
Wheelbase, mm		2574



Engines

- Front transversely-mounted engine
- 1.6 litre/102 PS⁽⁰¹⁾ (75 kW) petrol engine.
Four cylinder in-line engine, aluminium cylinder head, two valves per cylinder with roller rocker valves, programmed ignition with cylinder-selective anti-knock control, four single spark ignition coils, Longlife spark plugs, exhaust gas recirculation, three-way front catalyst, lambda control
- 1.9 litre/105 PS⁽⁰¹⁾ (77 kW) diesel engine.
Four cylinder in-line engine, cast iron cylinder block, two valves per cylinder, electronically controlled direct injection with pump injector unit ('Pumpe Düse'), oil cooler, intercooler, exhaust gas recirculation, turbocharger with variable turbine geometry, catalytic converter or catalytic coated diesel particulate filter (DPF)
- 2.0 litre/140 PS⁽⁰¹⁾ (103 kW) diesel engine.
Four cylinder in-line engine, cast iron cylinder block, four valves per cylinder (two valves per cylinder with DPF), electronically controlled direct injection with pump injector unit ('Pumpe Düse'), oil cooler, intercooler, exhaust gas recirculation, turbocharger with variable turbine geometry, catalytic converter or catalytic coated diesel particulate filter (DPF)

¹ The maximum power output figures are quoted in PS (or Pferdestärke, which is the metric equivalent of horsepower). To convert from metric to imperial horsepower, divide the PS figure by 1.0139.

Volkswagen service for your peace of mind.

The Volkswagen Warranty.

Three-year Warranty.

All Volkswagen new Golf Estates come with a three-year/60,000 miles warranty, which protects your car against the failure of most mechanical and electrical components due to manufacturing defects. This comprises a two-year manufacturer's warranty with unlimited mileage plus a further one-year/60,000 miles (whichever is soonest) Retailer Warranty. Should the mileage exceed 60,000 miles within the first two years, the manufacturer's two-year warranty will still be valid. If an additional warranty for subsequent years or higher mileage is desired, it may be purchased from an authorised Volkswagen retailer or repairer; however, this additional warranty must be purchased before the mileage reaches 60,000*. Full details of the three-year warranty are available from your authorised Volkswagen retailer or repairer.

* All warranty work must be completed by an authorised Volkswagen retailer or repairer.

Three-year Paint Warranty.

The paintwork of the new Golf Estate is covered against manufacturing defects for a period of three years. Naturally, the new Golf Estate must be cared for in compliance with the operating instructions which will be found in your vehicle handbook. Please consult your authorised Volkswagen retailer or repairer for full warranty details.

12-year Body Protection Warranty.

The internal body sections and panels of the new Golf Estates are covered against rusting through from the inside for 12 years. Naturally, the new Golf Estate must be cared for in compliance with the operating instructions. Please consult your authorised Volkswagen retailer or repairer for full warranty details.

Approved Accessories.

A comprehensive range of accessories from alloy wheels to carpet mats is available to complement the factory-fitted option list. Volkswagen Approved accessories purchased from and fitted by your authorised Volkswagen retailer at the point of vehicle sale will also benefit from the three-year vehicle warranty.

Service Intervals.

Volkswagen are pleased to offer you a choice on how your new Golf Estate is serviced. The appropriate selection is entirely dependent on how the car is likely to be driven and its general use. To help you identify which type of service would be most suitable, please refer to the following guide.

The Time and Distance Service is recommended for vehicles that will cover less than 10,000 miles in 12 months and if the vehicle is likely to be used in the following way:

- Predominantly urban driving, short journeys with frequent cold starts.
- Activities regularly producing high engine loading, e.g. frequent hill climbs, driving with vehicle fully loaded and towing.
- Uneconomical driving style using high rpms with heavy acceleration and heavy braking.

The service intervals for the Time and Distance Service are as follows:

- Oil change service
Every 10,000 miles/1 year (whichever is soonest).
- Interval service
Every 20,000 miles/2 years (whichever is soonest).
- Interval service inspection
Every 40,000 miles/4 years (whichever is soonest).

The LongLife Service is recommended for vehicles with a daily mileage of more than 25 miles where the vehicle is driven regularly mainly on longer distance journeys. The vehicle is driven mainly at a constant speed with minimum vehicle and engine loading, minimal towing and driven in an economical manner.

With the LongLife Service the vehicle can cover anywhere between 10,000[†] and a maximum of 20,000[†] miles or 24 months (whichever is soonest).

[†] Please note that mileages are approximate as the service indicator system uses kilometres as the distance measurement.

Please consult your authorised Volkswagen retailer or repairer for advice and full details.

Extended Warranty.

You may purchase additional protection from your authorised Volkswagen retailer or repairer, or contact 0870 9000 115.

Volkswagen Insurance[±].

Competitive and comprehensive motor insurance designed especially for Volkswagen drivers. All new and Approved Used Volkswagens come with complimentary seven-day cover upon request – we'll e-mail a cover note straight to your retailer, enabling them to tax your car easily. This way, you can drive straight out of the showroom. Taking out annual cover is easy and it can start when the seven-day cover expires. For more information contact your local Volkswagen retailer or call 0800 051 3136.

[±] Volkswagen Insurance is underwritten and administered by Zurich Insurance Company. Volkswagen Insurance is a trading name of Volkswagen Insurance Service (Great Britain) Limited which is an appointed representative of Volkswagen Financial Services (UK) Limited. Zurich Insurance Company and Volkswagen Financial Services (UK) Limited are both authorised and regulated by the Financial Services Authority.

Volkswagen Finance[‡].

Volkswagen Finance specialises in providing funding solutions for Volkswagen drivers. Whether your Volkswagen is for private or business use, you can choose from a range of funding options.

- Solutions – a personal contract plan
- Hire purchase
- Lease purchase
- Finance lease
- Contract hire

With all Volkswagen Finance products you can choose a fixed-cost maintenance plan to help you budget for your servicing and maintenance costs.

No matter what finance product you choose, your local Volkswagen retailer will be able to provide you with a personalised quote that could meet your budget and vehicle needs.

[‡] Volkswagen Finance is a trading name of Volkswagen Financial Services (UK) Limited. An offer of finance depends on certain conditions. Available to people over 18 in the UK only.

Volkswagen Roadside Assistance.

Every new car is registered for Volkswagen Roadside Assistance for one year. This provides vehicle home and roadside recovery in the unlikely event of a breakdown in the UK and Europe (subject to conditions). Volkswagen Roadside Assistance can also be purchased for subsequent years. For full details, please contact your authorised Volkswagen retailer.

Tax Free Sales.

For full details, please contact your authorised Volkswagen retailer.

CO₂ Emission.

Increased weight of a vehicle, including higher trim levels and the addition of options will have a detrimental influence on the level of fuel consumption and CO₂ emissions produced.

The CO₂ and fuel consumption figures are obtained from tests on a representative vehicle of the type, conducted and approved in accordance with Council Directive 80/1268/EEC as amended by Directive 1999/100/EC (or later) on the approximation of the laws of the member states relating to the carbon dioxide emissions and the fuel consumption of motor vehicles.

Please Note:

Some illustrations in this brochure do not necessarily reflect UK specifications and may not be available.

In particular, controls and some items of equipment are positioned differently for the UK.

The specifications contained in this brochure are for information purposes only and are subject to change. If you require any specific feature, you must consult your authorised Volkswagen retailer who is regularly updated with any change in specification. Please check model availability and full specification details with your authorised Volkswagen retailer prior to ordering.

Note: We would like to advise you that telephone calls to Volkswagen Customer Care may be monitored and recorded as part of our training and quality assurance processes. All our monitoring and recording processes meet Ofcom regulations.