



The Range





The Fox. What's stopping you?

The Fox. It's stylish. It's well built. It's affordable. Oh, and it's a Volkswagen. In fact, some people say those are all the reasons you need to buy one. But we'd like to think there are a few more than that. It may be the smallest car in our range, but the Fox has everything anyone could want in a car.

Make a big impression with the Fox. Its dynamic body lines are sure to capture the gaze of curious onlookers. Even the contoured clear cover of the headlights and indicators demand attention. While a wide range of exterior body colours gives you the chance to enhance its compact, sporty looks even more. And of course, there's always the option to style your Fox exactly the way you want it by adding alloy wheels, a rear roof spoiler, or one of the many other options or accessory packs available.

There are two engines to choose from – a 1.2 litre developing 55 PS and a 1.4 litre petrol engine which generates an impressive 75 PS. Both units have a five speed manual gearbox delivering dynamic performance as well as exceptional fuel consumption.

It may have a low starting price, but you still get an impressive level of specification, including a radio/CD player with four speakers, speed-sensitive power-assisted steering and a height-adjustable driver's seat. There's also front and rear cup holders, one-touch indicators, vanity mirrors and range adjustable halogen clear headlights. Not to mention the many safety features such as Anti-lock Braking System (ABS), driver's and front passenger's airbags, electronic engine immobiliser and innovative Isofix child seat preparation in the rear all fitted as standard.

- 01** The stylish Fox with optional 14" 'Parana' alloy wheels, manual rear vent windows and pearl effect paint.
- 02** In-car entertainment is provided via a radio/CD player with four speakers providing excellent sound clarity.
- 03** On Urban Fox models, the rear seat backrest splits symmetrically and the bench seat adjusts lengthways or folds up completely to give maximum boot space.
- 04** The Fox's impressive interior with 'Stripes' cloth upholstery and optional 'Climatic' semi-automatic air conditioning, Electronic Stabilisation Programme (ESP) and front fog lights.





01



02



03



04

- 01 With classic sports car characteristics, such as red brake calipers behind the dynamic 16" 'Monza I' alloy wheels, sports suspension, twin exhaust tailpipes, roof spoiler, and uniquely shaped bumpers – it's instantly recognisable as a GTI.
- 02 The Polo SE's stylish interior boasts height adjustable front seats upholstered in 'Maxima' cloth, storage compartments beneath the front seats on five door models and a radio/MP3 compatible CD player all as standard.
- 03 Silver-coloured roof rails and door mirrors, unique Dune styling pack, 17" 'BBS' alloy wheels and raised suspension create a distinctive look for the Polo Dune's exterior.
- 04 The striking exterior of the Polo Sport with optional 16" 'Varano' alloy wheels and metallic paint.

Polo. Good looks built to last.

As soon as you see the exterior of the Polo, you'll notice a difference. Stylish, compact and sporty, the new design commands attention. Refined details, such as the contoured clear cover of the headlights and indicators, accentuate the dynamic flowing lines, giving a distinctive new look. Offering all the benefits of economy, practicality and manoeuvrability, without compromising on quality, comfort or specification, the Polo is surprisingly adaptable – not simply a car for nipping around town. From every perspective it offers more, whatever your lifestyle.

With its high specification and wide range of features, the Polo excels, offering an abundance of large car benefits in one exciting package. Inside and out, the precision build, quality materials and leading edge technology will only impress. And the greatest plus of all – with six different trim levels to choose from, the E, S, SE, Sport, GTI or Dune, you can be confident you'll find a Polo that suits your individual needs.

Ergonomic design and attention to detail have created a stylish interior that is both practical and relaxing. Speed-sensitive power-assisted steering and a height and reach adjustable steering column are both fitted as standard, as is central locking, vanity mirrors on both sun visors and a radio/MP3 compatible CD player with four speakers, ensuring total comfort and convenience. The impressive specification doesn't stop there either, with electronic engine immobiliser and integrated indicators in the door mirrors all as standard.

In addition, the Polo is also equipped with a number of important safety features such as driver's and front passenger's airbags and front seat side impact airbags on all models (except E 1.2 litre 55 PS), while for the protection of smaller passengers, the Polo features Isofix child seat fixing points.



30 years in the making. The Golf.

More dynamic, more confident and with more technical refinements than ever before, the Golf takes the largest evolutionary step since the series began some thirty years ago. A longer wheelbase and wider track provides an appearance that is immediately more powerful, while the interior is modern, ergonomic and sets a new standard in its class for rear seat spaciousness. The dynamic safety chassis offers superb smoothness of ride, and the active suspension system ensures the highest levels of stability.

The Golf offers great choice over seven models – the S, Match, Sport, GT, GTI, GTI Edition 30 and the R32. Whichever model you choose, you'll find a range of features that fulfils the highest demands, from the entry level Golf S to the luxurious Golf Match, both with an extensive list of standard equipment, while the Golf Sport offers a host of exterior and interior refinements. The Golf GT offers even more including the very latest Volkswagen engine technology. Taking a huge evolutionary step forward, the

Golf GTI has been redefined to deliver energy, excitement and exhilaration. In addition, in recognition of 30 years of GTI production, the most powerful GTI ever produced – the GTI Edition 30. For truly outstanding performance there's the Golf R32 – the fastest ever Golf. Each one appeals to different needs, and along with an extensive list of options, you'll always find a Golf that's just right for you.

New TSI technology uniquely combines power and economy. These 'Twincharger' engines feature a mechanically-driven supercharger and an exhaust-driven turbocharger, which work in tandem to eliminate turbo lag. The first variant of the new TSI engine produces 140 PS at 5,600 rpm, offering impressive performance and outstanding fuel consumption of just 39.8 mpg on the Combined cycle*. The second, an award winning more powerful version produces 170 PS at 6,000 rpm and torque comparable to that of a typical naturally-aspirated 2.3 litre engine, while still returning a Combined* fuel figure of 38.7 mpg.

The Golf is also available with five further petrol engines. Firstly, a 1.4 litre engine which develops 80 PS, second is a 1.6 litre FSI engine providing a healthy 115 PS. A truly exhilarating 2.0 litre turbocharged T-FSI which develops 200 PS and an uprated 230 PS version of this engine, which is exclusively available to the GTI Edition 30, provide the third and fourth options. Finally is the phenomenal 3.2 litre V6 250 PS which powers the Golf R32.

The diesel engines available for the Golf include a 2.0 litre SDI diesel which produces 75 PS, or you could choose the 1.9 litre TDI developing 105 PS. The 2.0 litre TDI linked to either a six speed manual gearbox or the DSG automatic generates 140 PS and, on Sport models only, is also available with 4MOTION, the sophisticated four wheel drive system which aids traction and stability. The latest addition to the GT range is the 2.0 litre TDI DPF engine which develops 170 PS with an exhilarating 350 Nm of torque at 2,000 rpm and is available with a six speed manual or six speed automatic DSG gearbox.

- 01** The sporty exterior of the Golf GT TDI 170 PS with optional metallic paint.
- 02** The Golf Match's radio/CD player provides excellent sound quality, while 'Climatic' semi-automatic air conditioning provides year round comfort.
- 03** Award winning new TSI technology features a mechanically-driven supercharger and an exhaust-driven turbocharger, which work in tandem to eliminate turbo lag.

* Please see Environmental information sections for fuel consumption and CO₂ emissions figures.



The Golf GTI. The original, updated.

The Golf GTI. The original, updated. Taking a huge evolutionary step forward, the Golf GTI has been redefined to deliver energy, excitement and exhilaration.

Demonstrating technological advancement, the Mark V Golf GTI is powered by a 16-valve direct injection 2.0 litre T-FSI turbocharged unit. Developing a phenomenal 200 PS at just 5,100 rpm and a hefty 280 Nm of torque from only 1,800 rpm, the engine can be linked to the six speed manual gearbox or a DSG automatic. When specified with the DSG automatic gearbox, the GTI comes with a superb paddle shift steering wheel. This allows gear shifts to be selected using paddles on the back of the steering wheel when driving with the gearbox in tiptronic mode. The FSI technology utilised in the new engine provides a double-edged advantage – power and economy.

At first glance the message is clear – the original GTI is back. The essence of GTI styling is recognisable by its chrome twin exhaust tailpipe, wide track lowered sports suspension and 17 inch 'Monza' alloy wheels. Settle deep into the front sports seats with height and lumbar adjustment, hold onto the race-inspired leather trimmed three-spoke sports steering wheel and feel the excitement begin.



- 01** The Golf GTI, based on the original philosophy and produced to the same legendary build quality. Model shown features optional metallic paint.
- 02** Front sports seats in 'Interlagos' cloth upholstery enhance the Golf GTI's distinctive sporty look.
- 03** The race-inspired leather trimmed three-spoke steering wheel with GTI logo adds the finishing touch to your GTI experience. The radio system RCD 500, multifunction computer (Highline) and Winter pack are optional at extra cost.
- 04** The chrome twin exhaust tailpipe hints at the sporting intent of the Golf GTI.

The Golf Plus. A Golf, just a little bit bigger.

The Golf family has just got bigger. Quite literally. The Golf Plus – specially created for those who require a little more space, while still enjoying all the refinements, dynamics and style of a Golf hatchback. In every sense, the Golf Plus offers more.

More interior space, more comfort and more functionality. With its raised seating and totally flexible interior concept, the Golf Plus Luna, SE or Sport offer endless options and practical solutions. Weekends away, family holidays, shopping trips or adventure sports, the Golf Plus takes them all in its stride. Ensuring you get the most out of life – while still enjoying the class-leading performance, legendary build quality and sheer exhilaration of driving a Volkswagen Golf.

Drive the Golf Plus and you'll benefit from the very latest engine technology. A choice of six different engines enables you to select the option that best suits your requirements. The choice includes a new award winning 1.4 litre TSI engine available on the Golf Plus Sport, which produces 140 PS at 5,600 rpm. In addition, the Golf Plus is available with a choice of two further petrol engines. The first option is the 1.4 litre which generates a healthy 80 PS and a 1.6 litre unit which utilises FSI technology and develops 115 PS. If you're looking for high torque alongside exceptional economy, the new generation TDI diesel engines are for you. There are two four cylinder 1.9 litre units developing 90 PS or 105 PS, and finally there's the powerful 2.0 litre TDI which generates 140 PS.

- 01 The luxurious Golf Plus SE with optional 17" 'Indianapolis' alloy wheels and metallic paint.
- 02 The TSI engine has a 'Twincharger' feature which comprises a mechanically-driven supercharger and an exhaust-driven turbocharger, which work in tandem to eliminate turbo lag.
- 03 Boot space can easily be extended to meet your needs. Rear seats slide forwards and backwards to increase the boot space from 395 litres to a maximum of 505 litres, or to increase passengers' legroom.
- 04 The Golf Plus Luna's interior features durable 'Media' cloth upholstery, 'Climatic' air conditioning with semi-automatic control, speed-sensitive power steering, front and rear electric windows and front centre armrest with storage compartment.





01



02



03

New Beetle. Fun on the outside, serious underneath.

We all have dreams and wishes. Our dream was to capture the spirit of the old Beetle – its unique shape, its large smile and loveable character, and turn it into a new reality. The result is the New Beetle, designed for a contemporary look, with a sleek, aerodynamic body line. Some of the Beetle's original design features live on in the New Beetle, such as the classic shape, the internal grab handles and the vase for your favourite flower, mounted on the dashboard.

Although we've kept the spirit of the Beetle, we've brought it right up to date with the latest safety equipment and engine technology. A wide choice of petrol engines are available for the New Beetle starting with the new Luna offering 1.4 litre and 1.6 litre manual engines and 16 inch 'Houston' alloy wheels as standard. Two other petrol engines are also available to choose from, a 2.0 litre 115 PS and 1.8 Turbo 150 PS. If you prefer a diesel, a 1.9 litre TDI which generates 105 PS is also available.

- 01 The classic look of the New Beetle Luna 1.6 litre with optional front fog lights.
- 02 The unique interior of the New Beetle is trimmed with 'Eclipse' cloth upholstery, and features a useful front centre armrest with storage compartment.
- 03 Sporty 16" 'Houston' alloy wheels with 205/55 tyres are standard on the Luna 1.4 litre and Luna 1.6 litre models.
- 04 Amongst its extensive list of features, the 'Gamma' radio boasts a single CD player, 30 station presets, a scan facility and Traffic Information Memory (TIM). Air conditioning is standard on 1.9 TDI models and above.




04



01



02



03



04



05

- 01 Using intelligent electronic sensors, the possibility of a rollover or impact can be instantly detected. Within milliseconds the rollover bars will eject and, together with the reinforced windscreen frame, provide protection to passengers.
- 02 In a potentially dangerous situation, the Electronic Stabilisation Programme (ESP) will intervene to diffuse the problem. Through the brake and engine management systems, it will specifically slow down individual wheels for greater stability.
- 03 The rain sensor senses moisture and activates the windscreen wipers and adjusts their speed to the intensity of the rainfall. With similar ingenuity, the anti-dazzle rear-view mirror automatically darkens if lights from a following car are too bright.
- 04 The stylish interior of the New Beetle Cabriolet Luna 1.4 litre trimmed in 'Eclipse' cloth with optional metallic paint.
- 05 The striking exterior of the New Beetle Cabriolet Luna 1.4 litre with 16" 'Houston' alloy wheels and optional metallic paint.

New Beetle Cabriolet. Open your heart.

When a car enjoys the charisma of the New Beetle, driving becomes so much more fun. Add a cabriolet roof and it becomes an experience to savour. Just imagine – cruising along with the sun on your face, driving along country lanes with the wind in your hair, or simply parked up, admiring the stars at night – there's nothing quite like a cabriolet.

The New Beetle Cabriolet is packed with standard features such as front and rear electric windows, an alarm with interior protection and remote central locking, front centre armrest with storage compartment, radio/CD player with RDS and ten speakers, a rain sensor and an automatic dimming interior rear-view mirror.

The range starts with the new Luna offering a 1.4 litre unit that develops 75 PS. If you'd prefer a power boost and similar acceleration, then the 1.6 litre 102 PS may be for you. Maybe the refinement of the 2.0 litre 115 PS is more to your taste. Then there's the turbocharged 1.8 litre engine which produces a superb 150 PS and gives exceptional performance. Not only can the 1.9 litre TDI 105 PS accelerate the New Beetle Cabriolet from standstill to 62 mph in 12.0 seconds, it also conforms to the strict Euro 4 emissions regulations.



01



02



03

Jetta. Not nearly as expensive as it looks.

Those who place high demands on life require a car that not only looks good, but delivers that little bit extra. With its streamlined silhouette, distinctive design and sporty, yet elegant appeal, the Jetta offers all you would expect and more. It combines all the characteristics of a comfortable saloon with superior dynamics and agile roadholding, promising you driving excitement at its very highest level.

If the exterior of the Jetta promises, then the interior delivers. With three different trim levels to choose from – S, SE or Sport – you can opt for the Jetta that best matches your personal preferences and lifestyle. Each offers an abundance of features and design points, all made from the highest quality materials and providing a level of refinement nothing short of exceptional. With innovative design assured down to the smallest detail, whichever trim level you choose, you know you will have made the right decision.

The Jetta has a range of powerful and efficient engines at its disposal with four petrol and two diesel variants. The powerful four cylinder 1.6 litre FSI petrol engine with a six speed manual gearbox develops a healthy 115 PS. TSI technology provides two new exciting enhancements to the Jetta engine range, a unique technology that combines power and economy. These 'Twincharger' engines feature a mechanically-driven supercharger and an exhaust-driven turbocharger, which work in tandem to eliminate turbo lag. The first variant of the new TSI engine produces 140 PS and can accelerate the Jetta to 62 mph in just 9.3 seconds. The second, a more powerful version produces 170 PS and torque comparable to that of a typical naturally-aspirated 2.3 litre engine. The most powerful engine available for the Jetta – the 2.0 litre T-FSI 200 PS, can accelerate the Jetta from 0 - 62 mph in just 7.5 seconds with a manual gearbox and 7.2 seconds with the six speed automatic DSG gearbox. You can choose from either the 1.9 litre TDI engine with a five speed manual gearbox, developing 105 PS or the 2.0 litre TDI, with a six speed manual gearbox offering additional performance and delivering 140 PS – both engines are also available with a six speed automatic DSG gearbox.

01 The distinctive exterior of the Jetta Sport with 17" 'ClassiXs' alloy wheels and front fog lights mounted within the body-coloured bumpers, while optional Xenon headlights and metallic paint complete the look.

02 The rear lights utilise LED technology, which react faster than conventional bulbs, and provide clearer, brighter light.

03 The fitment of stylish 16" 'Toronto' alloy wheels with 205/55 R16 tyres provides an exclusive look to Jetta S models.

04 The Jetta S interior, upholstered in 'Glow' cloth, is ergonomically designed to ensure that all controls are located for optimum ease of use, including the optional radio system RCD 500.



04



The Passat. Luxury you could easily get used to.


The design of the Passat guarantees your heart will beat faster at first glance. The exterior boasts power and charisma, with the wide track and low-set front end all producing a striking appearance, giving a hint of the driving pleasure to come. The gleaming chrome-plated radiator grille surround reinforces the story. Add to that the confident shape of the C pillar and the curved breakaway edge of the rear, giving real body definition, and the story of aerodynamic design and sports performance is complete.


From entry level Passat S to the comfort of the SE or the exciting Sport to the dynamic SEL, when coupled with a superb range of economical, high-torque petrol and diesel engines – they are sure to make driving a pure pleasure whatever your budget or taste.

The four FSI petrol variants benefit from innovative direct injection technology. The powerful four cylinder 1.6 litre engine with six speed gearbox develops a healthy 115 PS. The exceptional 2.0 litre engine offers even greater drive dynamics, generating 150 PS and ensuring others only have the Passat's elegant rear end to admire. Whilst the most powerful engines available are the much acclaimed 2.0 litre T-FSI 200 PS available for the Sport and the powerful 3.2 litre FSI V6 4MOTION 250 PS with six speed auto DSG gearbox available for the SEL.

The three diesel variants are particularly sophisticated. First is the 1.9 litre TDI engine with a five speed gearbox developing 105 PS. The second diesel option is the powerful 2.0 litre TDI 140 PS, also available with 4MOTION Volkswagen's four wheel drive system for added stability and safety on SE or Sport models. Thirdly is the highly acclaimed 2.0 litre TDI DPF 170 PS engine for the Passat Sport and SEL.

- 01** The refined exterior design of the Passat Saloon Sport with optional 17" 'Le Mans' alloy wheels.
- 02-03** Positioned for ease of use, you can start your Passat literally at the touch of a button. The press and drive key replaces the conventional key, while the electronic parking brake, with auto hold function on automatic models, makes applying the parking brake that little bit easier.
- 04** The streamlined interior of the Passat Saloon SE trimmed in 'Verona' velour with 'Blackpoint' decorative inserts in dash and 'Soft Silver' decorative inserts in centre console and optional radio system RCD 500.





01



02



03

01 The interior of the Passat Estate S upholstered in durable 'Calino' cloth with 'Blackpoint' decorative inserts and optional radio system RCD 500.

02 The rear seat and backrest of the Passat Estate can be folded asymmetrically, extending the loading space to a length of up to 1,974 mm. Interior shown is Passat Estate SE and features the optional cargo management system which includes an adjustable securing rail and retractable load securing strap to divide the luggage compartment laterally or diagonally.

03 The elegant Passat Estate S with optional 17" 'Le Mans' alloy wheels and pearl effect paint.

The Passat Estate. Luxury you could easily get used to.

As soon as you set eyes on the Passat Estate, size and space will take on a new meaning. Combining the practicalities of an estate with the elegance of a saloon, this exceptional car delivers power and charisma more successfully than ever before.

Its wide track width and low-set front end produce a striking appearance, giving a hint of the driving pleasure to come. The gleaming chrome-plated radiator grille surround, a real design highlight, reinforces the story. The rounded in-set headlights add an extra touch of style, echoed through its flowing aerodynamic curves and rear light cluster incorporating LED technology. This is a car designed to command attention and get results.

And as with any estate, flexibility and versatility are paramount, which is where the Passat Estate excels. Offering four different trim levels the S, SE, Sport and SEL and a host of petrol and diesel engines, there's sure to be a model to suit every taste and budget.

The Passat Estate is available with a choice of four petrol engines. The first option is the 1.6 litre FSI which generates a healthy 115 PS. This is closely followed by the 2.0 litre FSI 150 PS and 2.0 litre T-FSI 200 PS. A more powerful 3.2 litre FSI V6 4MOTION is also available which develops 250 PS.

If you're looking for exceptional economy, the Passat Estate offers a range of three diesel engines. Choose from either the 1.9 litre TDI 105 PS or 2.0 litre TDI 140 PS. In addition if you prefer the added stability and safety provided by four wheel drive, you could specify the 2.0 litre TDI 140 PS 4MOTION on SE or Sport models. Finally, the powerful 2.0 litre TDI DPF diesel engine produces an impressive 170 PS, can accelerate from 0 - 62 mph in 8.8 seconds and is capable of a top speed of 137 mph, where the law permits.





Eos. Re-discover your senses.

Imagine driving open-top through the darkness on a summer evening with the stars above you. Feeling the exhilaration of speed as the wind sweeps over you. Seeing, hearing, smelling the world around you with a fresh intensity. Enjoying the seasons as never before. Being at one with the elements.

Sunshine or rain, you're ready for both. Thanks to an innovative CSC (Coupé Sunroof Cabriolet) folding steel roof system, you can change from coupé to cabriolet at the touch of a button – enjoying open-top exhilaration or hardtop comfort as the mood takes you. And what's unique about this system is that even with the roof closed, you can open the electric slide/tilt sunroof and fill your lungs with fresh air.

It's up to you to decide just how exhilarating you'd like your Eos to be – with a choice of engines to meet the most demanding driver. For a start, three petrol engines deliver an impressive 115 PS, 150 PS or 200 PS, using innovative FSI direct injection technology to produce dynamic power combined with economical fuel consumption*. The 2.0 litre TDI DPF diesel engine offers equal smoothness, pulling power and economy, generating a healthy 140 PS. These engines are all linked to a six speed manual gearbox for added performance. Additionally, the 2.0 litre T-FSI 200 PS and 2.0 litre TDI DPF 140 PS are available with an automatic DSG gearbox. If you're looking for a drive that's nothing short of exceptional, the powerful 3.2 litre V6 FSI petrol engine delivers a truly amazing 250 PS, 320 Nm of torque at 2,500-3,000 rpm, and uses a DSG double clutch transmission for spine-tingling acceleration.



01 The elegant Eos 2.0 TDI DPF 140 PS with optional 'Vienna' leather, Multipack 1 (Bi-Xenon headlights and Luxury pack) and metallic paint.

02-03 The five-section folding CSC roof system can be lowered automatically in just 25 seconds, transforming the hardtop coupé into a sporty cabriolet.

04 The luxurious interior shown is Eos 2.0 FSI 150 PS with 'High Spirit' cloth upholstery with optional radio system 'RCD 500' and metallic paint.

* Please see Environmental information sections for fuel consumption and CO₂ emissions figures.

05 Unique to the Eos – the large slide/tilt glass sunroof is integrated within the fully automatic CSC roof system and can be opened separately at any time.

06 Active rollover bars behind the rear seats activate at the slightest hint of a roll or impact, providing exceptional protection for passengers.

Some interiors shown feature optional 'Nappa' leather. Some parts of leather interior will contain artificial leather.

New Touran. More than just a family car?

It's often been said that variety is the spice of life. It's for that reason why the Touran is such fun to own and drive. It offers supreme practicality: you can add seats, move them forwards or backwards, fold them or remove them in seconds – there are over 500 interior variations.

All Tourans feature multiple storage compartments in the passenger and luggage areas, cruise control, multifunction computer, a radio/CD player, air conditioning and an extensive range of safety equipment. Specify a Touran SE and you get a six CD autochanger with the RCD 500 radio system, or choose the Touran Sport and you'll also get 2Zone electronic climate control fitted as standard.

The versatility continues under the bonnet, where in addition to a 1.6 litre 102 PS petrol unit, TSI technology provides an exciting new addition to the range with a 1.4 litre unit which develops 140 PS featuring a mechanically-driven supercharger and an exhaust-driven turbocharger that delivers impressive performance whilst maintaining low fuel consumption*. The Touran is available with a choice of four highly efficient diesel engines that benefit from high pressure injection. The diesel engines include a 1.9 litre TDI 90 PS and a 1.9 litre TDI 105 PS. Two further diesels are available, the 2.0 litre TDI 140 PS and finally the 2.0 litre TDI DPF 170 PS which firmly establishes itself as the most powerful in its class. Both of these engines are available with a six speed manual or six speed automatic DSG gearbox. The DSG gearbox offers a genuine alternative to a manual gearbox because it is able to change gear faster than a manual gearbox and more smoothly than a conventional automatic.



01



02



03



04

- 01** Model shown is new Touran Sport with optional 17" 'Nardo' alloy wheels, Bi-Xenon headlights and metallic paint.
- 02** The stylish interior of the new Touran S upholstered in 'Media' cloth with 'Microtec' decorative inserts and an ergonomically designed three-spoke steering wheel ensures an exceptional level of interior comfort.
- 03** Cruise control, fitted as standard on all new Tourans, enables you to maintain your selected speed at the touch of a button, from 19 mph upwards.
- 04** The new Touran Sport's standard seven seat layout includes two single seats in the third row, which can be folded flush into the floor of the luggage compartment. The seat in the centre of the second row easily folds down to provide a convenient table for rear seat passengers.

* Please see Environmental information sections for fuel consumption and CO₂ emissions figures.

Sharan. Engineering for all the family.

If your needs suggest an MPV, but you don't wish to compromise on quality and engineering, look no further than the Volkswagen Sharan. With the Sharan, you enter a totally new world of driving. One in which travel itself becomes an experience to savour. Driving is no longer a chore because you are surrounded by space, freedom and comfort. In fact, there's ample room for the driver and six adult passengers to sit back, relax and enjoy their individually formed 'business class' seats. But the other beauty of the Sharan is its flexibility – by removing the rear seats you can open up a massive 2,610 cubic litres of storage space.

The Sharan is equipped with many safety features and not only benefits from driver's and front passenger's airbags with passenger's airbag deactivation switch located in the glovebox, but also front seat side and curtain airbags. All seven seats are fitted with an adjustable head restraint and seat belts, with the driver's, front passenger's and outer belts on the middle row benefiting from height-adjustment. Protecting the youngest members of your family receives special attention with integrated child safety seats. Two are fitted as standard to the Sharan SE model (in the outer seats of the middle row) and up to two more can be fitted as an optional extra.

There are four engines available – two petrol and two diesel. As a choice of petrol engines, there's a 2.0 litre 115 PS unit available for the S and SE or a more powerful turbocharged 1.8 litre 150 PS version for the Sport. Two diesels are available, a 1.9 litre TDI 115 PS or a 2.0 litre TDI 140 PS, both featuring Volkswagen's 'Pumpe Düse' technology giving excellent pulling power together with reduced exhaust emissions.




01



02



03



04



05

- 01** The versatile Sharan Sport with 16" 'Lisbon' alloy wheels, front fog lights and optional metallic paint.
- 02** Need to carry large, bulky items? With the Sharan you can accommodate any combination of luggage and passengers in comfort.
- 03** Sharan SE and Sport models have front and rear parking sensors as standard.
- 04** Stylish 16" 'Valencia' alloy wheels with 215/55 tyres are standard on SE models.
- 05** The Sharan Sport 1.8T's seats are upholstered in durable 'Opera' cloth, the middle row of three seats folds down to allow easy access to the two rear seats.



The new Touareg. Broaden your horizons with four wheel drive.

What is it that you demand from a luxury 4x4? Superb off-road ability or supreme on-road comfort and agility? But why should you have to make this decision – especially when the Touareg can sense its surroundings and decide for you? For example, if you're cruising on the motorway the optional Continuous Damping Control (CDC) air suspension (standard with V10 TDI engine) can lower the vehicle ensuring a safe, agile ride. On the other hand, if you're off-road CDC will give you up to 300 mm of ground clearance, whilst in really tricky situations it can transfer 100% of the engine's power to just one wheel.

More comfort, more refinement, more quality – that's what the Touareg stands for. With a combination of exceptional looks from the outside and an ergonomically designed interior, the Touareg is certain to give you a unique feeling of space and harmony. Available in three trim levels – the entry Touareg, SE and Altitude – there is sure to be a model that suits your individual needs. The entry Touareg has everything that you'd expect from a luxury 4x4 and, as you'd expect from Volkswagen, attention to detail is second to none. Comfort features are a major benefit in the SE and a good example of this philosophy is the sumptuous 'Cricket' leather* upholstery with heated front seats.

Externally, the Touareg Altitude is enhanced by a unique body styling kit, tinted windows, sports polished twin exhaust tailpipes and dynamic alloy wheels offering a stylish look as well as superb on- and off-road performance.

There is one decision you'll have to make for yourself – which engine to choose. There's the 3.6 litre V6 petrol unit developing 280 PS and transporting you to 62 mph in just 8.6 seconds, alternatively, there's a 2.5 litre TDI DPF diesel unit, developing 174 PS. If you think you might need a little more power, consider the 3.0 litre V6 TDI which provides 225 PS or the 5.0 litre V10 TDI DPF capable of producing 313 PS and a sprightly dash to 62 mph in only 7.4 seconds.

* Some parts of leather interior will contain artificial leather.

- 01** Model shown is the new Touareg SE V10 TDI DPF with optional 19" 'Terra' alloy wheels and Bi-Xenon dipped and main beam headlights.
- 02** The six speed automatic tiptronic gearbox set in stunning 'Piano Black' decorative wood trim makes changing gear an effortless task on new Touareg Altitude models.
- 03** The new Touareg SE V6 TDI's sumptuous leather upholstery*, combined with optional 'Engine spin' decorative inserts, creates an air of exclusivity.




The Volkswagen Phaeton: designed to inspire.

Offering inspired comfort, style and power, the Phaeton is a car that will deliver immense driving pleasure every time you take to the road.

The creators of the Phaeton strived for perfection – the result is a car that will stir the senses from the moment you enter the cabin. Once inside, you will instantly appreciate the attention to detail, the technology and the supreme comfort that can only be found in a car of this class.

You can choose from two petrol engines, the 4.2 litre V8 335 PS petrol engine or the revolutionary 6.0 litre W12 providing 450 PS, taking the Phaeton from standstill to 62 mph in only 6.1 seconds. The 3.0 litre V6 TDI DPF also impresses with a 225 PS and a top speed of 145 mph, where the law permits. Coupled to each of the engines is 4MOTION technology, meaning enhanced traction and improved handling.

When you aim for perfection, there's no room for compromise.



01 The refined exterior of the 3.0 V6 TDI 4MOTION with optional Bi-Xenon headlights (Xenon headlights are standard on all models).

02 Everywhere in the interior of 6.0 W12 4MOTION is a story of ergonomic design and incredible attention to detail. Craftsmanship and quality materials work in harmony as detailed on the optional wood/leather multifunction steering wheel and keyless entry and keyless start.

03 The most compact 12 cylinder engine in the world, the 6.0 litre W12, produces 450 PS and transforms the Phaeton into one of the most powerful production saloon cars ever made.

Environmental information – Production from 6.11.2006*

Fox		Output, PS	CO ₂ emission, g/km†	Trim level(s)	Urban†	Extra-urban†	Combined‡
Petrol	1.2 ltr	55	148	Fox, Urban Fox	35.8/7.9	54.3/5.2	45.6/6.2
	1.4 ltr	75	159	Fox, Urban Fox	32.5/8.7	50.4/5.6	42.2/6.7

() Automatic figures.

Polo		Output, PS	CO ₂ emission, g/km†	Trim level(s)	Urban†	Extra-urban†	Combined‡
Petrol	1.2 ltr	55	143	E, S	35.8/7.9	56.5/5.0	47.1/6.0
	1.2 ltr	64	140	E, S	36.7/7.7	57.6/4.9	47.9/5.9
	1.4 ltr	75	(179)	S, SE	(27.7/10.2)	(47.9/5.9)	(37.7/7.5)
	1.4 ltr	80	152	S, SE	33.2/8.5	54.3/5.2	44.1/6.4
		80	157	Dune	32.8/8.6	51.4/5.5	42.8/6.6
	1.6 ltr	105	165	Sport	30.4/9.3	51.4/5.5	40.9/6.9
	1.8 ltr	150	186	GTI	26.2/10.8	46.3/6.1	36.2/7.8
Diesel	1.4 ltr TDI	70	119	S	49.6/5.7	72.4/3.9	62.8/4.5
		70	129	Dune	47.9/5.9	65.7/4.3	57.6/4.9
	1.4 ltr TDI	80	119	SE	51.4/5.5	72.4/3.9	62.8/4.5
1.9 ltr TDI	100	129	Sport	44.1/6.4	70.6/4.0	57.6/4.9	

() Automatic figures.

Golf		Output, PS	CO ₂ emission, g/km†	Trim level(s)	Urban†	Extra-urban†	Combined‡
Petrol	1.4 ltr	80	165	S	30.1/9.4	51.4/5.5	40.9/6.9
	1.6 ltr FSI	115	159	S, Match	32.5/8.7	50.4/5.6	42.2/6.7
		115	(180)	S, Match	(27.2/10.4)	(47.9/5.9)	(37.2/7.6)
	1.4 ltr TSI	140	169	Sport	30.4/9.3	48.7/5.8	39.8/7.1
	1.4 ltr TSI DSG	140	(169)	Sport	(29.1/9.7)	(50.4/5.6)	(39.8/7.1)
	1.4 ltr TSI	170	174	GT	28.5/9.9	48.7/5.8	38.7/7.3
	1.4 ltr TSI DSG	170	(174)	GT	(28.5/9.9)	(48.7/5.8)	(38.7/7.3)
	2.0 ltr T-FSI	200	189	GTI	25.7/11.0	45.6/6.2	35.3/8.0
	2.0 ltr T-FSI DSG	200	(188)	GTI	(26.4/10.7)	(45.6/6.2)	(35.8/7.9)
	2.0 ltr T-FSI	230	194	GTI Edition 30	25.0/11.3	44.8/6.3	34.4/8.2
	2.0 ltr T-FSI DSG	230	(188)	GTI Edition 30	(26.4/10.7)	(45.6/6.2)	(35.8/7.9)
	3.2 ltr V6 4MOTION	250	255	R32	19.0/14.9	34.0/8.3	26.4/10.7
	3.2 ltr V6 4MOTION DSG	250	(231)	R32	(21.6/13.1)	(36.7/7.7)	(29.1/9.7)
	Diesel	2.0 ltr SDI	75	143	S	41.5/6.8	60.1/4.7
1.9 ltr TDI 5 spd		105	132	S, Match	43.5/6.5	65.7/4.3	56.5/5.0
		105	143	Sport	41.5/6.8	61.4/4.6	52.3/5.4
1.9 ltr TDI DSG		105	(153)	Match	(37.7/7.5)	(58.9/4.8)	(48.7/5.8)
2.0 ltr TDI		140	145	Sport, GT	41.5/6.8	60.1/4.7	51.4/5.5
2.0 ltr TDI DSG		140	(159)	Sport, GT	(35.8/7.9)	(57.6/4.9)	(47.1/6.0)
2.0 ltr TDI 4MOTION		140	156	Sport	36.7/7.7	56.5/5.0	47.9/5.9
2.0 ltr TDI DPF		170	156	GT	36.2/7.8	58.9/4.8	47.9/5.9
2.0 ltr TDI DPF DSG	170	(169)	GT	(34.9/8.1)	(52.3/5.4)	(44.1/6.4)	

() Automatic figures.

Please note: The maximum power output figures are quoted in PS (or Pferdestärke, which is the metric equivalent of horsepower). To convert from metric to imperial horsepower, divide the PS figure by 1.0139.

A guide on fuel economy and CO₂ emissions which contains data for all new passenger car models is available at any point of sale free of charge. In addition to the fuel efficiency of a car, driving behaviour as well as other non-technical factors play a role in determining a car's fuel consumption and CO₂ emissions. CO₂ is the main greenhouse gas responsible for global warming.

Golf Plus		Output, PS	CO ₂ emission, g/km†	Trim level(s)	Urban†	Extra-urban†	Combined‡
Petrol	1.4 ltr	80	172	Luna	28.8/9.8	48.7/5.8	39.2/7.2
	1.6 ltr FSI	115	171	Luna, SE	30.1/9.4	47.9/5.9	39.2/7.2
		115	(191)	Luna, SE	(26.6/10.6)	(44.1/6.4)	(35.3/8.0)
	1.4 ltr TSI	140	172	Sport	29.4/9.6	47.9/5.9	39.2/7.2
1.4 ltr TSI DSG	140	(172)	Sport	(28.8/9.8)	(49.6/5.7)	(39.2/7.2)	
Diesel	1.9 ltr TDI	90	145	Luna	40.4/7.0	60.1/4.7	51.4/5.5
	1.9 ltr TDI	105	143	Luna, SE	40.9/6.9	61.4/4.6	52.3/5.4
	1.9 ltr TDI DSG	105	(159)	SE	(36.7/7.7)	(55.4/5.1)	(47.1/6.0)
	2.0 ltr TDI	140	153	Sport	37.7/7.5	58.9/4.8	48.7/5.8
	2.0 ltr TDI DSG	140	(164)	Sport	(34.4/8.2)	(54.3/5.2)	(45.6/6.2)

() Automatic figures.

New Beetle		Output, PS	CO ₂ emission, g/km†	Trim level(s)	Urban†	Extra-urban†	Combined‡
Petrol	1.4 ltr	75	169	Luna 1.4 ltr	30.1/9.4	48.7/5.8	39.8/7.1
	1.6 ltr	102	180	Luna 1.6 ltr	27.4/10.3	47.9/5.9	37.7/7.5
	2.0 ltr	115	210	2.0 ltr	23.7/11.9	41.5/6.8	32.5/8.7
		115	(224)	2.0 ltr	(21.4/13.2)	(39.2/7.2)	(30.1/9.4)
	1.8 ltr 20V Turbo	150	194	1.8T	25.7/11.0	44.1/6.4	34.9/8.1
Diesel	1.9 ltr TDI	105	143	1.9 TDI	41.5/6.8	61.4/4.6	52.3/5.4

() Automatic figures.

New Beetle Cabriolet		Output, PS	CO ₂ emission, g/km†	Trim level(s)	Urban†	Extra-urban†	Combined‡
Petrol	1.4 ltr	75	171	Luna 1.4 ltr	29.7/9.5	48.7/5.8	39.8/7.1
	1.6 ltr	102	185	Luna 1.6 ltr	26.9/10.5	47.1/6.0	36.7/7.7
	2.0 ltr	115	212	2.0 ltr	23.5/12.0	40.9/6.9	32.1/8.8
		115	(222)	2.0 ltr	(21.2/13.3)	(40.9/6.9)	(30.7/9.2)
1.8 ltr 20V Turbo	150	196	1.8T	25.4/11.1	43.5/6.5	34.4/8.2	
Diesel	1.9 ltr TDI	105	145	1.9 TDI	40.9/6.9	60.1/4.7	51.4/5.5

() Automatic figures.

Jetta		Output, PS	CO ₂ emission, g/km†	Trim level(s)	Urban†	Extra-urban†	Combined‡
Petrol	1.6 ltr FSI	115	165	S, SE	31.4/9.0	50.4/5.6	40.9/6.9
	1.4 ltr TSI	140	169	SE	29.7/9.5	48.7/5.8	39.8/7.1
	1.4 ltr TSI DSG	140	(169)	SE	(29.1/9.7)	(50.4/5.6)	(39.8/7.1)
	1.4 ltr TSI	170	174	Sport	29.1/9.7	47.1/6.0	38.7/7.3
	1.4 ltr TSI DSG	170	(174)	Sport	(28.5/9.9)	(48.7/5.8)	(38.7/7.3)
	2.0 ltr T-FSI	200	189	Sport	25.7/11.0	45.6/6.2	35.3/8.0
	2.0 ltr T-FSI DSG	200	(188)	Sport	(26.4/10.7)	(45.6/6.2)	(35.8/7.9)
Diesel	1.9 ltr TDI	105	137	S, SE	42.8/6.6	62.8/4.5	54.3/5.2
	1.9 ltr TDI DSG	105	(156)	S, SE	(37.2/7.6)	(56.5/5.0)	(47.9/5.9)
	2.0 ltr TDI	140	148	SE, Sport	39.8/7.1	58.9/4.8	50.4/5.6
	2.0 ltr TDI DSG	140	(160)	SE, Sport	(35.3/8.0)	(56.5/5.0)	(46.3/6.1)

() Automatic figures.

* Some vehicles manufactured prior to 6 November 2006 may have different CO₂ emissions and fuel consumption figures.

Please contact your Volkswagen retailer for further information.

† Please see Service section for further information on CO₂ emissions.

‡ Fuel consumption figures shown are mpg/ltr per 100 km for the Urban, Extra-urban and Combined fuel cycles in accordance with EU Directive 99/94.

Environmental information – Production from 6.11.2006*

Passat		Output, PS	CO ₂ emission, g/km†	Trim level(s)	Urban†	Extra-urban†	Combined‡
Petrol	1.6 ltr FSI	115	179	S	28.2/10.0	46.3/6.1	37.7/7.5
	2.0 ltr FSI	150	193	S, SE	25.2/11.2	44.8/6.3	34.9/8.1
		150	(206)	S, SE	(22.4/12.6)	(44.1/6.4)	(32.5/8.7)
	2.0 ltr T-FSI	200	193	Sport	25.2/11.2	44.8/6.3	34.9/8.1
		200	(207)	Sport	(22.8/12.4)	(42.8/6.6)	(32.5/8.7)
	3.2 ltr FSI V6 4MOTION DSG	250	(233)	SEL	(20.3/13.9)	(37.7/7.5)	(28.8/9.8)
Diesel	1.9 ltr TDI	105	148	S, SE	39.2/7.2	60.1/4.7	50.4/5.6
	1.9 ltr TDI DPF	105	151	S, SE	38.7/7.3	58.9/4.8	49.6/5.7
	2.0 ltr TDI	140	153	S, SE, Sport	36.2/7.8	58.9/4.8	48.7/5.8
	2.0 ltr TDI DSG	140	(172)	S, SE, Sport	(32.5/8.7)	(53.3/5.3)	(43.5/6.5)
	2.0 ltr TDI DPF	140	156	S, SE, Sport	35.8/7.9	57.6/4.9	47.9/5.9
	2.0 ltr TDI DPF DSG	140	(175)	S, SE, Sport	(32.1/8.8)	(52.3/5.4)	(42.8/6.6)
	2.0 ltr TDI 4MOTION	140	174	SE, Sport	32.5/8.7	51.4/5.5	42.8/6.6
	2.0 ltr TDI DPF 4MOTION	140	177	SE, Sport	32.5/8.7	49.6/5.7	42.2/6.7
	2.0 ltr TDI DPF	170	160	Sport, SEL	35.8/7.9	54.3/5.2	46.3/6.1
	2.0 ltr TDI DPF DSG	170	(172)	Sport, SEL	(33.2/8.5)	(52.3/5.4)	(43.5/6.5)

() Automatic figures.

Passat Estate

Petrol	1.6 ltr FSI	115	181	S	28.0/10.1	45.6/6.2	37.2/7.6
	2.0 ltr FSI	150	197	S, SE	24.6/11.5	44.1/6.4	34.0/8.3
		150	(213)	S, SE	(21.9/12.9)	(41.5/6.8)	(31.4/9.0)
	2.0 ltr T-FSI	200	194	Sport	25.0/11.3	44.1/6.4	34.4/8.2
		200	(212)	Sport	(22.6/12.5)	(41.5/6.8)	(31.7/8.9)
	3.2 ltr FSI V6 4MOTION DSG	250	(238)	SEL	(20.0/14.1)	(36.7/7.7)	(28.2/10.0)
Diesel	1.9 ltr TDI	105	153	S, SE	38.2/7.4	57.6/4.9	48.7/5.8
	1.9 ltr TDI DPF	105	156	S, SE	37.7/7.5	56.5/5.0	47.9/5.9
	2.0 ltr TDI	140	156	S, SE, Sport	35.8/7.9	57.6/4.9	47.9/5.9
	2.0 ltr TDI DSG	140	(174)	S, SE, Sport	(32.1/8.8)	(51.4/5.5)	(42.8/6.6)
	2.0 ltr TDI DPF	140	158	S, SE, Sport	35.8/7.9	56.5/5.0	47.1/6.0
	2.0 ltr TDI DPF DSG	140	(180)	S, SE, Sport	(31.4/9.0)	(50.4/5.6)	(41.5/6.8)
	2.0 ltr TDI 4MOTION	140	177	SE, Sport	32.5/8.7	50.4/5.6	42.2/6.7
	2.0 ltr TDI DPF 4MOTION	140	182	SE, Sport	32.5/8.7	47.9/5.9	40.9/6.9
	2.0 ltr TDI DPF	170	169	Sport, SEL	34.4/8.2	52.3/5.4	44.1/6.4
	2.0 ltr TDI DPF DSG	170	(177)	Sport, SEL	(32.8/8.6)	(49.6/5.7)	(42.2/6.7)

() Automatic figures.

Eos

Petrol	1.6 ltr FSI	115	181	Eos	28.0/10.1	45.6/6.2	37.2/7.6
	2.0 ltr FSI	150	198	Eos, Sport	25.0/11.3	43.5/6.5	34.0/8.3
	2.0 ltr T-FSI	200	194	Sport	25.2/11.2	43.5/6.5	34.4/8.2
	2.0 ltr T-FSI DSG	200	(194)	Sport	(25.0/11.3)	(43.5/6.5)	(34.4/8.2)
	3.2 ltr V6 FSI DSG	250	(219)	Sport 3.2 V6	(21.1/13.4)	(41.5/6.8)	(30.7/9.2)
Diesel	2.0 ltr TDI DPF	140	158	Eos, Sport	35.3/8.0	56.5/5.0	47.1/6.0
	2.0 ltr TDI DPF DSG	140	(177)	Eos, Sport	(31.7/8.9)	(51.4/5.5)	(42.2/6.7)

() Automatic figures.

Please note: The maximum power output figures are quoted in PS (or Pferdestärke, which is the metric equivalent of horsepower). To convert from metric to imperial horsepower, divide the PS figure by 1.0139.

A guide on fuel economy and CO₂ emissions which contains data for all new passenger car models is available at any point of sale free of charge. In addition to the fuel efficiency of a car, driving behaviour as well as other non-technical factors play a role in determining a car's fuel consumption and CO₂ emissions. CO₂ is the main greenhouse gas responsible for global warming.

New Touran		Output, PS	CO ₂ emission, g/km†	Trim level(s)	Urban†	Extra-urban†	Combined‡
Petrol	1.6 ltr	102	193	S	25.7/11.0	43.5/6.5	34.9/8.1
	1.4 ltr TSI	140	176	SE	29.1/9.7	46.3/6.1	38.2/7.4
	1.4 ltr TSI DSG	140	(179)	SE	(27.7/10.2)	(46.3/6.1)	(37.7/7.5)
Diesel	1.9 ltr TDI	90	158	S	37.7/7.5	53.3/5.3	47.1/6.0
	1.9 ltr TDI	105	156	S, SE	38.2/7.4	54.3/5.2	47.9/5.9
	1.9 ltr TDI DPF	105	158	S, SE	37.7/7.5	54.3/5.2	47.1/6.0
	2.0 ltr TDI	140	159	SE, Sport	37.2/7.6	54.3/5.2	47.1/6.0
	2.0 ltr TDI DPF	140	161	SE, Sport	36.7/7.7	53.3/5.3	46.3/6.1
	2.0 ltr TDI DSG	140	(172)	SE, Sport	(34.0/8.3)	(52.3/5.4)	(43.5/6.5)
	2.0 ltr TDI DPF DSG	140	(177)	SE, Sport	(32.8/8.6)	(50.4/5.6)	(42.2/6.7)
	2.0 ltr TDI DPF	170	174	Sport	33.2/8.5	50.4/5.6	42.8/6.6
	2.0 ltr TDI DPF DSG	170	(182)	Sport	(32.5/8.7)	(48.7/5.8)	(40.9/6.9)

() Automatic figures.

Sharan

Petrol	2.0 ltr	115	223	S, SE	22.1/12.8	38.2/7.4	30.1/9.4
		115	(250)	S, SE	(19.9/14.2)	(34.9/8.1)	(27.2/10.4)
	1.8 ltr 20V Turbo	150	225	Sport	21.7/13.0	38.2/7.4	30.1/9.4
		150	(247)	Sport	(20.0/14.1)	(34.4/8.2)	(27.4/10.3)
Diesel	1.9 ltr TDI	115	172	S, SE	35.3/8.0	50.4/5.6	43.5/6.5
		115	(196)	S, SE	(28.2/10.0)	(47.9/5.9)	(38.2/7.4)
	2.0 ltr TDI	140	175	S, SE, Sport	34.0/8.3	49.6/5.7	42.8/6.6
	2.0 ltr TDI DPF	140	180	S, SE, Sport	32.8/8.6	48.7/5.8	41.5/6.8

() Automatic figures.

New Touareg

Petrol	3.6 V6	280	(324)	SE, Altitude	(14.7/19.2)	(27.2/10.4)	(20.8/13.6)
Diesel	2.5 ltr TDI DPF	174	267	Touareg, SE, Altitude	21.4/13.2	34.0/8.3	28.0/10.1
		174	(275)	Touareg, SE, Altitude	(20.8/13.6)	(32.8/8.6)	(27.2/10.4)
	3.0 V6 TDI	225	(278)	Touareg, SE, Altitude	(19.9/14.2)	(33.6/8.4)	(26.9/10.5)
	3.0 V6 TDI DPF	225	(283)	Touareg, SE, Altitude	(19.6/14.4)	(33.2/8.5)	(26.4/10.7)
	5.0 V10 TDI DPF	313	(333)	SE, Altitude	(16.0/17.7)	(29.4/9.6)	(22.4/12.6)

() Automatic figures.

Phaeton

Petrol	4.2 ltr V8 4MOTION LWB	335	(310)	4.2 V8 4MOTION LWB	(14.9/18.9)	(29.4/9.6)	(21.7/13.0)
	6.0 ltr W12 4MOTION LWB	450	(348)	6.0 W12 4MOTION LWB	(13.3/21.2)	(26.9/10.5)	(19.5/14.5)
Diesel	3.0 ltr V6 TDI 4MOTION	225	(259)	3.0 V6 4MOTION	(21.9/12.9)	(36.7/7.7)	(29.4/9.6)

() Automatic figures.

* Some vehicles manufactured prior to 6 November 2006 may have different CO₂ emissions and fuel consumption figures.

Please contact your Volkswagen retailer for further information.

† Please see Service section for further information on CO₂ emissions.

‡ Fuel consumption figures shown are mpg/ltr per 100 km for the Urban, Extra-urban and Combined fuel cycles in accordance with EU Directive 99/94.

Volkswagen service for your peace of mind.

The Volkswagen Warranty.

Three-year Warranty.

All Volkswagen passenger cars come with a three-year/60,000 miles warranty, which protects your car against the failure of most mechanical and electrical components due to manufacturing defects. This comprises a two-year manufacturer's warranty with unlimited mileage plus a further one-year/60,000 miles (whichever is soonest) Retailer Warranty. Should the mileage exceed 60,000 miles within the first two years, the manufacturer's two-year warranty will still be valid. If an additional warranty for subsequent years or higher mileage is desired, it may be purchased from any authorised Volkswagen retailer or repairer; however, this additional warranty must be purchased before the mileage reaches 60,000. Full details of the three-year warranty are available from your authorised Volkswagen retailer or repairer.

Three-year Paint Warranty.

This latest warranty, pioneered by Volkswagen, really provides you with the widest possible cover on a new car.

There are no special conditions attached and paintwork manufacturing defects will be rectified without charge. Naturally, during the warranty period the car must be cared for in compliance with the operating instructions.

Body Protection Warranty.

The internal body sections and panels of the Volkswagen range are covered against rusting through from the inside for 12 years, with the exception of the Sharan which is covered for six years. Naturally, the vehicle must be cared for in compliance with the operating instructions. Please consult your authorised Volkswagen retailer or repairer for full warranty details.

Service Intervals.

Volkswagen are pleased to offer you a choice on how your Volkswagen is serviced (please note that Fox models are only available with Time and Distance Service). The appropriate selection is entirely dependent on how the car is likely to be driven and its general use. To help you identify which type of service would be most suitable, please refer to the following guide.

The Time and Distance Service is recommended for vehicles that will cover less than 10,000 miles in 12 months and if the vehicle is likely to be used in the following way:

- Predominantly urban driving, short journeys with frequent cold starts.
- Activities regularly producing high engine loading, e.g. frequent hill climbs, driving with vehicle fully loaded and towing.
- Uneconomical driving style using high rpms with heavy acceleration and heavy braking.

The LongLife Service is recommended for vehicles with a daily mileage of more than 25 miles and if the vehicle is likely to be used in the following way:

- Driven regularly mainly on longer distance journeys.
- Predominantly driven at a constant speed with minimum vehicle and engine loading and minimal towing.
- Economical driving style using lower rpms.

The choice of service will determine the specific service intervals for your vehicle and does differ for certain vehicles within the range. Please consult your authorised Volkswagen retailer or repairer for full details and advice.

Volkswagen Insurance†.

Competitive and comprehensive motor insurance designed especially for Volkswagen drivers. All new and Approved Used Volkswagens come with complimentary seven-day cover upon request – we'll e-mail a cover note straight to your retailer, enabling them to tax your car easily. This way, you can drive straight out of the showroom. Taking out annual cover is easy and it can start when the seven-day cover expires. For more information contact your local Volkswagen retailer or call 0800 051 3136.

† Volkswagen Insurance is underwritten and administered by Zurich Insurance Company. Volkswagen Insurance is a trading name of Volkswagen Insurance Service (Great Britain) Limited which is an appointed representative of Volkswagen Financial Services (UK) Limited. Zurich Insurance Company and Volkswagen Financial Services (UK) Limited are both authorised and regulated by the Financial Services Authority.

Extended Warranty.

You may purchase additional protection from your authorised Volkswagen retailer or repairer, or contact 0870 9000 115.

Approved Accessories.

A comprehensive range of accessories from alloy wheels to carpet mats is available to complement the factory-fitted option list. Volkswagen approved accessories purchased from and fitted by your authorised Volkswagen retailer at the point of vehicle sale will also benefit from the three-year vehicle warranty.

Volkswagen Finance‡.

Volkswagen Finance specialises in providing funding solutions for Volkswagen drivers. Whether your Volkswagen is for private or business use, you can choose from a range of funding options.

- Solutions – a personal contract plan
- Hire purchase
- Lease purchase
- Finance lease
- Contract hire

With all Volkswagen Finance products you can choose a fixed-cost maintenance plan to help you budget for your servicing and maintenance costs.

No matter what finance product you choose, your local Volkswagen retailer will be able to provide you with a personalised quote that could meet your budget and vehicle needs.

‡ Volkswagen Finance is a trading name of Volkswagen Financial Services (UK) Limited. An offer of finance depends on certain conditions. Available to people over 18 in the UK only.

Volkswagen Roadside Assistance.

Every new car is registered for Volkswagen Roadside Assistance for one year except the Touareg and Phaeton which are registered for three years. This provides vehicle home and roadside recovery in the unlikely event of a breakdown in the UK and Europe (subject to conditions). Volkswagen Roadside Assistance can also be purchased for subsequent years. For full details, please contact your authorised Volkswagen retailer or repairer.

Tax Free Sales.

For full details, please contact your authorised Volkswagen retailer.

CO₂ Emission.

Increased weight of a vehicle, including higher trim levels and the addition of options will have a detrimental influence on the level of fuel consumption and CO₂ emissions produced.

The CO₂ and fuel consumption figures are obtained from tests on a representative vehicle of the type, conducted and approved in accordance with Council Directive 80/1268/EEC as amended by Directive 1999/100/EC (or later) on the approximation of the laws of the member states relating to the carbon dioxide emissions and the fuel consumption of motor vehicles.

Please Note:

Some illustrations in this brochure do not necessarily reflect UK specifications and may not be available. In particular, controls and some items of equipment are positioned differently for the UK.

The specifications contained in this brochure are for information purposes only and are subject to change. If you require any specific feature, you must consult your authorised Volkswagen retailer who is regularly updated with any change in specification. Please check model availability and full specification details with your authorised Volkswagen retailer prior to ordering.

Note: We would like to advise you that telephone calls to Volkswagen Customer Care may be monitored and recorded as part of our training and quality assurance processes. All our monitoring and recording processes meet Ofcom regulations.