

The new Passat and Passat Estate R36



Introducing the most powerful Passat of all time.



Model shown is R36 with optional pearl effect paint.

0 – 62 mph
in just 5.6 seconds*.

That's what you
call performance.



* Performance figure shown is for Passat Saloon R36. Model shown is R36 with optional pearl effect paint.

Pure sporting prowess.



Model shown is R36 with optional pearl effect paint.

[Design](#) | [Interior](#) | [Equipment](#) | [Engine](#) | [Colours, upholstery and combinations](#) | [Service](#)

[Page 1](#) | [Page 2](#) | [Page 3](#) | [Page 4](#)

[Print](#) | [Exit](#) | [◀](#) [▶](#)

Two chrome exhaust tailpipes give the R36 its characteristic rear look, a view generally enjoyed by other drivers.



Visually speaking, the Passat R36 is as near to perfection as you can get. Inspired by the world of motorsport, both the saloon and estate exhibit powerful proportions, dynamic design and sleek, aerodynamic styling. The 'R36' logo on the restyled chrome-trimmed radiator grille and louvres, restyled front air intakes, front spoiler and wheel arch extensions create a powerful road presence. 18 inch 'Omanyt' alloys, sports suspension lowered by 25 mm, blue brake calipers and optional 'Biscay Blue' pearl effect paint all hint at the spectacular performance to come, reinforcing the suggestion that this is a car built for an incredible experience. Breathtaking when standing still, awesome in action, this is one pedigree performer just waiting to be put through its paces.



The roofline spoiler on the new Passat Estate R36 gives additional downforce to the rear axle, aiding performance, while a redesigned boot lid spoiler on the saloon enhances aerodynamic efficiency.

Breathtaking standing still. Awesome in action.

The chrome-trimmed radiator grille, bearing the distinctive 'R36' badge, is testimony to the new Passat R36's high performance pedigree.



The ultimate sensory experience with uncompromising detail.

Interior space that fully lives up to the dynamic exterior, with aluminium-look pedals and footrests, and a three-spoke multifunction leather trimmed steering wheel with gear shift paddles and 'R36' badging.



Interior shown is R36 with optional RCD 510 touch-screen radio/MP3 compatible 6 CD autochanger and 'Engine spin' decorative inserts.

Every aspect of the R36's luxurious interior has been modelled to meet the highest expectations. Which means you'll find a level of interior specification that is second to none, including front sports seats with 'R36' logo and electric 12-way adjustment including memory for the driver, offering a perfect lateral fit and enough settings to ensure a seating position tailor-made to your personal measurements. Also included are heated seats front and rear, cruise control, heated windscreen washer jets, electronic tyre pressure monitoring system and a Highline multifunction computer.

In the cockpit, ergonomic design ensures controls that are clearly arranged and readily to hand, enabling you to achieve maximum performance with the greatest of ease. The three-spoke multifunction leather trimmed steering wheel with 'R36' logo and paddle shift, ensures maximum grip and comfort, while the RCD 310 radio/MP3 compatible CD player with eight speakers and AUX-in socket for connection to external multimedia sources (e.g. iPod and MP3 player) and 2Zone electronic climate control help promote driving pleasure and relaxation. Dark brushed aluminium decorative inserts on the instruments and centre console continues the sporting detail, while aluminium-look pedals featuring the 'R' logo, blue illuminated instrument panel and door sill strips in stainless steel with 'R36' logo further enhance the uniquely designed interior.

Sit in the R36 and you'll see life from a different perspective, where only the best is good enough. Would you expect anything less?

12-way electrically adjustable sports seats, featuring the 'R36' logo woven into the fabric, offer excellent lateral support and provide total comfort during any journey.



14-way 'High Performance' sports seats are available as an option, in a combination of 'San Remo' microfibre and 'Vienna' leather, featuring electrically adjustable side bolsters.

Maximum thrills. Maximum safety.


Everything about the R36 invites you to live life to the limit. So it's reassuring to know that sophisticated safety systems are in place which more than match its impressive performance, enabling you to experience life on the edge, but no further.

In hazardous situations you're well protected by both active and passive safety functions, although intelligent technology is designed to prevent such scenarios occurring in the first place, by far the more preferable option. The Electronic Stabilisation Programme (ESP), Brake Assist System (BAS) and the Anti-lock Braking System (ABS) are all fitted as standard, detecting and diffusing critical situations in milliseconds, ensuring you retain control. Equipped with such features as Bi-Xenon headlights with dynamic curve lighting and static cornering lights, front and rear parking sensors, electronic parking brake with auto hold function and speed-sensitive power-assisted steering, the R36 takes an uncompromising approach when it comes to vehicle safety – leaving you free to focus on the driving experience and the freedom of the open road.



18" 'Omanyt' alloy wheels (optionally available as 19") ensure maximum grip, and colour co-ordinated blue brake calipers enhance the sporty appearance.

Bi-Xenon headlights with dynamic curve lighting, static cornering lights and headlight washers are fitted as standard. They produce brighter, more powerful illumination, giving a clearer view of the road ahead and helping you drive more safely, particularly on winding roads.



The electronic tyre pressure monitoring system continually checks the tyres, informing you immediately of any pressure loss.



The Electronic Stabilisation Program (ESP) regulates oversteer and understeer, stabilising the vehicle in milliseconds by applying the brakes to individual wheels.



The Anti-lock Braking System (ABS) prevents the wheels from locking in the event of emergency braking, keeping the car manoeuvrable.

Standard equipment.

Volkswagen service

- 3-year/60,000 miles warranty (whichever is soonest)
- 3-year paintwork warranty
- 12-year body protection warranty
- Volkswagen Roadside Assistance

Please see Service section for more details

Interior

- Aluminium-look pedals
- Chrome-plated instrument surrounds
- Dark brushed aluminium decorative inserts
- Door sill strip in stainless steel with 'R36' logo
- Leather trimmed three-spoke steering wheel with 'R36' logo and gear knob
- Upholstery - 'R36' cloth with 'R36' logo

Exterior

- Alloy wheels, four 8J x 18 'Omanyt' with 235/40 R18 tyres and anti-theft wheel bolts
- Bi-Xenon headlights with dynamic curve lighting, static cornering lights and headlight washers
- Body-coloured door handles
- Body-coloured door mirrors with integrated indicators incorporating LED technology
- Body-coloured front bumper strips
- Chrome-plated radiator grille and louvres with 'R36' logo
- Chrome-plated side bump strips and rear bumper strips
- 'Chrome satin' side window surrounds
- Galvanised body
- Heat insulating tinted green tinted glass
- 'R' styling pack - uniquely shaped front and rear bumpers
- Rear boot spoiler (Saloon only)
- Rear lights incorporating LED technology
- Rear roof spoiler (Estate only)
- Restyled front air intakes and wheel arch extensions
- Roof rails, chrome-plated (Estate only)
- Two chrome exhaust tailpipes
- Unique 'R36' badging
- White turn signal lights integrated into front bumper

Safety

- ABS (Anti-lock Braking System) - includes BAS (Brake Assist System) and EBD (Electronic Brake-pressure Distribution)
- Automatic hazard lights activation under emergency braking
- Curtain airbag system
- Disc brakes, front and rear (front ventilated) with blue painted calipers
- Door side impact protection
- Driver's and front passenger's airbags with front passenger's airbag deactivation switch
- Driver's and front passenger's WOKS (whiplash-optimised head restraints)
- ESP (Electronic Stabilisation Programme) - includes EDL (Electronic Differential Lock) and ASR (Traction Control) and Countersteer Support
- Front seat side impact airbags
- Height-adjustable front three-point seat belts with tensioners
- High level 3rd brake light
- Isofix child seat preparation, outer rear
- Rear fog light
- Rigid safety cell with front and rear crumple zones
- Warning buzzer and light for front seat belts if unfastened
- Warning reflectors in all doors
- 3 rear head restraints
- 3 rear three-point seat belts

Function

- Aerial for radio integrated into rear windscreen
- Air conditioning, 2Zone electronic climate control with automatic air recirculation
- Alarm with interior protection
- Automatic boot opening (Saloon only)
- Automatic dimming interior rear-view mirror
- Bag hook in luggage compartment (Saloon only)
- Blue instrument lighting
- Carpet mats, front and rear
- Coming/leaving home lighting function
- Cruise control
- Cup holders, front x 2
- Dusk sensor
- Electrically heated and adjustable folding door mirrors
- Electric windows, front and rear
- Electronic engine immobiliser
- Electronic parking brake - with auto hold function
- Exterior temperature gauge and frost warning function
- Four wheel drive - 4MOTION
- Front footwell illumination
- Front sports seats with electric 12-way adjustment including lumbar support and driver's seat memory function
- Front seat centre armrest
- Full size alloy spare wheel
- Glovebox, cooled, lockable
- Headlight range adjustment
- Heated front seats
- Heated outer rear seats
- Heated rear window
- Heated windscreen washer jets
- Height and reach adjustable steering wheel
- Illuminated vanity mirrors
- Interior lighting: front and rear with interior delay and dimming function
- Load lashing points x 4, in luggage compartment
- Load-through provision (Saloon only)
- Multifunction computer (Highline)
- Multifunction steering wheel with 'R36' logo including paddle shift
- Parking sensors, front and rear
- Power-assisted steering, speed-sensitive
- Press and drive key
- Rain sensor

Function (continued)

- RCD 310 radio/MP3 compatible CD player with 8 speakers, 4 front, 4 rear and AUX-in socket for connection to external multimedia sources (e.g. iPod and MP3 player)
- Reading lights, chrome-plated surrounds, front x 2, rear x 2
- Rear seat centre armrest with storage compartment and two cup holders
- Remote central locking with 2 remote keys
- Remote interior fuel flap
- Remote tailgate unlocking (Estate only)
- Split folding rear seat backrests 60:40 (Saloon only)
- Split folding rear seat base and backrests 60:40 (Estate only)
- Sports suspension, lowered by approx. 25 mm
- Storage compartment in roof console
- Storage compartments in luggage area x 2, right and left
- Storage pockets on front seat backrests
- Storage tray and 12V socket in centre console
- Storage trays in dashboard x 2
- Tyre pressure monitoring system, electronic
- Warning lights for open boot lid/tailgate and doors
- Windscreen wipers with intermittent wipe and 4 position delay
- 12V socket in rear and luggage compartment



Experience the ultimate adrenaline rush.

The 3.6 litre six cylinder engine produces a phenomenal 300 PS, delivering a very clear message to other road users.

For those who love the thrill of engine power, the R36 will get your pulse racing like never before. A light touch of the accelerator pedal is all that's needed to take the new Passat R36 Saloon from 0 - 62 mph in just 5.6 seconds and the Estate version in just 5.8 seconds. It's all due to the powerful 3.6 litre V6 FSI engine, channelling drive via a six speed Direct Shift Gearbox (DSG) and producing a phenomenal 300 PS and 350 Nm of torque. The sophisticated 4MOTION four wheel drive system diverts every last Nm of torque to the wheel that needs it most, ensuring greater traction and impressive handling. Combined with suspension lowered by 25 mm, 18 inch 'Omanyt' alloys and a dynamic bodyshape, it produces a level of performance that's nothing short of mind-blowing.

All together it adds up to one undisputed fact – the R36 is the fastest Passat on the road today. Isn't it time you discovered the ultimate adrenaline rush?

The six speed automatic Direct Shift Gearbox (DSG) allows incredibly fast gear changes without any loss of power, and together with the 4MOTION four wheel drive system, ensures pure driving pleasure.



Lowered suspension brings the dynamic body 25 mm closer to the road surface – and you a little closer to the world of motorsport.

3.6 litre FSI V6 4MOTION 300 PS.

Technical specification.

		Saloon	Estate
Engine	Engine type	Six cylinder petrol	Six cylinder petrol
	Cubic capacity, ltrs/cc	3.6/3597	3.6/3597
	Max. output, PS ⁽⁰¹⁾ /kW at rpm	300/220 6600	300/220 6600
	Max. torque, lbs.ft/Nm at rpm	258/350 2400	258/350 2400
	Gearbox	Six speed auto DSG	Six speed auto DSG
Weights, kgs	Unladen weight ⁽⁰²⁾	1689	1747
	Gross vehicle weight	2270	2350
	Payload ⁽⁰²⁾	581	603
	Axle load limit: Front Rear	1170 1150	1170 1230
Trailer load limits, kgs ⁽⁰³⁾	Braked 12% incline	2200	2200
	Unbraked	750	750
	Towbar load limit	90	90
	Max. roof load	100	100
Performance	Top speed (where the law permits), mph (km/h)	155 (250)	155 (250)
	Acceleration, secs 0 - 62 mph	5.6	5.8
	ABI insurance group	18	18
Environmental information	Fuel grade, minimum	Unleaded, 95 RON ⁽⁰⁴⁾	Unleaded, 95 RON ⁽⁰⁴⁾
	Fuel tank capacity, galls/ltrs	15.4/70	15.4/70
	Official fuel consumption, mpg/ltr per 100 km ⁽⁰⁵⁾		
	Urban	19.2/14.7	19.2/14.7
	Extra-urban	34.9/8.1	34.9/8.1
	Combined	26.9/10.5	26.9/10.5
	Official CO ₂ emission, g/km ⁽⁰⁶⁾	249	249
	Emission class	EURO 4	EURO 4
Noise, dB	73.0	73.0	

Notes.

- 01) The maximum power output figures are quoted in PS (or Pferdestärke, which is the metric equivalent of horsepower). To convert from metric to imperial horsepower, divide the PS figure by 1.0139.
- 02) Figures are calculated in accordance with manufacturer's criteria. The individual unladen weight depends on the specification of the vehicle, this then reduces the possible payload accordingly.
- 03) With increasing altitude the engine performance diminishes. From 1,000 m above sea level and for every 1,000 m thereafter 10% of the vehicle/trailer weight (trailer weight + gross vehicle weight) must be deducted.
- 04) Thanks to the knock control, unleaded four star (at least 95 RON) can be used instead of unleaded Super plus. In order to achieve maximum fuel consumption benefits on the FSI engine, Ultra Low Sulphur Petrol (ULSP) must be used.
- 05) Official fuel consumption according to EU Directive 99/94. The consumption calculation according to 1999/100/EC is based on the actual unladen weight of the vehicle. Additional specifications can lead to a higher weight class and hence to consumption figures of this higher weight class. The driving style, road and traffic conditions, environmental influences and vehicle condition can in practice lead to consumption figures, which may differ from those calculated with this standard.
- 06) The weight of a vehicle will influence the level of CO₂ emission it produces; as a result, vehicles with higher levels of specification and factory-fitted options may emit higher levels of CO₂.

The technology.

Engine

- Front transverse-installed engine
- 3.6 litre/300 PS ⁽⁰¹⁾ (220 kW) petrol engine: six cylinder transverse engine in 'V' format, aluminium cylinder head, four valves per cylinder with roller rocker valve lever drive, electronic indirect injection, six single spark ignition coils, lambda control

Transmission

- Four wheel drive (4MOTION only) with electronically controlled multi-plate clutch. Electronic differential lock, combined with a hydraulically operated single-plate dry clutch with asbestos-free lining via a six speed manual or six speed automatic DSG gearbox
- Six speed automatic DSG:
3.6 litre FSI V6 4MOTION 300 PS

Running gear

- Electronic Stabilisation Programme (ESP) including Electronic Differential Lock (EDL), Traction Control (ASR) and Countersteer Support
- Front suspension through coil springs with telescopic shock absorbers, all elements integrated in chassis legs
- Rear suspension with gas pressure shock absorbers and separate springs
- Wheel control: front through chassis legs and (lower) triangular wishbones (directionally stabilising steering roll radius)
- Wheel control: rear through four-link suspension with independent wheel suspension
- Front and rear anti-roll bar

Brakes

- Electronically controlled Anti-lock Braking System (ABS), Brake Assist System (BAS) and Electronic Brake-pressure Distribution (EBD)
- Diagonal twin-circuit brake system with inner-ventilated front disc brakes and rear disc brakes
- Asbestos-free brake pads
- Electronic park brake

Steering

- Electro-mechanical steering rack
- Collapsible, height and lengthways adjustable safety steering column

Dimensions.

Maximum luggage capacity, litres VDA measuring method using 200 x 100 x 50 mm blocks

Saloon	Estate
461	513
987	1641

Exterior dimensions

Length, mm
Width – excluding door mirrors, mm
Width – opened front/rear doors, mm
Height, mm
Height – opened bonnet/floor, mm
Height – opened tailgate/floor, mm
Wheelbase, mm
Turning circle, mm

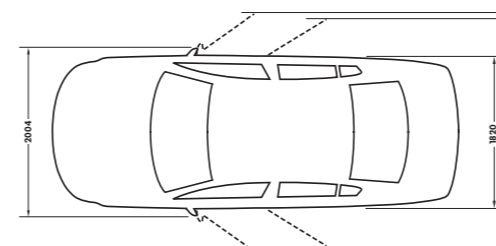
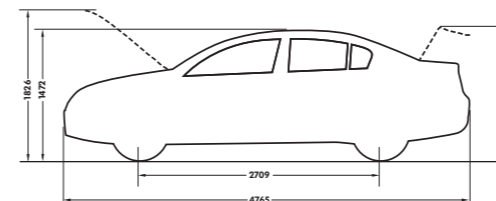
Saloon	Estate
4765	4774
1820	1820
3723/3587	3723/3462
1472	1517
1826	1826
1756	2058
2709	2709
11400	11400

Interior dimensions

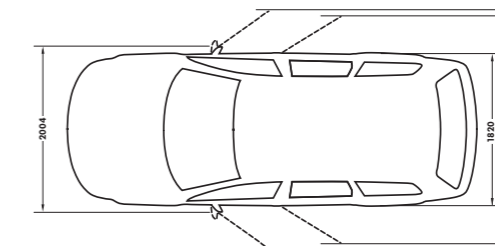
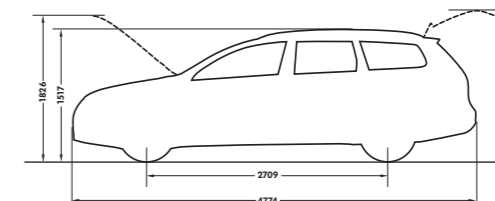
Effective headroom – front, mm (with sunroof)
Effective headroom – rear, mm (with sunroof)
Elbow width – front, mm
Elbow width – rear, mm
Legroom – front, mm

Saloon	Estate
973 (951)	970 (952)
961 (960)	980 (980)
1466	1466
1511	1511
725 - 1038	725-1038







Saloon



Estate



Paint, upholstery and decorative inserts.

Non-Metallic paint	Tornado Red G2 	
Metallic paint*	Reflex Silver 8E 	
Pearl Effect paint*	Diamond Black Z4 	Biscay Blue 7Q 
Decorative inserts	Dark brushed Aluminium 5MU 	Engine spin* PNA 

Sports seats in 'R36' cloth	 Black/Grey WU
Optional sports seats in 'San Remo' microfibre with 'Vienna' leather† side bolsters*	 Black/Grey IU
	 Latte Macchiato IV

Combinations.

	Seat upholstery	Carpets	Dashboard	Tornado Red (G2)	Reflex Silver metallic* (8E)	Diamond Black pearl effect* (Z4)	Biscay Blue pearl effect* (7Q)
Sports seats in 'R36' cloth	Black/Grey (WU)	Black	Black/Black	●	●	●	●
Optional sports seats in 'San Remo' microfibre with 'Vienna' leather† side bolsters*	Black/Grey (IU)	Black	Black/Black	○	○	○	○
	Latte Macchiato (IV)	Black	Black/ Latte Macchiato		○	○	

● Standard. ○ Optional at extra cost.

Please note: The screen technology does not allow for exact reproduction of the paint, upholstery and decorative insert colours.

For further details, please contact your Volkswagen retailer.

* Optional at extra cost.

† Some parts of leather interior will contain artificial leather.

Volkswagen service for your peace of mind.

The Volkswagen Warranty.

Three-year Warranty.

All Volkswagen Passats come with a three-year/60,000 miles warranty, which protects your car against the failure of most mechanical and electrical components due to manufacturing defects. This comprises a two-year manufacturer's warranty with unlimited mileage plus a further one-year/60,000 miles (whichever is soonest) Retailer Warranty. Should the mileage exceed 60,000 miles within the first two years, the manufacturer's two-year warranty will still be valid. If an additional warranty for subsequent years or higher mileage is desired, it may be purchased from an authorised Volkswagen retailer or repairer; however, this additional warranty must be purchased before the mileage reaches 60,000*. Full details of the three-year warranty are available from your authorised Volkswagen retailer or repairer.

* All warranty work must be completed by an authorised Volkswagen retailer or repairer.

Three-year Paint Warranty.

The paintwork of the Passat is covered against manufacturing defects for a period of three years. Naturally, the Passat must be cared for in compliance with the operating instructions which will be found in your vehicle handbook. Please consult your authorised Volkswagen retailer or repairer for full warranty details.

12-year Body Protection Warranty.

The internal body sections and panels of the Passats are covered against rusting through from the inside for 12 years. Naturally, the Passat must be cared for in compliance with the operating instructions. Please consult your authorised Volkswagen retailer or repairer for full warranty details.

Service Intervals.

Volkswagen are pleased to offer you a choice on how your Passat is serviced. The appropriate selection is entirely dependent on how the car is likely to be driven and its general use. To help you identify which type of service would be most suitable, please refer to the following guide.

The Time and Distance Service is recommended for vehicles that will cover less than 10,000 miles in 12 months and if the vehicle is likely to be used in the following way:

- Predominantly urban driving, short journeys with frequent cold starts.
- Activities regularly producing high engine loading, e.g. frequent hill climbs, driving with vehicle fully loaded and towing.
- Uneconomical driving style using high rpms with heavy acceleration and heavy braking.

The service intervals for the Time and Distance Service are as follows:

- Oil change service
Every 10,000 miles/1 year (whichever is soonest).
- Interval service
Every 20,000 miles/2 years (whichever is soonest).
- Inspection service
Every 40,000 miles/3 years (whichever is soonest).

The LongLife Service is recommended for vehicles with a daily mileage of more than 25 miles where the vehicle is driven regularly mainly on longer distance journeys. The vehicle is driven mainly at a constant speed with minimum vehicle and engine loading, minimal towing and driven in an economical manner.

With the LongLife Service the vehicle can cover anywhere between 10,000† and a maximum of 18,000† miles or 24 months (whichever is soonest) between oil changes. Inspection service is typically in the third year of ownership and thereafter every second year, for vehicles with an approximate annual mileage of 10,000 miles.

† Please note that mileages are approximate as the service indicator system uses kilometres as the distance measurement. Please consult your authorised Volkswagen retailer or repairer for advice and full details.

Approved Accessories.

A comprehensive range of accessories from alloy wheels to carpet mats is available to complement the factory-fitted option list. Volkswagen approved accessories purchased from and fitted by your authorised Volkswagen retailer at the point of vehicle sale will also benefit from the three-year vehicle warranty.

Extended Warranty.

You may purchase additional protection from your authorised Volkswagen retailer or repairer, or contact 0870 9000 115.

Volkswagen Finance‡.

Volkswagen Finance specialises in providing funding solutions for Volkswagen drivers. Whether your Volkswagen is for private or business use, you can choose from a range of funding options.

- Solutions – a personal contract plan
- Hire purchase
- Lease purchase
- Finance lease
- Contract hire

With all Volkswagen Finance products you can choose a fixed-cost maintenance plan to help you budget for your servicing and maintenance costs.

No matter what finance product you choose, your local Volkswagen retailer will be able to provide you with a personalised quote that could meet your budget and vehicle needs.

‡ Volkswagen Finance is a trading name of Volkswagen Financial Services (UK) Limited. An offer of finance depends on certain conditions. Available to people over 18 in the UK only.

Volkswagen Insurance‡.

Competitive and comprehensive motor insurance designed especially for Volkswagen drivers. All new and Approved Used Volkswagens come with complimentary seven-day cover upon request – we'll e-mail a cover note straight to your retailer, enabling them to tax your car easily. This way, you can drive straight out of the showroom. Taking out annual cover is easy and it can start when the seven-day cover expires. For more information contact your local Volkswagen retailer or call 0800 051 3136.

± Volkswagen Insurance is underwritten and administered by Zurich Insurance Company. Volkswagen Insurance is a trading name of Volkswagen Insurance Service (Great Britain) Limited which is an appointed representative of Volkswagen Financial Services (UK) Limited. Zurich Insurance Company and Volkswagen Financial Services (UK) Limited are both authorised and regulated by the Financial Services Authority.

Volkswagen Roadside Assistance.

Every new car is registered for Volkswagen Roadside Assistance for one year. This provides vehicle home and roadside recovery in the unlikely event of a breakdown in the UK and Europe (subject to conditions). Volkswagen Roadside Assistance can also be purchased for subsequent years. For full details, please contact your authorised Volkswagen retailer or repairer.

Tax Free Sales.

For full details, please contact your authorised Volkswagen retailer.

CO₂ Emission.

Increased weight of a vehicle, including higher trim levels and the addition of options will have a detrimental influence on the level of fuel consumption and CO₂ emissions produced.

The CO₂ and fuel consumption figures are obtained from tests on a representative vehicle of the type, conducted and approved in accordance with Council Directive 80/1268/EEC as amended by Directive 1999/100/EC (or later) on the approximation of the laws of the member states relating to the carbon dioxide emissions and the fuel consumption of motor vehicles.

Please Note:

Some illustrations in this brochure do not necessarily reflect UK specifications and may not be available.

In particular, controls and some items of equipment are positioned differently for the UK.

The specifications contained in this brochure are for information purposes only and are subject to change. If you require any specific feature, you must consult your authorised Volkswagen retailer who is regularly updated with any change in specification. Please check model availability and full specification details with your authorised Volkswagen retailer prior to ordering.

Note: We would like to advise you that telephone calls to Volkswagen Customer Care may be monitored and recorded as part of our training and quality assurance processes. All our monitoring and recording processes meet Ofcom regulations.