

# The Range





## The Fox. What's stopping you?

The Fox. It's stylish. It's well built. It's affordable. Oh, and it's a Volkswagen. In fact, some people say those are all the reasons you need to buy one. But we'd like to think there are a few more than that. It may be the smallest car in our range, but the Fox has everything anyone could want in a car.

Make a big impression with the Fox. Its dynamic body lines are sure to capture the gaze of curious onlookers. Even the contoured clear cover of the headlights and indicators demand attention. While a wide range of exterior body colours gives you the chance to enhance its compact, sporty looks even more. And of course, there's always the option to style your Fox exactly the way you want it by adding alloy wheels, a rear roof spoiler, or one of the many other options or accessory packs available.

There are two petrol engines to choose from – a 1.2 litre developing 55 PS and a 1.4 litre which generates an impressive 75 PS. Both units have a five speed manual gearbox delivering dynamic performance as well as exceptional fuel consumption.

It may have a low starting price, but you still get an impressive level of specification, including a radio/CD player with four speakers, speed-sensitive power-assisted steering and a height-adjustable driver's seat. There's also front and rear cup holders, one-touch indicators, vanity mirrors and range adjustable halogen clear headlights. Not to mention the many safety features such as Anti-lock Braking System (ABS), driver's and front passenger's airbags, electronic engine immobiliser and innovative Isofix child seat preparation in the rear all fitted as standard.

**01** The stylish Urban Fox with optional 14" 'Parana' alloy wheels and front fog lights.

**02** In-car entertainment is provided via a radio/CD player with four speakers providing excellent sound clarity.

**03** On Urban Fox models, the rear seat backrest splits symmetrically and the bench seat adjusts lengthways or folds up completely to give maximum boot space.

**04** The Fox's impressive interior with 'Stripes' cloth upholstery and optional 'Climatic' semi-automatic air conditioning, Electronic Stabilisation Programme (ESP) and front fog lights.







01



02



03



04

- 01 With classic sports car characteristics, such as red brake calipers behind the dynamic 16" 'Monza I' alloy wheels, sports suspension, twin exhaust tailpipes, roof spoiler, and uniquely shaped bumpers – it's instantly recognisable as a GTI.
- 02 The Polo SE's stylish interior boasts height adjustable front seats upholstered in 'Maxima' cloth, storage compartments beneath the front seats on five door models and a radio/MP3 compatible CD player all as standard.
- 03 Silver-coloured roof rails and door mirrors, unique Dune styling pack, 17" 'BBS' alloy wheels and raised suspension create a distinctive look for the Polo Dune's exterior.
- 04 The striking exterior of the Polo Sport with optional metallic paint.

## Polo. Good looks built to last.

Stylish, compact and sporty, the exterior of the Polo commands attention. Refined details, such as the contoured clear cover of the headlights and indicators, accentuate the dynamic flowing lines, giving a distinctive look. Offering all the benefits of economy, practicality and manoeuvrability, without compromising on quality, comfort or specification, the Polo is surprisingly adaptable – not simply a car for nipping around town. From every perspective it offers more, whatever your lifestyle.

With its high specification and wide range of features, the Polo excels, offering an abundance of large car benefits in one exciting package. Inside and out, the precision build, quality materials and leading edge technology will only impress. And the greatest plus of all – with seven different trim levels to choose from, the E, Match, SE, Sport, GTI, Dune or BlueMotion, you can be confident you'll find a Polo that suits your individual needs.

Ergonomic design and attention to detail have created a stylish interior that is both practical and relaxing. Speed-sensitive power-assisted steering and a height and reach adjustable steering column are both fitted as standard, as is central locking, vanity mirrors on both sun visors and a radio/MP3 compatible CD player with four speakers (eight on the Dune model), ensuring total comfort and convenience. The impressive specification doesn't stop there either, with electronic engine immobiliser and integrated indicators in the door mirrors all as standard.

In addition, the Polo is also equipped with a number of important safety features such as driver's and front passenger's airbags and front seat side impact airbags on all models (except E 1.2 litre 60 PS), while for the protection of smaller passengers, the Polo features Isofix child seat fixing points.



## The BlueMotion Polo. Meeting your demands.

Imagine a car that offers outstanding levels of economy, impressive environmental credentials and an aerodynamic bodystyle designed to turn heads. That's the new BlueMotion Polo. The re-designed front end with a stylish body-coloured spoiler kit, side skirts and bumpers, developed exclusively for the BlueMotion Polo, give a highly desirable streamlined effect. Its dynamic lines reduce the vehicle's air resistance and offer exceptional economy. Exclusive 14" 'Jerez' alloy wheels with low rolling resistance tyres further enhance the appearance and are also designed to reduce weight.


A combination of all these refinements delivers a package that offers outstanding levels of economy and exemplary environmental friendliness resulting in truly impressive 74.3 mpg over the Combined fuel cycle\*. And the icing on the cake – the high performance 1.4 TDI 80 PS engine with DPF (Diesel Particulate Filter) ensures CO<sub>2</sub> emissions are an incredibly low 99 g/km, achieving a place in VED (Vehicle Excise Duty) band A, meaning that the BlueMotion Polo is exempt from VED charges.

However, despite all the refinements to make the BlueMotion Polo such a well designed, economical car, there really hasn't been any compromise on standard equipment. The BlueMotion 1 is equipped with a radio/MP3 compatible CD player and four speakers, central locking with electronic engine immobiliser, speed-sensitive power steering, front and rear electric windows (rear on 5 door models only) and a height and reach adjustable steering wheel to name but a few. In addition, making life that little bit easier is a multifunction computer, which keeps you updated with important information about your journey, while the electrically heated and adjustable door mirrors add to the convenience. Safety is also well taken care of with four airbags, ABS (Anti-lock Braking System) with HBA (Hydraulic Brake Assist) and Isofix child seat preparation all fitted as standard.

Choose a BlueMotion 2 and in addition to the above you will also get 'Climatic' semi-automatic air conditioning as standard, along with useful features such as coming home lighting function, to find your way from your car in the dark, rain sensor with automatic dimming interior rear-view mirror and remote central locking with alarm and two folding keys. To add further luxury to your journey, a leather-trimmed three-spoke steering wheel, gear knob and handbrake grip, illuminated vanity mirrors and two front reading lights are all fitted as standard.

- 01 Model shown is the BlueMotion 1 with optional metallic paint.
- 02 A third brake light integrated into the rear spoiler enhances aesthetics and improves driving safety.
- 03 Exclusive 14" 'Jerez' alloy wheels with 165/70 R14 low rolling resistance tyres help contribute to the BlueMotion's amazingly low fuel consumption.
- 04 The interior of the BlueMotion 1, with its spacious interior, is upholstered in 'Popcorn' cloth which is both stylish and hardwearing.

\* Please see Environmental information sections for fuel consumption and CO<sub>2</sub> emissions figures.







- 01** The sporty exterior of the Golf GT Sport TDI with optional Winter pack, sunroof and metallic paint.
- 02** The Golf Match's iPod preparation mounted in the front centre armrest allows you to link an iPod to your vehicle's audio system. Controls are then provided through the radio keypad or multifunction steering wheel.
- 03** Maximum power, minimum consumption – TSI technology with improved performance, economy and kinder to the environment.

## 30 years in the making. The Golf.

More dynamic and with more technical refinements than ever before, the Golf takes the largest evolutionary step since the series began some thirty years ago. A longer wheelbase and wider track provides a more powerful appearance, while the interior is modern and ergonomic. The dynamic safety chassis offers a superb ride, and the active suspension system ensures the highest levels of stability.

The Golf offers great choice over seven models – the S, Match, GT Sport, GTI, GTI Edition 30, R32 and BlueMotion. Whichever model you choose, you'll find a range of features that fulfils the highest demands, from the entry level Golf S to the luxurious Golf Match, both with an extensive list of equipment and now available with reduced CO<sub>2</sub> emissions and fuel consumption as BlueMotion S and BlueMotion Match models. The Golf GT Sport offers a host of refinements coupled with the very latest Volkswagen engine technology. Taking a huge evolutionary step forward, the Golf GTI has been redefined to deliver energy, excitement and exhilaration. In addition, in recognition of 30 years of GTI production, the most powerful GTI ever produced – the GTI Edition 30. For truly outstanding performance there's the Golf R32 – the fastest ever Golf. Each one appeals to different needs, and along with an extensive list of options, you'll always find a Golf that's just right for you.

TSI is the name given to Volkswagen's singlecharged or twincharged petrol engines with direct petrol injection. The basic features common to all TSI engines is the downsizing concept, direct injection and turbocharging, resulting in high-tech engines with excellent torque and power output combined with low fuel consumption. Incorporated into the TSI engines is FSI technology, whereby fuel is injected directly into the combustion chamber under high pressure. The benefit of this method – is that it only burns the exact amount of fuel required helping to reduce fuel consumption and boost performance. The new 1.4 litre 122 PS engine utilises only a sophisticated turbocharger offering impressive output with significantly improved fuel consumption, linked with a choice of either a six speed manual or seven speed DSG automatic gearbox.

Further two 1.4 TSI variants feature both a supercharger and turbocharger, the 140 PS and 170 PS, are available with either a six speed manual gearbox or with a six speed automatic DSG gearbox.

The Golf is also available with four further petrol engines. Firstly, a 1.4 litre engine which develops 80 PS, second is the truly exhilarating 2.0 litre turbocharged T-FSI which develops 200 PS and an uprated 230 PS version of this engine, which is exclusively available to the GTI Edition 30, provides the third option. Finally there is the phenomenal 3.2 litre V6 250 PS which powers the Golf R32.

The diesel engines available for the Golf include a 2.0 litre SDI diesel which produces 75 PS, or you could choose the 1.9 litre TDI 105 PS available with a manual or DSG gearbox. In its manual form, this engine is also available as an impressively economical DPF that powers the S, Match, BlueMotion S and BlueMotion Match. Next is the 2.0 litre TDI linked to either a six speed manual gearbox or the DSG automatic generating a healthy 140 PS. The most powerful diesel engine in the range is the 2.0 litre TDI DPF engine which develops 170 PS with an exhilarating 350 Nm of torque at 2,000 rpm and is available with a six speed manual or automatic DSG gearbox.

\* Please see Environmental information sections for fuel consumption and CO<sub>2</sub> emissions figures.






## The Golf GTI. The original, updated.

Taking a huge evolutionary step forward, the Golf GTI has been redefined to deliver energy, excitement and exhilaration.

Demonstrating technological advancement, the Mark V Golf GTI is powered by a 16-valve direct injection 2.0 litre T-FSI turbocharged unit. Developing a phenomenal 200 PS at just 5,100 rpm and a hefty 280 Nm of torque from only 1,800-5,000 rpm, the engine can be linked to the six speed manual gearbox or a DSG automatic. When specified with the DSG automatic gearbox, the GTI comes with a superb paddle shift steering wheel. This allows gear shifts to be selected using paddles on the back of the steering wheel when driving with the gearbox in tiptronic mode. The FSI technology utilised in the new engine provides a double-edged advantage – power and economy.

At first glance the message is clear – the original GTI is back. The essence of GTI styling is recognisable by its chrome twin exhaust tailpipe, wide track lowered sports suspension and 17 inch 'Monza' alloy wheels. Settle deep into the front sports seats with height and lumbar adjustment, hold onto the race-inspired leather trimmed three-spoke sports steering wheel and feel the excitement begin.



- 01** The Golf GTI, based on the original philosophy and produced to the same legendary build quality. Model shown is Golf GTI with optional 18" 'Monza II' alloy wheels.
- 02** Front sports seats in 'Interlagos' cloth upholstery enhance the Golf GTI's distinctive sporty look.
- 03** The race-inspired leather trimmed three-spoke steering wheel with GTI logo adds the finishing touch to your GTI experience. The radio system RCD 500, multifunction computer (Highline) and Winter pack are optional at extra cost.
- 04** The chrome twin exhaust tailpipe hints at the sporting intent of the Golf GTI.





## The Golf Estate. Expand your horizons.

Life is all about movement. But it's not simply about getting from A to B. It's about enjoying the journey. And discovering what moves you along the way. What touches you, what inspires you, what makes you feel good? It's about turning your dreams into reality discovering fresh ideas and new experiences, and finding a car that has the capacity to meet your changing needs. Whether you're visiting new places, broadening your interests or moving in a new direction, find out what moves you. In the Golf Estate.

Whenever you sit inside your Golf Estate, you'll experience the feel-good factor. That's because comfort and luxury go hand in hand with clever layout and ergonomic design, making everything simple to use and easy to find. Aesthetic touches include a chrome-plated gear knob surround and handbrake button; attention to detail includes electric front and rear windows, a height-adjustable driver's seat and remote central locking; while practicalities include semi-automatic 'Climatic' air conditioning and a removable luggage cover to protect the contents of your boot from external view. It's also comforting to know that the Golf Estate comes with an abundance of other standard features, such as electrically heated and adjustable door mirrors, height and reach adjustable steering wheel, speed-sensitive power steering and a radio/CD system with four speakers. All this helps to ensure your journey is as relaxed and stress-free as possible. Whether you choose to travel by day or by night.

One thing the engines available for the Golf Estate have in common is outstanding pulling power with great economy. The line-up includes a 1.6 litre petrol engine with an impressive performance of 102 PS. There are also two dynamic diesel engines, the 1.9 litre TDI 105 PS and the 2.0 litre TDI 140 PS, both available with a Diesel Particulate Filter (DPF). Depending on which engine you decide on, you can choose either a five or six speed manual, or opt for the innovative double-clutch transmission DSG. The DSG gearbox offers a genuine alternative to a manual gearbox because it is able to change gear faster than a manual gearbox and more smoothly than a conventional automatic.

- 01** Model shown is Golf Estate Sportline with optional Winter pack and pearl effect paint.
- 02** The comfortable interior of the Golf Estate S, featuring 'Glow' upholstery, is spacious and contemporary, with perfect ergonomics ensuring everything is ready to hand.
- 03** Chrome-plated roof rails add even more practicality to the Golf Estate SE. Model shown is fitted with optional panoramic electric sunroof.
- 04** Rear seat and backrest split 60:40, enabling you to transport large and bulky items.





## The Golf Plus. A Golf, just a little bit bigger.

The Golf family has got bigger. Quite literally. The Golf Plus – specially created for those who require a little more space, while still enjoying all the refinements, dynamics and style of a Golf hatchback. In every sense, the Golf Plus offers more.

More interior space, more comfort and more functionality. With its raised seating and totally flexible interior concept, the Golf Plus Luna, SE, Sport, Dune or BlueMotion offer endless options and practical solutions. Weekends away, family holidays, shopping trips or adventure sports, the Golf Plus takes them all in its stride. Ensuring you get the most out of life – while still enjoying the class-leading performance, legendary build quality and sheer exhilaration of driving a Volkswagen Golf.

Drive the Golf Plus and you'll benefit from the very latest engine technology. A choice of six different engines enables you to select the option that best suits your requirements. The choice includes a technologically advanced 1.4 litre TSI engine available on the Golf Plus Sport, which produces 140 PS at 5,600 rpm. In addition, the Golf Plus is available with a choice of two further petrol engines. The first option is the 1.4 litre which generates a healthy 80 PS and a 1.4 litre unit which utilises TSI technology and develops 122 PS. If you're looking for high torque alongside exceptional economy, the new generation TDI diesel engines are for you. There are two four cylinder 1.9 litre units developing 90 PS or 105 PS, and finally there's the powerful 2.0 litre TDI which generates 140 PS.



01

**01** The luxurious Golf Plus SE with optional 17" 'Estoril' alloy wheels and metallic paint.

**02** Maximum power, minimum consumption – TSI technology with improved performance, economy and kinder to the environment.

**03** Boot space can easily be extended to meet your needs. Rear seats slide forwards and backwards to increase the boot space from 395 litres to a maximum of 505 litres, or to increase passengers' legroom.

**04** The Golf Plus Dunes' interior features a unique trim and 'Profile' cloth upholstery, radio/CD player with eight speakers, speed-sensitive power steering and reading lights with chrome surrounds.



02



03



04





## New Beetle. Fun on the outside, serious underneath.

We all have dreams and wishes. Our dream was to capture the spirit of the old Beetle – its unique shape, its large smile and loveable character, and turn it into a new reality. The result is the New Beetle, designed for a contemporary look, with a sleek, aerodynamic body line. Some of the Beetle's original design features live on in the New Beetle, such as the classic shape, the internal grab handles and the vase for your favourite flower, mounted on the dashboard.

Although we've kept the spirit of the Beetle, we've brought it right up to date with the latest safety equipment and engine technology. A wide choice of petrol engines are available for the New Beetle starting with the Luna offering 1.4 litre and 1.6 litre manual engines and 16 inch 'Houston' alloy wheels as standard. Two other petrol engines are also available to choose from, a 2.0 litre 115 PS and 1.8 Turbo 150 PS. If you prefer a diesel, a 1.9 litre TDI which generates 105 PS is also available.

- 01** The classic look of the New Beetle 1.9 litre TDI with optional 17" 'Acapulco' alloy wheels and pearl effect paint.
- 02** The unique interior of the New Beetle is trimmed with 'Eclipse' cloth upholstery, and features a useful front centre armrest with storage compartment.
- 03** Sporty 16" 'Houston' alloy wheels with 205/55 tyres are standard on the Luna 1.4 litre and Luna 1.6 litre models.
- 04** Amongst its extensive list of features, the 'Gamma' radio boasts a single CD player, 30 station presets, a scan facility and Traffic Information Memory (TIM). Air conditioning is standard on 1.9 TDI models and above.







- 01** Using intelligent electronic sensors, the possibility of a rollover or impact can be instantly detected. Within milliseconds the rollover bars will eject and, together with the reinforced windscreen frame, provide protection to passengers.
- 02** In a potentially dangerous situation, the Electronic Stabilisation Programme (ESP) will intervene to diffuse the problem. Through the brake and engine management systems, it will specifically slow down individual wheels for greater stability.
- 03** The rain sensor senses moisture and activates the windscreen wipers and adjusts their speed to the intensity of the rainfall. With similar ingenuity, the anti-dazzle rear-view mirror automatically darkens if lights from a following car are too bright.
- 04** The stylish interior of the New Beetle Cabriolet Luna 1.4 litre trimmed in 'Eclipse' cloth with optional metallic paint.
- 05** The striking exterior of the New Beetle Cabriolet 1.9 TDI with optional 17" 'Sarasota' alloy wheels and front fog lights.

## New Beetle Cabriolet. Open your heart.

When a car enjoys the charisma of the New Beetle, driving becomes so much more fun. Add a cabriolet roof and it becomes an experience to savour. Just imagine – cruising along with the sun on your face, driving along country lanes with the wind in your hair, or simply parked up, admiring the stars at night – there's nothing quite like a cabriolet.

The New Beetle Cabriolet is packed with standard features such as front and rear electric windows, an alarm with interior protection and remote central locking, front centre armrest with storage compartment, radio/CD player with RDS and ten speakers with multimedia socket for external audio source, a rain sensor and an automatic dimming interior rear-view mirror.

The range starts with the Luna offering a 1.4 litre unit that develops 75 PS. If you'd prefer a power boost and similar acceleration, then the 1.6 litre 102 PS may be for you. Maybe the refinement of the 2.0 litre 115 PS is more to your taste. Then there's the turbocharged 1.8 litre engine which produces a superb 150 PS and gives exceptional performance. Not only can the 1.9 litre TDI 105 PS accelerate the New Beetle Cabriolet from standstill to 62 mph in 12.0 seconds, it also conforms to the strict Euro 4 emissions regulations.





## Jetta. Not nearly as expensive as it looks.

Those who place high demands on life require a car that not only looks good, but delivers that little bit extra. With its streamlined silhouette, distinctive design and sporty, yet elegant appeal, the Jetta offers all you would expect and more. It combines all the characteristics of a comfortable saloon with superior dynamics and agile roadholding, promising you driving excitement at its very highest level.

If the exterior of the Jetta promises, then the interior delivers. With three different trim levels to choose from – S, SE or Sport – you can opt for the Jetta that best matches your personal preferences and lifestyle. Each offers an abundance of features and design points, all made from the highest quality materials and providing a level of refinement nothing short of exceptional. With innovative design assured down to the smallest detail, whichever trim level you choose, you know you will have made the right decision.

The Jetta has a range of powerful and efficient engines at its disposal with four petrol and three diesel variants. The new 1.4 litre TSI petrol engine, with a six speed manual gearbox develops a healthy 122 PS. The second TSI variant produces 140 PS at 5,600 rpm, offering impressive performance and dynamic power whilst still returning an economical 39.8 mpg on the Combined cycle\* and a CO<sub>2</sub> emission of just 169 g/km. An alternative version of the 1.4 litre TSI engine produces 170 PS at 6,000 rpm and torque comparable to that of a typical naturally-aspirated 2.3 litre engine. This helps it sprint from 0 - 62 mph in just 8.3 seconds, while still offering significantly lower fuel consumption at 38.7 mpg on the Combined cycle\* either with a six speed manual gearbox or with Volkswagen's revolutionary six speed automatic DSG gearbox. The most powerful engine available for the Jetta is the 2.0 litre TSI 200 PS which accelerates the Jetta from 0 - 62 mph in just 7.5 seconds and reaches a top speed of 146 mph (where the law permits). This engine is available with either a six speed manual or the superb automatic DSG gearbox. You can choose from three diesel engines starting with either the 1.9 litre TDI engine with a five speed manual gearbox, developing 105 PS, the 2.0 litre TDI, with a six speed manual gearbox offering additional performance and delivering 140 PS – both engines are also available with a six speed automatic DSG gearbox. Or finally, you can choose the 2.0 litre TDI DPF, which develops a powerful 170 PS.

- 01** The distinctive exterior of the Jetta Sport with 17" 'ClassiXs' alloy wheels and optional metallic paint.
- 02** The rear lights utilise LED technology, which react faster than conventional bulbs, and provide clearer, brighter light.
- 03** The fitment of stylish 16" 'Toronto' alloy wheels with 205/55 R16 tyres provides an exclusive look to Jetta S models.
- 04** The Jetta S interior, upholstered in 'Glow' cloth, is ergonomically designed to ensure that all controls are located for optimum ease of use, including the optional radio system RCD 500.

\* Please see Environmental information sections for fuel consumption and CO<sub>2</sub> emissions figures.







## The Passat. Luxury you could easily get used to.


The design of the Passat guarantees your heart will beat faster at first glance. The exterior boasts power and charisma, with the wide track and low-set front end all producing a striking appearance, giving a hint of the driving pleasure to come. The gleaming chrome-plated radiator grille surround reinforces the story. Add to that the confident shape of the C pillar and the curved breakaway edge of the rear, giving real body definition, and the story of aerodynamic design and sports performance is complete.

From entry level Passat S to the comfort of the SE or the exciting Sport to the dynamic SEL, when coupled with a superb range of economical, high-torque petrol and diesel engines – they are sure to make driving a pure pleasure whatever your budget or taste.

The four petrol variants all benefit from innovative direct injection technology. The powerful four cylinder 1.4 litre TSI engine with six speed gearbox develops a healthy 122 PS, while the 1.8 litre TSI develops 160 PS. The most powerful engines available are the much acclaimed 2.0 litre TSI 200 PS available for the Sport and the powerful 3.2 litre FSI V6 4MOTION 250 PS with six speed auto DSG gearbox available for the SEL.

The three diesel variants are particularly sophisticated. First is the 1.9 litre TDI engine with a five speed gearbox developing 105 PS. The second diesel option is the powerful 2.0 litre TDI 140 PS, also available with 4MOTION Volkswagen's four wheel drive system for added stability and safety on Sport models. Thirdly is the highly acclaimed 2.0 litre TDI DPF 170 PS engine for the Passat Sport and SEL.

- 01** The refined exterior design of the Passat Saloon Sport with optional 17" 'Le Mans' alloy wheels and pearl effect paint.
- 02-03** Positioned for ease of use, you can start your Passat literally at the touch of a button. The press and drive key replaces the conventional key, while the electronic parking brake and auto hold function, makes applying the parking brake that little bit easier.
- 04** The streamlined interior of the Passat Saloon SE trimmed in 'Verona' velour with matt chrome inserts in dash and centre console and optional radio system RCD 500.







01



02



03

**01** The interior of the Passat Estate S upholstered in durable 'Calino' cloth with 'Dark Rhodium' decorative inserts and optional radio system RCD 500.

**02** The rear seat and backrest of the Passat Estate can be folded asymmetrically, extending the loading space to a length of up to 1,956 mm. Interior shown is Passat Estate SE and features the optional cargo management system which includes an adjustable securing rail and retractable load securing strap to divide the luggage compartment laterally or diagonally.

**03** The dynamic exterior of the Passat Estate SEL V6 4MOTION with optional 17" 'Le Mans' alloy wheels and pearl effect paint.

## The Passat Estate. Luxury you could easily get used to.

As soon as you set eyes on the Passat Estate, size and space will take on a new meaning. Combining the practicalities of an estate with the elegance of a saloon, this exceptional car delivers power and charisma more successfully than ever before.

Its wide track width and low-set front end produce a striking appearance, giving a hint of the driving pleasure to come. The gleaming chrome-plated radiator grille surround, a real design highlight, reinforces the story. The rounded in-set headlights add an extra touch of style, echoed through its flowing aerodynamic curves and rear light cluster incorporating LED technology. This is a car designed to command attention and get results.

And as with any estate, flexibility and versatility are paramount, which is where the Passat Estate excels. Offering four different trim levels the S, SE, Sport and SEL and a host of petrol and diesel engines, there's sure to be a model to suit every taste and budget.


The Passat Estate is available with a choice of four petrol engines. The first option is the 1.4 litre TSI which generates a healthy 122 PS. This is closely followed by the 1.8 litre TSI 160 PS and the 2.0 litre TSI 200 PS. A more powerful 3.2 litre FSI V6 4MOTION is also available which develops 250 PS.

If you're looking for exceptional economy, the Passat Estate offers a range of three diesel engines. Choose from either the 1.9 litre TDI 105 PS or 2.0 litre TDI 140 PS. In addition if you prefer the added stability and safety provided by four wheel drive, you could specify the 2.0 litre TDI 140 PS 4MOTION on Sport models. Finally, the powerful 2.0 litre TDI DPF diesel engine produces an impressive 170 PS, can accelerate from 0 - 62 mph in 8.8 seconds and is capable of a top speed of 137 mph, where the law permits.





01



02

## The new Tiguan. Master of the urban landscape.

Flexible, powerful and stylish, the new Tiguan has everything you need to meet the challenges of everyday life. The S, SE and Sport models feature an elegant design with a distinctive front end offering an 18° angle of approach. With its underbody protection and 28° angle of approach allowing steep angles to be easily overcome, the new Tiguan Escape is ideal for those looking to explore off the beaten track. Whichever model you choose, the chrome trimmed radiator grille surround, distinctive headlights and integrated rear light clusters provide unmistakable Volkswagen styling. If you're looking for the safety, stability and high-ride position of an SUV, combined with the versatility to suit an active lifestyle, you'll find them all in the new Tiguan. What more could you want?

There is no holding back the new Tiguan. Two dynamic engines transmit optimum power, assisted by the sporty six speed manual or on diesel models, the option of a modern six speed automatic transmission. Combined with Volkswagen's 4MOTION four wheel drive system, it's enough to get your pulse racing and your adrenalin flowing on every journey.

The 1.4 litre TSI petrol engine generates an impressive 150 PS with 240 Nm of torque, whilst the 2.0 litre TDI engine offers everything you would expect from a diesel and more, powerful, economical and quiet. Delivering a very healthy 140 PS and a massive 320 Nm of torque, it is also fitted as standard with a Diesel Particulate Filter (DPF).

The new Tiguan will also be available with three further engines, one diesel and two petrol. A 2.0 litre TDI diesel engine with common rail injection will produce 170 PS, while the next petrol engine, a 2.0 litre TSI, will also generate 170 PS. The most powerful engine for the new Tiguan will be the turbocharged 2.0 litre TSI petrol engine offering an exhilarating 200 PS. These three engines will all be available in the summer of 2008.



03

- 01 Flexible, powerful and stylish, the new Tiguan Sport. Model shown has optional DVD touch-screen navigation/radio system and pearl effect paint.
- 02 The optional panoramic electric glass sliding sunroof introduces a new dimension of light and space, while an integrated electric sunblind offers optimum protection against heat and light.
- 03 The vibrant interior of the new Tiguan Sport upholstered in 'Visible' cloth.







## Eos. Re-discover your senses.

Imagine driving open-top through the darkness on a summer evening with the stars above you. Feeling the exhilaration of speed as the wind sweeps over you. Seeing, hearing, smelling the world around you with a fresh intensity. Enjoying the seasons as never before. Being at one with the elements.

Sunshine or rain, you're ready for both. Thanks to an innovative CSC (Coupé Sunroof Cabriolet) folding steel roof system, you can change from coupé to cabriolet at the touch of a button – enjoying open-top exhilaration or hardtop comfort as the mood takes you. And what's unique about this system is that even with the roof closed, you can open the electric slide/tilt sunroof and fill your lungs with fresh air.

It's up to you to decide just how exhilarating you'd like your Eos to be – with a choice of engines to meet the most demanding driver. For a start, three petrol engines deliver an impressive 122 PS, 150 PS or 200 PS, using innovative TSI direct injection technology to produce dynamic power combined with economical fuel consumption\*. The 2.0 litre TDI DPF diesel engine offers equal smoothness, pulling power and economy, generating a healthy 140 PS. These engines are all linked to a six speed manual gearbox for added performance. Additionally, the 2.0 litre TSI 200 PS and 2.0 litre TDI DPF 140 PS are available with an automatic DSG gearbox. If you're looking for a drive that's nothing short of exceptional, the powerful 3.2 litre V6 FSI petrol engine delivers a truly amazing 250 PS, 330 Nm of torque at 2,500-3,000 rpm, and uses a DSG double clutch transmission for spine-tingling acceleration.



**01** The elegant Eos 2.0 FSI 150 PS with optional 'Vienna' leather, Multipack 1 (Bi-Xenon headlights and Luxury pack) and metallic paint.

**02-03** The five-section folding CSC roof system can be lowered automatically in just 25 seconds, transforming the hardtop coupé into a sporty cabriolet.

**04** The luxurious interior shown is Eos 2.0 FSI 150 PS with 'High Spirit' cloth upholstery with optional radio system 'RCD 500' and metallic paint.

\* Please see Environmental information sections for fuel consumption and CO<sub>2</sub> emissions figures.

**05** Unique to the Eos – the large slide/tilt glass sunroof is integrated within the fully automatic CSC roof system and can be opened separately at any time.

**06** Active rollover bars behind the rear seats activate at the slightest hint of a roll or impact, providing exceptional protection for passengers.

Some interiors shown feature optional 'Nappa' leather and metallic paint. Some parts of leather interior will contain artificial leather.



## Touran. More than just a family car?

It's often been said that variety is the spice of life. It's for that reason why the Touran is such fun to own and drive. It offers supreme practicality: you can add seats, move them forwards or backwards, fold them or remove them in seconds – there are over 500 interior variations.

All Tourans feature multiple storage compartments in the passenger and luggage areas, cruise control, multifunction computer, a radio/MP3 compatible CD player, air conditioning and an extensive range of safety equipment. Specify a Touran SE and you get a six CD autochanger with the RCD 500 radio system, or choose the Touran Sport and you'll also get 2Zone electronic climate control with automatic air recirculation fitted as standard.

The versatility continues under the bonnet, where in addition to a 1.6 litre 102 PS petrol unit, TSI technology provides an exciting addition to the range with a 1.4 litre unit which develops 140 PS featuring a mechanically-driven supercharger and an exhaust-driven turbocharger that delivers impressive performance whilst maintaining low fuel consumption\*. The Touran is available with a choice of four highly efficient diesel engines that benefit from high pressure injection. The diesel engines include a 1.9 litre TDI 90 PS and a 1.9 litre TDI 105 PS. Two further diesels are available, the 2.0 litre TDI 140 PS and finally the 2.0 litre TDI DPF 170 PS which firmly establishes itself as the most powerful in its class. Both of these engines are available with a six speed manual or six speed automatic DSG gearbox. The DSG gearbox offers a genuine alternative to a manual gearbox because it is able to change gear faster than a manual gearbox and more smoothly than a conventional automatic.



01



02



03



04

- 01 Model shown is Touran Sport with optional 17" 'Nardo' alloy wheels, Bi-Xenon headlights and metallic paint.
- 02 The stylish interior of the Touran S upholstered in 'Media' cloth with 'Microtec' decorative inserts and an ergonomically designed three-spoke steering wheel ensures an exceptional level of interior comfort.
- 03 Cruise control, fitted as standard on all Tourans, enables you to maintain your selected speed at the touch of a button, from 19 mph upwards.
- 04 The Touran Sport's standard seven seat layout includes two single seats in the third row, which can be folded flush into the floor of the luggage compartment. The seat in the centre of the second row easily folds down to provide a convenient table for rear seat passengers.

\* Please see Environmental information sections for fuel consumption and CO<sub>2</sub> emissions figures.



## Sharan. Engineering for all the family.

If your needs suggest an MPV, but you don't wish to compromise on quality and engineering, look no further than the Volkswagen Sharan. With the Sharan, you enter a totally new world of driving. One in which travel itself becomes an experience to savour. Driving is no longer a chore because you are surrounded by space, freedom and comfort. In fact, there's ample room for the driver and six adult passengers to sit back, relax and enjoy their individually formed 'business class' seats. But the other beauty of the Sharan is its flexibility – by removing the rear seats you can open up a massive 2,610 cubic litres of storage space.

The Sharan is equipped with many safety features and not only benefits from driver's and front passenger's airbags with passenger's airbag deactivation switch located in the glovebox, but also front seat side and curtain airbags. All seven seats are fitted with an adjustable head restraint and seat belts, with the driver's, front passenger's and outer belts on the middle row benefiting from height-adjustment. Protecting the youngest members of your family receives special attention with integrated child safety seats. Two are fitted as standard to the Sharan SE model (in the outer seats of the middle row) and up to two more can be fitted as an optional extra.

There are three engines available, the first being the 2.0 litre 115 PS petrol unit available for the S. Two diesels are also available, starting with the 1.9 litre TDI 115 PS available for the S and SE. The 2.0 litre TDI 140 PS, available for the S, SE and Sport, is also available with DPF (Diesel Particulate Filter). Both diesel engines feature Volkswagen's 'Pumpe Düse' technology giving excellent pulling power together with reduced exhaust emissions.




01



02



03



04



05

- 01 The versatile Sharan Sport with 16" 'Lisbon' alloy wheels, front fog lights and optional metallic paint.
- 02 Need to carry large, bulky items? With the Sharan you can accommodate any combination of luggage and passengers in comfort.
- 03 Sharan SE and Sport models have front and rear parking sensors as standard.
- 04 Stylish 16" 'Valencia' alloy wheels with 215/55 tyres are standard on SE models.
- 05 The Sharan Sport's seats are upholstered in durable 'Opera' cloth, the middle row of three seats folds down to allow easy access to the two rear seats.





## The Touareg. Broaden your horizons with four wheel drive.

What is it that you demand from a luxury 4x4? Superb off-road ability or supreme on-road comfort and agility? But why should you have to make this decision – especially when the Touareg can sense its surroundings and decide for you? For example, if you're cruising on the motorway the optional Continuous Damping Control (CDC) air suspension (standard with V10 TDI engine) can lower the vehicle ensuring a safe, agile ride. On the other hand, if you're off-road CDC will give you up to 300 mm of ground clearance, whilst in really tricky situations it can transfer 100% of the engine's power to just one wheel.

More comfort, more refinement, more quality – that's what the Touareg stands for. With a combination of exceptional looks from the outside and an ergonomically designed interior, the Touareg is certain to give you a unique feeling of space and harmony. Available in three trim levels – the entry Touareg, SE and Altitude – there is sure to be a model that suits your individual needs. The entry Touareg has everything that you'd expect from a luxury 4x4 and, as you'd expect from Volkswagen, attention to detail is second to none. Comfort features are a major benefit in the SE and a good example of this philosophy is the sumptuous 'Cricket' leather\* upholstery with heated front seats.

Externally, the Touareg Altitude is enhanced by a unique body styling kit, tinted windows, sports polished stainless steel twin exhaust tailpipes and dynamic alloy wheels offering a stylish look as well as superb on- and off-road performance.

There is one decision you'll have to make for yourself – which engine to choose. There's the 3.6 litre V6 petrol unit developing 280 PS and transporting you to 62 mph in just 8.6 seconds, alternatively, there's a 2.5 litre TDI DPF diesel unit, developing 174 PS. If you think you might need a little more power, consider the 3.0 litre V6 TDI, which provides 225 PS or the 5.0 litre V10 TDI DPF capable of producing 313 PS and a sprightly dash to 62 mph in only 7.4 seconds.

\* Some parts of leather interior will contain artificial leather.

**01** Model shown is Touareg Altitude 3.0 V6 TDI with optional silver-look roof rails, Convenience pack, metallic paint, CDC air suspension and Bi-Xenon headlights.

**02** The six speed automatic tiptronic gearbox set in stunning 'Piano Black' decorative trim makes changing gear an effortless task on Touareg Altitude models.

**03** The Touareg SE V6 TDI interior with sumptuous 'Cricket' leather upholstery\*, combined with optional 'Engine spin' decorative inserts and parking sensors.





01

## The Phaeton: designed to inspire.

Offering inspired comfort, style and power, the Phaeton is a car that will deliver immense driving pleasure every time you take to the road.


The creators of the Phaeton strived for perfection – the result is a car that will stir the senses from the moment you enter the cabin. Once inside, you will instantly appreciate the attention to detail, the technology and the supreme comfort that can only be found in a car of this class.

You can choose from two petrol engines, the 4.2 litre V8 335 PS petrol engine or the revolutionary 6.0 litre W12 providing 450 PS, taking the Phaeton from standstill to 62 mph in only 6.1 seconds. The 3.0 litre V6 TDI DPF also impresses with a 233 PS and a top speed of 145 mph, where the law permits. Coupled to each of the engines is 4MOTION technology, meaning enhanced traction and improved handling.

When you aim for perfection, there's no room for compromise.



02



03

- 01** The refined exterior of the 4.2 V8 TDI 4MOTION LWB with optional 19" 'Omanyt' alloy wheels.
- 02** Clear flowing lines extend to the rear to provide a distinctive look to the Phaeton. Model shown is 3.0 V6 TDI DPF 4MOTION with optional 18" 'Aristoteles' alloy wheels.
- 03** The most compact 12 cylinder engine in the world, the 6.0 litre W12, produces 450 PS and transforms the Phaeton into one of the most powerful production saloon cars ever made.



## Environmental information.

Fox		Output, PS	CO <sub>2</sub> emission, g/km*	Trim level(†)	Urban†	Extra-urban†	Combined†
Petrol	1.2 ltr	55	144	Fox, Urban Fox	37.2/7.6	54.3/5.2	46.3/6.1
	1.4 ltr	75	159	Fox, Urban Fox	32.5/8.7	50.4/5.6	42.2/6.7

## Polo

Petrol	1.2 ltr	60	138	E, S <sup>†</sup> , Match	37.2/7.6	58.9/4.8	48.7/5.8
	1.2 ltr	70	138	E, S <sup>†</sup> , Match	37.2/7.6	58.9/4.8	48.7/5.8
	1.4 ltr	80	(165)	S <sup>†</sup> , Match, SE	(29.1/9.7)	(53.3/5.3)	(40.9/6.9)
	1.4 ltr	80	150	S <sup>†</sup> , Match, SE	34.0/8.3	54.3/5.2	44.8/6.3
		80	157	Dune	32.8/8.6	51.4/5.5	42.8/6.6
	1.6 ltr	105	164	Sport	30.4/9.3	51.4/5.5	40.9/6.9
	1.8 ltr	150	186	GTI	26.2/10.8	46.3/6.1	36.2/7.8
Diesel	1.4 ltr TDI	70	119	S <sup>†</sup> , Match	49.6/5.7	72.4/3.9	62.8/4.5
		70	129	Dune	47.9/5.9	65.7/4.3	57.6/4.9
	1.4 ltr TDI	80	119	SE	51.4/5.5	72.4/3.9	62.8/4.5
		80	99	BlueMotion 1	57.6/4.9	88.3/3.2	74.3/3.8
		80	99	BlueMotion 2	57.6/4.9	88.3/3.2	74.3/3.8
	1.9 ltr TDI	100	127	Sport	44.8/6.3	72.4/3.9	58.9/4.8

## Golf

Petrol	1.4 ltr	80	165	S	30.1/9.4	51.4/5.5	40.9/6.9
	1.6 ltr FSI	115	161	S, Match	32.1/8.8	51.4/5.5	42.2/6.7
		115	(182)	S, Match	(27.7/10.2)	(46.3/6.1)	(37.2/7.6)
	1.4 ltr TSI	122	149	S, Match	34.4/8.2	54.3/5.2	44.8/6.3
	1.4 ltr TSI DSG (7 spd)	122	(139)	S, Match	(36.7/7.7)	(57.6/4.9)	(47.9/5.9)
	1.4 ltr TSI	140	169	GT Sport	29.7/9.5	49.6/5.7	39.8/7.1
	1.4 ltr TSI DSG	140	(169)	GT Sport	(29.1/9.7)	(50.4/5.6)	(39.8/7.1)
	1.4 ltr TSI	170	174	GT Sport	28.5/9.9	48.7/5.8	38.7/7.3
	1.4 ltr TSI DSG	170	(174)	GT Sport	(28.5/9.9)	(48.7/5.8)	(38.7/7.3)
	2.0 ltr T-FSI	200	189	GTI	25.7/11.0	45.6/6.2	35.3/8.0
	2.0 ltr T-FSI DSG	200	(188)	GTI	(26.4/10.7)	(45.6/6.2)	(35.8/7.9)
	2.0 ltr T-FSI	230	194	GTI Edition 30	25.0/11.3	44.8/6.3	34.4/8.2
	2.0 ltr T-FSI DSG	230	(188)	GTI Edition 30	(26.4/10.7)	(45.6/6.2)	(35.8/7.9)
	3.2 ltr V6 4MOTION	250	255	R32	19.0/14.9	34.0/8.3	26.4/10.7
	3.2 ltr V6 4MOTION DSG	250	(231)	R32	(21.6/13.1)	(36.7/7.7)	(29.1/9.7)
	Diesel	2.0 ltr SDI	75	143	S	41.5/6.8	60.1/4.7
1.9 ltr TDI		105	132	S, Match	43.5/6.5	65.7/4.3	56.5/5.0
1.9 ltr TDI DSG		105	(153)	Match	(37.7/7.5)	(58.9/4.8)	(48.7/5.8)
1.9 ltr TDI DPF		105	135	S, Match	44.8/6.3	62.8/4.5	55.4/5.1
1.9 ltr TDI DPF		105	119	BlueMotion S, BlueMotion Match	48.7/5.8	74.3/3.8	62.8/4.5
2.0 ltr TDI		140	145	GT Sport	40.9/6.9	60.1/4.7	51.4/5.5
2.0 ltr TDI DSG		140	(159)	GT Sport	(35.8/7.9)	(57.6/4.9)	(47.1/6.0)
2.0 ltr TDI DPF		140	145	GT Sport	40.9/6.9	60.1/4.7	51.4/5.5
2.0 ltr TDI DPF DSG		140	(159)	GT Sport	(35.8/7.9)	(57.6/4.9)	(47.1/6.0)
2.0 ltr TDI DPF		170	156	GT Sport	36.2/7.8	58.9/4.8	47.9/5.9
2.0 ltr TDI DPF DSG		170	(169)	GT Sport	(34.9/8.1)	(52.3/5.4)	(44.1/6.4)

## Golf Estate

Petrol	1.6 ltr	102	176	S, SE, Sportline	28.5/9.9	47.1/6.0	38.2/7.4
Diesel	1.9 ltr TDI	105	137	S, SE	42.8/6.6	62.8/4.5	54.3/5.2
	1.9 ltr TDI DPF	105	137	S, SE	42.2/6.7	64.2/4.4	54.3/5.2
	1.9 ltr TDI DPF DSG	105	(159)	SE	(36.2/7.8)	(55.4/5.1)	(47.1/6.0)
	1.9 ltr TDI DPF	105	TBA	BlueMotion	TBA	TBA	TBA
	2.0 ltr TDI	140	145	SE, Sportline	40.9/6.9	60.1/4.7	51.4/5.5
	2.0 ltr TDI DPF	140	148	SE, Sportline	40.4/7.0	58.9/4.8	50.4/5.6
	2.0 ltr TDI DPF DSG	140	(160)	SE, Sportline	(35.3/8.0)	(56.5/5.0)	(46.3/6.1)

( ) Automatic figures.

## Golf Plus

Petrol	1.4 ltr	80	169	Luna	29.4/9.6	49.6/5.7	39.8/7.1
	1.4 ltr TSI	122	157	Luna, SE	32.8/8.6	51.4/5.5	42.8/6.6
	1.4 ltr TSI DSG (7 Spd)	122	(149)	Luna, SE	(34.4/8.2)	(53.3/5.3)	(44.1/6.4)
	1.4 ltr TSI	140	172	Sport	29.4/9.6	47.9/5.9	39.2/7.2
	1.4 ltr TSI DSG	140	(172)	Sport	(28.8/9.8)	(49.6/5.7)	(39.2/7.2)
Diesel	1.9 ltr TDI	90	144	Luna	40.4/7.0	60.1/4.7	51.4/5.5
	1.9 ltr TDI	105	146	Luna, SE	40.9/6.9	61.4/4.6	52.3/5.4
	1.9 ltr TDI DSG	105	(159)	SE	(36.7/7.7)	(55.4/5.1)	(47.1/6.0)
	1.9 ltr TDI DPF	105	148	Luna, SE, Dune	39.8/7.1	58.9/4.8	50.4/5.6
	1.9 ltr TDI DPF DSG (7 Spd)	105	(144)	SE	(42.2/6.7)	(57.6/4.9)	(51.4/5.5)
	1.9 ltr TDI DPF	105	127	BlueMotion	46.3/6.1	68.9/4.1	58.9/4.8
	2.0 ltr TDI	140	153	Sport	37.7/7.5	58.9/4.8	48.7/5.8
	2.0 ltr TDI DSG	140	(164)	Sport	(34.4/8.2)	(54.3/5.2)	(45.6/6.2)
	2.0 ltr TDI DPF	140	158	Sport	37.7/7.5	54.3/5.2	47.1/6.0
	2.0 ltr TDI DPF DSG	140	(174)	Sport	(32.8/8.6)	(51.4/5.5)	(42.8/6.6)

## New Beetle

Petrol	1.4 ltr	75	169	Luna 1.4 ltr	30.1/9.4	48.7/5.8	39.8/7.1
	1.6 ltr	102	180	Luna 1.6 ltr	27.4/10.3	47.9/5.9	37.7/7.5
	2.0 ltr	115	210	2.0 ltr	23.7/11.9	41.5/6.8	32.5/8.7
		115	(222)	2.0 ltr	(21.2/13.3)	(40.9/6.9)	(30.7/9.2)
	1.8 ltr 20V Turbo	150	194	1.8T	25.7/11.0	44.1/6.4	34.9/8.1
Diesel	1.9 ltr TDI	105	143	1.9 TDI	41.5/6.8	61.4/4.6	52.3/5.4

## New Beetle Cabriolet

Petrol	1.4 ltr	75	171	Luna 1.4 ltr	29.7/9.5	48.7/5.8	39.8/7.1
	1.6 ltr	102	185	Luna 1.6 ltr	26.9/10.5	47.1/6.0	36.7/7.7
	2.0 ltr	115	212	2.0 ltr	23.5/12.0	40.9/6.9	32.1/8.8
		115	(222)	2.0 ltr	(21.2/13.3)	(40.9/6.9)	(30.7/9.2)
	1.8 ltr 20V Turbo	150	196	1.8T	25.4/11.1	43.5/6.5	34.4/8.2
Diesel	1.9 ltr TDI	105	145	1.9 TDI	40.9/6.9	60.1/4.7	51.4/5.5

## Jetta

Petrol	1.6 ltr FSI <sup>†</sup>	115	165	S, SE	31.4/9.0	50.4/5.6	40.9/6.9	
	1.4 ltr TSI	122	153	S, SE	33.6/8.4	53.3/5.3	44.1/6.4	
	1.4 ltr TSI	140	169	SE	29.7/9.5	49.6/5.7	39.8/7.1	
	1.4 ltr TSI DSG	140	(169)	SE	(29.1/9.7)	(50.4/5.6)	(39.8/7.1)	
	1.4 ltr TSI	170	174	Sport	29.1/9.7	47.1/6.0	38.7/7.3	
	1.4 ltr TSI DSG	170	(174)	Sport	(28.5/9.9)	(48.7/5.8)	(38.7/7.3)	
	2.0 ltr TSI	200	189	Sport	25.7/11.0	45.6/6.2	35.3/8.0	
	2.0 ltr TSI DSG	200	(188)	Sport	(26.4/10.7)	(45.6/6.2)	(35.8/7.9)	
	Diesel	1.9 ltr TDI	105	137	S, SE	42.8/6.6	62.8/4.5	54.3/5.2
		1.9 ltr TDI DSG	105	(156)	S, SE	(37.2/7.6)	(56.5/5.0)	(47.9/5.9)
1.9 ltr TDI DPF		105	138	S, SE	42.2/6.7	64.2/4.4	54.3/5.2	
1.9 ltr TDI DPF DSG		105	(159)	S, SE	(36.2/7.8)	(55.4/5.1)	(47.1/6.0)	
1.9 ltr TDI DPF		105	TBA	BlueMotion	TBA	TBA	TBA	
2.0 ltr TDI		140	148	SE, Sport	39.8/7.1	58.9/4.8	50.4/5.6	
2.0 ltr TDI DSG		140	(160)	SE, Sport	(35.3/8.0)	(56.5/5.0)	(46.3/6.1)	
2.0 ltr TDI DPF		140	148	SE, Sport	40.4/7.0	58.9/4.8	50.4/5.6	
2.0 ltr TDI DPF DSG	140	(160)	SE, Sport	(35.3/8.0)	(56.5/5.0)	(46.3/6.1)		
2.0 ltr TDI DPF	170	156	Sport	35.8/7.9	58.9/4.8	47.9/5.9		

\* Please see Environmental information Sections for further information on CO<sub>2</sub> emissions.

† Fuel consumption figures shown are mpg/ltr per 100 km for the Urban, Extra-urban and Combined fuel cycles in accordance with EU Directive 99/94.

‡ Please note all these models are only available from stock and are not available to factory order.



## Environmental information.

		Output, PS	CO <sub>2</sub> emission, g/km*	Trim level(‡)	Urban†	Extra-urban†	Combined†
Petrol	1.6 ltr FSI <sup>†</sup>	115	179	S	28.2/10.0	46.3/6.1	37.7/7.5
	1.4 ltr TSI	122	157	S	32.8/8.6	51.4/5.5	42.8/6.6
	2.0 ltr FSI <sup>†</sup>	150	193	S, SE	25.2/11.2	44.8/6.3	34.9/8.1
		150	(206)	SE	(22.4/12.6)	(44.1/6.4)	(32.5/8.7)
	1.8 ltr TSI	160	180	S, SE	27.2/10.4	47.1/6.0	37.2/7.6
		160	(195)	SE	(25.0/11.3)	(44.8/6.3)	(34.4/8.2)
	2.0 ltr TSI	200	193	Sport	25.2/11.2	44.8/6.3	34.9/8.1
		200	(207)	Sport	(22.8/12.4)	(42.8/6.6)	(32.5/8.7)
3.2 ltr FSI V6 4MOTION DSG	250	(233)	SEL	(20.3/13.9)	(37.7/7.5)	(28.8/9.8)	
Diesel	1.9 ltr TDI	105	148	S, SE	39.2/7.2	60.1/4.7	50.4/5.6
	1.9 ltr TDI DPF	105	151	S, SE	38.7/7.3	58.9/4.8	49.6/5.7
	2.0 ltr TDI	140	153	S, SE, Sport	36.2/7.8	58.9/4.8	48.7/5.8
	2.0 ltr TDI DSG	140	(172)	S, SE, Sport	(32.5/8.7)	(53.3/5.3)	(43.5/6.5)
	2.0 ltr TDI DPF	140	156	S, SE, Sport	35.8/7.9	57.6/4.9	47.9/5.9
	2.0 ltr TDI DPF DSG	140	(175)	S, SE, Sport	(32.1/8.8)	(52.3/5.4)	(42.8/6.6)
	2.0 ltr TDI 4MOTION	140	174	Sport	32.5/8.7	51.4/5.5	42.8/6.6
	2.0 ltr TDI DPF 4MOTION	140	177	Sport	32.5/8.7	49.6/5.7	42.2/6.7
	2.0 ltr TDI DPF	170	160	Sport, SEL	35.8/7.9	54.3/5.2	46.3/6.1
	2.0 ltr TDI DPF DSG	170	(172)	Sport, SEL	(33.2/8.5)	(52.3/5.4)	(43.5/6.5)

### Passat Estate

		Output, PS	CO <sub>2</sub> emission, g/km*	Trim level(‡)	Urban†	Extra-urban†	Combined†
Petrol	1.6 ltr FSI <sup>†</sup>	115	181	S	28.0/10.1	45.6/6.2	37.2/7.6
	1.4 ltr TSI	122	159	S	32.8/8.6	50.4/5.6	42.2/6.7
	2.0 ltr FSI <sup>†</sup>	150	197	S, SE	24.6/11.5	44.1/6.4	34.0/8.3
		150	(208)	SE	(22.2/12.7)	(42.2/6.7)	(32.1/8.8)
	1.8 ltr TSI	160	186	S, SE	26.6/10.6	45.6/6.2	36.2/7.8
		160	(199)	SE	(24.8/11.4)	(43.5/6.5)	(33.6/8.4)
	2.0 ltr TSI	200	194	Sport	25.0/11.3	44.1/6.4	34.4/8.2
		200	(212)	Sport	(22.6/12.5)	(41.5/6.8)	(31.7/8.9)
3.2 ltr FSI V6 4MOTION DSG	250	(238)	SEL	(20.0/14.1)	(36.7/7.7)	(28.2/10.0)	
Diesel	1.9 ltr TDI	105	153	S, SE	38.2/7.4	57.6/4.9	48.7/5.8
	1.9 ltr TDI DPF	105	154	S, SE	37.7/7.5	56.5/5.0	47.9/5.9
	2.0 ltr TDI	140	156	S, SE, Sport	35.8/7.9	57.6/4.9	47.9/5.9
	2.0 ltr TDI DSG	140	(174)	S, SE, Sport	(32.1/8.8)	(51.4/5.5)	(42.8/6.6)
	2.0 ltr TDI DPF	140	158	S, SE, Sport	35.8/7.9	56.5/5.0	47.1/6.0
	2.0 ltr TDI DPF DSG	140	(180)	S, SE, Sport	(31.4/9.0)	(50.4/5.6)	(41.5/6.8)
	2.0 ltr TDI 4MOTION	140	177	Sport	32.5/8.7	50.4/5.6	42.2/6.7
	2.0 ltr TDI DPF 4MOTION	140	182	Sport	32.5/8.7	47.9/5.9	40.9/6.9
	2.0 ltr TDI DPF	170	169	Sport, SEL	34.4/8.2	52.3/5.4	44.1/6.4
	2.0 ltr TDI DPF DSG	170	(177)	Sport, SEL	(32.8/8.6)	(49.6/5.7)	(42.2/6.7)

### New Tiguan

		Output, PS	CO <sub>2</sub> emission, g/km*	Trim level(‡)	Urban†	Extra-urban†	Combined†
Petrol	1.4 ltr TSI 4MOTION	150	199	S, SE	26.6/10.6	40.4/7.0	33.6/8.4
	2.0 ltr TSI 4MOTION <sup>±</sup>	170	213 <sup>±</sup>	SE	TBA	TBA	TBA
		170	(237) <sup>±</sup>	SE	(TBA)	(TBA)	(TBA)
	2.0 ltr TSI 4MOTION <sup>±</sup>	200	213 <sup>±</sup>	Sport	TBA	TBA	TBA
200		(237) <sup>±</sup>	Sport	(TBA)	(TBA)	(TBA)	
Diesel	2.0 ltr TDI 4MOTION	140	189	S, SE, Sport, Escape	30.1/9.4	47.9/5.9	39.2/7.2
	2.0 ltr TDI 4MOTION <sup>±</sup>	140	(199)	S, SE, Sport, Escape	(29.1/9.7)	(44.8/6.3)	(37.7/7.5)
2.0 ltr TDI 4MOTION <sup>±</sup>	170	186 <sup>±</sup>	SE, Sport	TBA	TBA	TBA	

( ) Automatic figures.

Please note: The maximum power output figures are quoted in PS (or Pferdestärke, which is the metric equivalent of horsepower). To convert from metric to imperial horsepower, divide the PS figure by 1.0139.

A guide on fuel economy and CO<sub>2</sub> emissions which contains data for all new passenger car models is available at any point of sale free of charge. In addition to the fuel efficiency of a car, driving behaviour as well as other non-technical factors play a role in determining a car's fuel consumption and CO<sub>2</sub> emissions. CO<sub>2</sub> is the main greenhouse gas responsible for global warming.

		Output, PS	CO <sub>2</sub> emission, g/km*	Trim level(‡)	Urban†	Extra-urban†	Combined†
Petrol	1.6 ltr FSI <sup>†</sup>	115	181	Eos	28.0/10.1	45.6/6.2	37.2/7.6
	1.4 ltr TSI	122	159	Eos	32.5/8.7	50.4/5.6	42.2/6.7
	2.0 ltr FSI	150	198	Eos, Sport	25.0/11.3	43.5/6.5	34.0/8.3
	2.0 ltr TSI	200	194	Sport, Individual <sup>‡</sup>	25.2/11.2	43.5/6.5	34.4/8.2
	2.0 ltr TSI DSG	200	(194)	Sport, Individual <sup>‡</sup>	(25.0/11.3)	(43.5/6.5)	(34.4/8.2)
	3.2 ltr V6 FSI DSG	250	(219)	Sport 3.2 V6, Individual 3.2 V6 <sup>‡</sup>	(21.1/13.4)	(41.5/6.8)	(30.7/9.2)
Diesel	2.0 ltr TDI DPF	140	158	Eos, Sport, Individual <sup>‡</sup>	35.3/8.0	56.5/5.0	47.1/6.0
	2.0 ltr TDI DPF DSG	140	(177)	Eos, Sport, Individual <sup>‡</sup>	(31.7/8.9)	(51.4/5.5)	(42.2/6.7)

### Touran

		Output, PS	CO <sub>2</sub> emission, g/km*	Trim level(‡)	Urban†	Extra-urban†	Combined†
Petrol	1.6 ltr	102	193	S	25.7/11.0	43.5/6.5	34.9/8.1
	1.4 ltr TSI	140	176	SE	29.1/9.7	46.3/6.1	38.2/7.4
	1.4 ltr TSI DSG	140	(179)	SE	(27.7/10.2)	(46.3/6.1)	(37.7/7.5)
Diesel	1.9 ltr TDI	90	158	S	37.7/7.5	53.3/5.3	47.1/6.0
	1.9 ltr TDI	105	156	S, SE	38.2/7.4	54.3/5.2	47.9/5.9
	1.9 ltr TDI DPF	105	158	S, SE	37.7/7.5	54.3/5.2	47.1/6.0
	2.0 ltr TDI	140	159	SE, Sport	37.2/7.6	54.3/5.2	47.1/6.0
	2.0 ltr TDI DPF	140	161	SE, Sport	36.7/7.7	53.3/5.3	46.3/6.1
	2.0 ltr TDI DSG	140	(172)	SE, Sport	(34.0/8.3)	(52.3/5.4)	(43.5/6.5)
	2.0 ltr TDI DPF DSG	140	(177)	SE, Sport	(32.8/8.6)	(50.4/5.6)	(42.2/6.7)
	2.0 ltr TDI DPF	170	174	Sport	33.2/8.5	50.4/5.6	42.8/6.6
	2.0 ltr TDI DPF DSG	170	(182)	Sport	(32.5/8.7)	(48.7/5.8)	(40.9/6.9)

### Sharan

		Output, PS	CO <sub>2</sub> emission, g/km*	Trim level(‡)	Urban†	Extra-urban†	Combined†
Petrol	2.0 ltr	115	223	S	22.1/12.8	38.2/7.4	30.1/9.4
Diesel	1.9 ltr TDI	115	172	S, SE	35.3/8.0	50.4/5.6	43.5/6.5
		115	(196)	S, SE	(28.2/10.0)	(47.9/5.9)	(38.2/7.4)
	2.0 ltr TDI	140	175	S, SE, Sport	34.0/8.3	49.6/5.7	42.8/6.6
2.0 ltr TDI DPF	140	180	S, SE, Sport	32.8/8.6	48.7/5.8	41.5/6.8	

### Touareg

		Output, PS	CO <sub>2</sub> emission, g/km*	Trim level(‡)	Urban†	Extra-urban†	Combined†
Petrol	3.6 V6	280	(317)	SE, Altitude	(14.9/19.0)	(28.0/10.1)	(21.2/13.3)
Diesel	2.5 ltr TDI DPF	174	267	Touareg, SE, Altitude	21.4/13.2	34.0/8.3	28.0/10.1
		174	(275)	Touareg, SE, Altitude	(20.8/13.6)	(32.8/8.6)	(27.2/10.4)
	3.0 V6 TDI	225	(278)	Touareg, SE, Altitude	(19.9/14.2)	(33.6/8.4)	(26.9/10.5)
	5.0 V10 TDI DPF	313	(333)	SE, Altitude	(16.0/17.7)	(29.4/9.6)	(22.4/12.6)

### Phaeton

		Output, PS	CO <sub>2</sub> emission, g/km*	Trim level(‡)	Urban†	Extra-urban†	Combined†
Petrol	4.2 ltr V8 4MOTION LWB	335	(310)	4.2 V8 4MOTION LWB	(14.9/18.9)	(29.4/9.6)	(21.7/13.0)
	6.0 ltr W12 4MOTION LWB	450	(348)	6.0 W12 4MOTION LWB	(13.3/21.2)	(26.9/10.5)	(19.5/14.5)
Diesel	3.0 ltr V6 TDI DPF 4MOTION	233	(248)	3.0 V6 TDI DPF 4MOTION	(22.1/12.8)	(37.7/7.5)	(30.1/9.4)
	3.0 ltr V6 TDI DPF 4MOTION LWB	233	(248)	3.0 V6 TDI DPF 4MOTION LWB	(22.1/12.8)	(37.7/7.5)	(30.1/9.4)

\* Please see Environmental information Sections for further information on CO<sub>2</sub> emissions.

† Fuel consumption figures shown are mpg/ltr per 100 km for the Urban, Extra-urban and Combined fuel cycles in accordance with EU Directive 99/94.

‡ Please note all these models are only available from stock and are not available to factory order.

± These models will be available from Summer 2008. Consequently, the CO<sub>2</sub> figure quoted is a provisional figure which has yet to be confirmed. A change to this figure may result in a change to the Manufacturer's Recommended 'On the road' Retail price. Please consult your Volkswagen retailer for full details.



# Volkswagen service for your peace of mind.

## The Volkswagen Warranty.

### Three-year Warranty.

All Volkswagen passenger cars come with a three-year/60,000 miles warranty, which protects your car against the failure of most mechanical and electrical components due to manufacturing defects. This comprises a two-year manufacturer's warranty with unlimited mileage plus a further one-year/60,000 miles (whichever is soonest) Retailer Warranty. Should the mileage exceed 60,000 miles within the first two years, the manufacturer's two-year warranty will still be valid. If an additional warranty for subsequent years or higher mileage is desired, it may be purchased from any authorised Volkswagen retailer or repairer; however, this additional warranty must be purchased before the mileage reaches 60,000. Full details of the three-year warranty are available from your authorised Volkswagen retailer or repairer.

### Three-year Paint Warranty.

This latest warranty, pioneered by Volkswagen, really provides you with the widest possible cover on a new car.

There are no special conditions attached and paintwork manufacturing defects will be rectified without charge. Naturally, during the warranty period the car must be cared for in compliance with the operating instructions.

### Body Protection Warranty.

The internal body sections and panels of the Volkswagen range are covered against rusting through from the inside for 12 years, with the exception of the Sharan which is covered for six years. Naturally, the vehicle must be cared for in compliance with the operating instructions. Please consult your authorised Volkswagen retailer or repairer for full warranty details.

### Extended Warranty.

You may purchase additional protection from your authorised Volkswagen retailer or repairer, or contact 0870 9000 115.

### Approved Accessories.

A comprehensive range of accessories from alloy wheels to carpet mats is available to complement the factory-fitted option list. Volkswagen approved accessories purchased from and fitted by your authorised Volkswagen retailer at the point of vehicle sale will also benefit from the three-year vehicle warranty.

## Service Intervals.

Volkswagen are pleased to offer you a choice on how your Volkswagen is serviced (please note that Fox models are only available with Time and Distance Service). The appropriate selection is entirely dependent on how the car is likely to be driven and its general use. To help you identify which type of service would be most suitable, please refer to the following guide.

The Time and Distance Service is recommended for vehicles that will cover less than 10,000 miles in 12 months and if the vehicle is likely to be used in the following way:

- Predominantly urban driving, short journeys with frequent cold starts.
- Activities regularly producing high engine loading, e.g. frequent hill climbs, driving with vehicle fully loaded and towing.
- Uneconomical driving style using high rpms with heavy acceleration and heavy braking.

The service intervals for the Time and Distance Service are as follows:

- Oil change service  
Every 10,000 miles/1 year (whichever is soonest).
- Interval service  
Every 20,000 miles/2 years (whichever is soonest).
- Inspection service  
Every 40,000 miles/3 years (whichever is soonest).

The LongLife Service is recommended for vehicles with a daily mileage of more than 25 miles where the vehicle is driven regularly mainly on longer distance journeys. The vehicle is driven mainly at a constant speed with minimum vehicle and engine loading, minimal towing and driven in an economical manner.

With the LongLife Service the vehicle can cover anywhere between 10,000<sup>†</sup> and a maximum of 18,000<sup>†</sup> miles or 24 months (whichever is soonest) between oil changes. Inspection service is typically in the third year of ownership and thereafter every second year for vehicles with an approximate annual mileage of 10,000 miles.

<sup>†</sup> Please note that mileages are approximate as the service indicator system uses kilometres as the distance measurement. Please consult your authorised Volkswagen retailer or repairer for advice and full details.

## Volkswagen Insurance<sup>‡</sup>.

Competitive and comprehensive motor insurance designed especially for Volkswagen drivers. All new and Approved Used Volkswagens come with complimentary seven-day cover upon request – we'll e-mail a cover note straight to your retailer, enabling them to tax your car easily. This way, you can drive straight out of the showroom. Taking out annual cover is easy and it can start when the seven-day cover expires. For more information contact your local Volkswagen retailer or call 0800 051 3136.

<sup>‡</sup> Volkswagen Insurance is underwritten and administered by Zurich Insurance Company. Volkswagen Insurance is a trading name of Volkswagen Insurance Service (Great Britain) Limited which is an appointed representative of Volkswagen Financial Services (UK) Limited. Zurich Insurance Company and Volkswagen Financial Services (UK) Limited are both authorised and regulated by the Financial Services Authority.

## Volkswagen Finance<sup>±</sup>.

Volkswagen Finance specialises in providing funding solutions for Volkswagen drivers. Whether your Volkswagen is for private or business use, you can choose from a range of funding options.

- Solutions – a personal contract plan
- Hire purchase
- Lease purchase
- Finance lease
- Contract hire

With all Volkswagen Finance products you can choose a fixed-cost maintenance plan to help you budget for your servicing and maintenance costs.

No matter what finance product you choose, your local Volkswagen retailer will be able to provide you with a personalised quote that could meet your budget and vehicle needs.

<sup>±</sup> Volkswagen Finance is a trading name of Volkswagen Financial Services (UK) Limited. An offer of finance depends on certain conditions. Available to people over 18 in the UK only.

## Volkswagen Roadside Assistance.

Every new car is registered for Volkswagen Roadside Assistance for one year except the Touareg and Phaeton which are registered for three years. This provides vehicle home and roadside recovery in the unlikely event of a breakdown in the UK and Europe (subject to conditions). Volkswagen Roadside Assistance can also be purchased for subsequent years. For full details, please contact your authorised Volkswagen retailer or repairer.

### Tax Free Sales.

For full details, please contact your authorised Volkswagen retailer.

### CO<sub>2</sub> Emission.

Increased weight of a vehicle, including higher trim levels and the addition of options will have a detrimental influence on the level of fuel consumption and CO<sub>2</sub> emissions produced.

The CO<sub>2</sub> and fuel consumption figures are obtained from tests on a representative vehicle of the type, conducted and approved in accordance with Council Directive 80/1268/EEC as amended by Directive 1999/100/EC (or later) on the approximation of the laws of the member states relating to the carbon dioxide emissions and the fuel consumption of motor vehicles.

### Please Note:

Some illustrations in this brochure do not necessarily reflect UK specifications and may not be available. In particular, controls and some items of equipment are positioned differently for the UK.

The specifications contained in this brochure are for information purposes only and are subject to change. If you require any specific feature, you must consult your authorised Volkswagen retailer who is regularly updated with any change in specification. Please check model availability and full specification details with your authorised Volkswagen retailer prior to ordering.

Note: We would like to advise you that telephone calls to Volkswagen Customer Care may be monitored and recorded as part of our training and quality assurance processes. All our monitoring and recording processes meet Ofcom regulations.