


Hiace



TOYOTA





## Index

### The Toyota Hiace

Introduction

### Practicality

Model range

Form and function

### Design

Purpose built panel vans

Driver ergonomics

### Performance

Engine technology

### Safety

Active and passive safety

### Choices

Exterior colours and interior trims

### The Hiace range

Options

### Technical data

Specifications

Equipment

### Peace of mind

Toyota Finance & customer support



Tough, flexible, hard working...

**There are some things in business you need to rely on. And regardless of what your working day involves, you can count on the resilience and dependability of the Toyota Hiace.**

The Hiace has evolved to offer all the robust flexibility needed to deliver on whatever your business demands of it. Not to mention a reassuringly high standard of safety, with a driver's airbag and ABS as standard.

*Vehicle shown with ply lining option.*



home



previous



next



index



show menu



print



zoom in



zoom out



save



help



TODAY TOMORROW **TOYOTA**



...Toyota Hiace delivers

**Professional, smart and capable, Hiace will fulfil the needs of any aspiring business.**

Outstanding quality and style is evident, inside and out: the tough exterior is matched by a hard-wearing interior and enhanced driver ergonomics. Intelligently designed, great to use, easy to own, Hiace is the ideal vehicle for driving your business forward.







## Your perfect business partner

**One van. So much flexibility. The Toyota Hiace panel van range includes two engine options, two wheelbases and two rear door configurations.**

Whichever model suits your specific needs, every Hiace delivers a hard-working combination of functionality, flexibility and comfort.

Of course, in business, image counts for a lot too. Which is why Hiace's latest design includes a shapely new grille, bonnet, fenders and front lamps. Creating an appealing, robust and muscular look that lets you get on with your day in style.



SWB panel van



LWB panel van





## The right tool for the job

**Hiace has been developed with functionality in mind – it's great to use and will fit seamlessly into your working life. With extra usable cargo space and a design based on flexibility, Hiace is engineered to help reduce your operating costs.**

In all likelihood you're working multiple jobs throughout the day and that's where the choice of twin rear doors or a high-lift tailgate comes into its own. They open wide or high to enable you to load and unload without getting in the way. In fact two standard Euro pallets can be easily loaded into 300 long wheelbase models.

Then there's the low load height of just 525 mm which means that Hiace can be loaded and unloaded rapidly using a forklift. For the operator this means reduced effort, strain and therefore fatigue, letting them meet those tough work schedules.

Hiace features excellent balance between payload and load volume to create a highly space-efficient cargo area. Hiace can deal with a payload of up to 1180 kg on a GVW of 3.0 tonnes, and when you combine that with the volume capacity, it equals more time doing your job.

- A useful feature is the provision of an overhead tray in the cockpit, a handy place for documents and maps.
- There's also a seatback storage box with a removable clipboard.
- A large central storage bin has been provided allowing the storage of items such as a road atlas, drinks flask, laptop, etc.
- To complete the picture, Hiace is able to manoeuvre nimbly through side streets. And with a turning radius of a mere 5.5 metres\*, it's perfect for those tricky jobs in the city centre.

\* Short wheelbase model



The doors open 180°, providing excellent access to the load area with the width to accommodate a Euro pallet. Vehicle shown with factory bulkhead removed.



There's also a high-lift tailgate rear door with rear window version for maximum versatility when loading also able to accommodate a Euro Pallet. Vehicle shown with factory bulkhead removed.



For optimum ease of access when loading, the rear tailgate has two opening heights. Side doors provide the flexibility needed for the urban environment, and will take an entire Euro pallet.



### Superb load capacity

Hiace offers 5.5 cubic metres (SAE method) of load space – enough volume for two Euro pallets (300 models).




### Integrated clipboard

The front passenger bench seat conceals a handy fold-down storage box with integrated clipboard.



### Front console box

The front central storage compartment is ideal for keeping essentials close at hand.



### Load tie-down eyes

Anchor points are located throughout the Hiace's cabin to make securing loads easy.





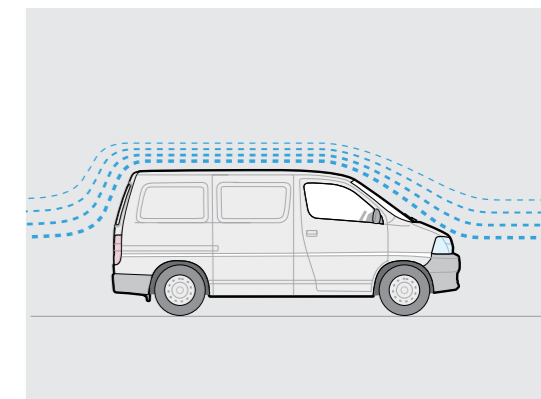
## Purpose-built to get things done

**A hard day's work calls for a hard-working van – a van that's practical, efficient and durable. Designed with you and your needs in mind, Hiace is all of these things... and more.**

- Choice of short wheelbase and long wheelbase panel vans.
- Payload of up to 1180 kg on a GVW of 3.0 tonnes.
- A loading height of just 525 mm enables Hiace to be forklift-loaded and unloaded quickly and easily.
- The wide-opening, sliding nearside door makes tight quarter work even easier.
- A tight turning radius of 5.5 metres (SWB) and 6.2 metres (LWB) greatly adds to Hiace's manoeuvrability, perfect for urban areas.



**Rear door options**  
Hiace vans are available with wide-opening blind, double rear doors or a single, tailgate-style rear door with window.



**Drag coefficient**  
A drag coefficient of 0.36 contributes to cabin quietness and enhances Hiace's fuel efficiency.





Non UK specification vehicle shown.



Shown with optional Toyota Navigation system with ETA.

## A great working environment

**The ideal personal workspace is one where you have plenty of elbow room and everything you need is close to hand. As you may spend most of the working day in this environment, comfort takes a high priority.**

Every aspect of the Hiace's driver ergonomics has been intelligently thought through. The driver's area has a thoroughly modern feel, using premium materials and featuring an attractive silver centre console that enhances the interior style and creates a great working environment.

- With airconditioning a standard feature on the Hiace range, you'll arrive at your destination in comfort – even on the warmest days.
- With an independent rear suspension and improved noise and vibration reducing measures, Hiace is a relaxing and comfortable vehicle to drive.
- The tachometer enables you to run at the most fuel-efficient engine speed and, therefore, get the best economy from your Hiace.
- The driver's seat is fully adjustable to cater for drivers of virtually any size or stature.

**Adjustable steering wheel**  
The tilt-adjustable steering wheel helps reduce driver fatigue and provides easy visibility of the instruments.

**Front power windows**  
Power windows add to the high level of refinement.

**Adjustable driver's seat**  
The height-adjustable driver's seat enables you to get completely comfortable behind the wheel.



## A dynamic way to do business

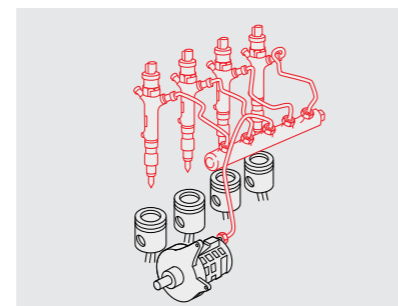
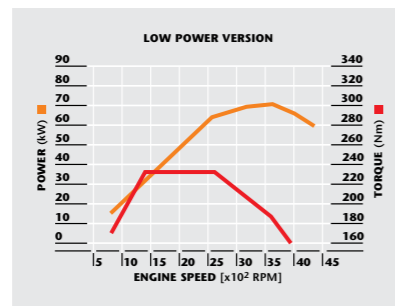
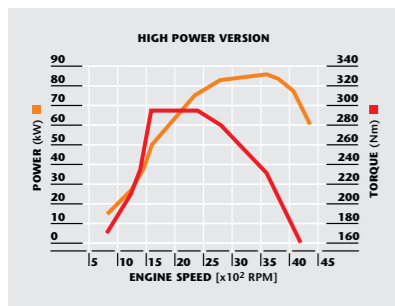
**As a versatile load carrier the Hiace is exceptional, but what sets it apart is the car-like driving experience and level of refinement. At the heart of this are two improved D-4D common rail direct injection turbo diesel engines, complying fully with the latest Euro IV emissions regulations, yet delivering more torque and power than ever before.**

Hiace drives like a car due to its fully independent suspension which ensures fine ride and handling characteristics. The solid, robust feel is the result of developing an extremely rigid body which eliminates the rattles you would associate with a van or load carrier.

Hiace as a package delivers practical benefits for the owner/operator. And over the longer term, its build quality helps protect your investment.

The two highly efficient D-4D common rail direct injection turbo diesel engines are designed to deliver significant fuel economy which, when combined with Hiace's exceptional durability and reliability, bring the cost of ownership down to a level that makes perfect business sense.

- A sophisticated 2.5 litre D-4D 16 valve unit which uses the very latest engine management technology.
- The engines come with a built-in intercooler that substantially increases power and torque output. This ensures you can carry heavy payloads with minimal engine effort, ensuring smooth and efficient journeys.
- The D-4D does all of this while delivering outstanding fuel economy.
- There is a choice of two engines: 70 kW/95 DIN hp with 230 Nm of torque or 86 kW/117 DIN hp with 294 Nm of torque.
- Environmental performance: SWB 280 models produce 221 g/km CO<sub>2</sub> on combined cycle. LWB 300 models produce 224 g/km CO<sub>2</sub> on combined cycle.



### 2.5 litre D-4D 120

The 86 kW/117 DIN hp D-4D engine option produces an impressive 294 Nm of torque delivering impressive overtake acceleration.

### 2.5 litre D-4D 95

The 70 kW/95 DIN hp version of the D-4D engine delivers strong pulling power.

### D-4D engine technology

The D-4D engines work with the latest common rail technology, which injects finely atomised fuel at high pressure directly into the combustion chamber.







## A safer place to work

**Hiace has been built with safety in mind. In fact, you will not find many vans of this class which exceed Hiace's level of safety features.**

Hiace is equipped with many features which have, until now, been the preserve of passenger cars. Its array of active and passive safety features helps keep you in confident control and provide occupant protection in the event of an accident.

Fully independent suspension allows safe handling and power steering, a standard feature, gives great manoeuvrability.

### **Tough outside, secure inside**

Hiace safety begins with a strong body structure. It's tough enough to help prevent intrusion by external objects into the cabin during a crash. And to help disperse the energy created in a collision, Hiace incorporates front crumple zones.

On the inside of Hiace, there's a full-size driver's airbag as standard. Steel side impact beams in both front doors provide even greater security and seat belt pre-tensioners will keep you safely restrained in the event of an impact. The seat frames themselves are reinforced for added strength.

In addition, seat belt force limiters for both driver and outer passenger are fitted on Hiace as standard.

## A safer place to work

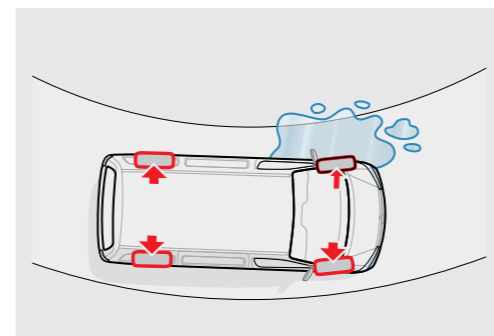
Accidents can easily occur in busy urban areas and anything that keeps your business on the road can be invaluable. Hiace provides a wide and clear field of view for the driver with a large, swept windscreen. Even drivers of a shorter stature will enjoy this level of visibility due to the provision of a height-adjustable driver's seat, a standard feature.

When driving at night, Hiace also features innovative, new multi-reflector headlamps that are especially designed to improve visibility. The upper beams reach further than ever before, while the lower beams spread out even wider, giving the driver both a longer and broader field of vision. That makes being at the wheel of the Hiace an even safer business.

Heated electrically adjustable door mirrors are standard on all models, giving you great all-round vision.

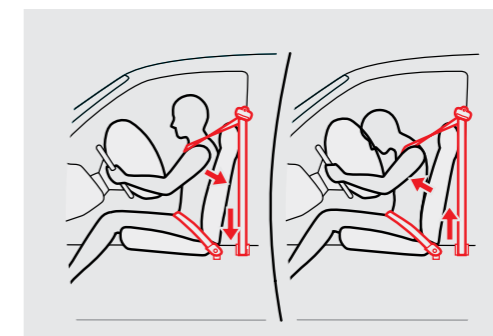
### **Multi-reflector headlamps**

*Hiace is equipped with newly designed headlamps that enhance the driver's field of vision.*



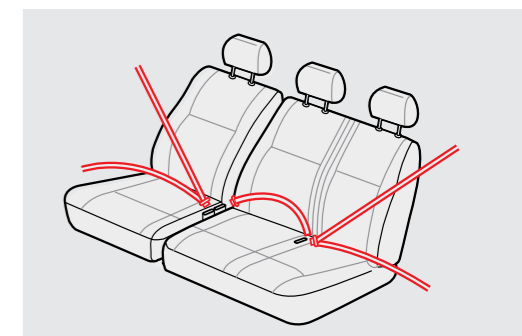
### **ABS**

*The Anti-lock Braking System (ABS) helps to prevent the wheels from locking up and causing a slide when braking on slippery surfaces*



### **Front seat belt pre-tensioners**

*Together with the SRS airbags, these help to maximise safety, while reducing the likelihood of chest injuries.*



### **Seat belts**

*3-point seat belts on outer seats.*



058 Polar White



1E7 Crystal Silver\*



209 Eclipse Black\*




3L5 Magna Red



8E5 Persian Blue



8P4 Carlo Blue\*



*Hiace quality upholstery materials give long lasting good looks.*

## Individuality and looks

**There's nothing 'standard' about your business. That's why Hiace offers an attractive range of exterior colours to suit your business requirements and your personal preference.**

On the outside, you will find colour-keyed bumpers and door handles and stylish wheel trims. There is a choice of six quality paint options across the whole range. And, on the inside, there's a stylish 4-spoke steering wheel, an attractive silver centre console and an appealing seat trim. Manufactured to be extra durable, the seat design and trim will stay looking good for years to come, no matter what.

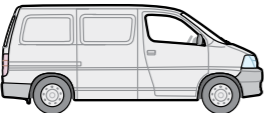
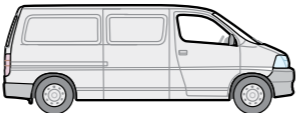







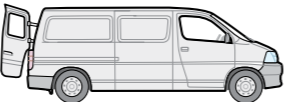
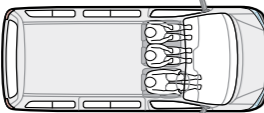
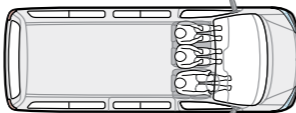
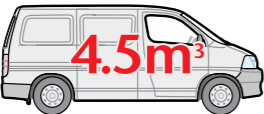
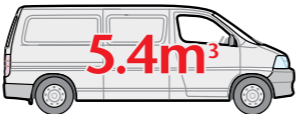
\* Metallic paint.



## Strength in numbers

The flexibility and adaptability of a Hiace panel van makes it a truly versatile workhorse.

The emphasis is placed on payload capacity, so Hiace is configured with a single row of seats and the choice of two wheelbases. The configurations of Hiace are illustrated below.

Models	SWB Panel Van	LWB Panel Van
		
<b>4 doors (one-side sliding door and tailgate)</b>		
<b>5 doors (one sliding door and twin rear doors)</b>		
<b>Tailgate-style rear door</b>		
<b>Swing-out rear door</b>		
<b>Three seats (Driver plus two-seat bench)</b>		
<b>Load volume*</b>		

\* VDA volume measurement shown.

## The right Hiace for your needs

### PANEL VAN; SHORT WHEELBASE

Model	280	280
Engine	2.5 D-4D 95	2.5 D-4D 120
Number of doors	4/5	4/5
Type of rear door	Tailgate/Twin	Tailgate/Twin
Overall length (mm)	4795	4795
Overall width (mm)	1800	1800
Overall height (mm)	2000	2000
Wheelbase (mm)	2985	2985
Tread – front (mm)	1560	1560
Tread – rear (mm)	1540	1540
Ground clearance (mm)	195	195
Min. turning radius (m)	5.5	5.5
Load area length (mm)	2335	2335
Load area width (mm)	1650	1650
Load area height (mm)	1420	1420
Kerb weight (kg)*	1740 (4dr)/1750 (5dr)	1740 (4dr)/1750 (5dr)
Gross vehicle weight (kg)	2800	2800
Max. payload (kg)§	1060 (4dr)/1050 (5dr)	1060 (4dr)/1050 (5dr)
Axle load limit front (kg)	1400	1400
Axle load limit rear (kg)	1760	1760
Load volume (m³)**	5.5/4.5	5.5/4.5
Braked trailer weight (kg)¶	2000	2000
Unbraked trailer weight (kg)¶	750	750
Nose weight (kg)	80	80
Roof load limit (kg)	100	100

### PANEL VAN; LONG WHEELBASE

Model	300	300
Engine	2.5 D-4D 95	2.5 D-4D 120
Number of doors	4/5	4/5
Type of rear door	Tailgate/Twin	Tailgate/Twin
Overall length (mm)	5240	5240
Overall width (mm)	1800	1800
Overall height (mm)	1995	1995
Wheelbase (mm)	3430	3430
Tread – front (mm)	1560	1560
Tread – rear (mm)	1540	1540
Ground clearance (mm)	205	205
Min. turning radius (m)	6.2	6.2
Load area length (mm)	2780	2780
Load area width (mm)	1650	1650
Load area height (mm)	1420	1420
Kerb weight (kg)*	1820 (4dr)/1830 (5dr)	1820 (4dr)/1830 (5dr)
Gross vehicle weight (kg)	3000	3000
Max. payload (kg)§	1180 (4dr)/1170 (5dr)	1180 (4dr)/1170 (5dr)
Axle load limit front (kg)	1470	1470
Axle load limit rear (kg)	1760	1760
Load volume (m³)**	6.5/5.4	6.5/5.4
Braked trailer weight (kg)¶	2000	2000
Unbraked trailer weight (kg)¶	750	750
Nose weight (kg)	80	80
Roof load limit (kg)	100	100

\* Kerb Weight includes a full tank of fuel but without a driver, passengers or other accessories. All kerb weights quoted in this brochure are subject to manufacturing tolerances and are for vehicles with minimum equipment. § Payload = Gross Vehicle Weight, less Kerb Weight. Payload with a full tank of fuel but without driver or passengers.

¶ Vehicle and trailer train weight may require a tachograph. The weights listed here may vary dependent on additional equipment fitted. \*\* Loadspace shown as SAE/VDA. The SAE (Society of Automotive Engineers) approach measures the volume of a fine-grained material such as sand, that can be placed into the loadspace. The VDA (Verband der Automobilindustrie) method measures how many litre blocks (200x100x50mm) fill the loadspace and the final figure is converted into cubic metres.



# Specifications

## ENGINE, ELECTRICAL & TRANSMISSION

	Diesel 95 DIN hp	Diesel 117 DIN hp
Engine Model	2.5 litre D-4D 95	2.5 litre D-4D 120
Number of cylinders	4 In Line	4 In Line
Valve mechanism	16 Valve DOHC Belt & Gear Drive	16 Valve DOHC Belt & Gear Drive
Fuel injection system	Direct Injection with Common Rail	Direct Injection with Common Rail
Displacement (cc)	2494	2494
Bore x stroke (mm)	92.0 x 93.8	92.0 x 93.8
Compression ratio	17.4:1	17.4:1
Maximum output (DIN hp (KW)/rpm)	95 (70)/3600	117 (86)/3600
Maximum torque (Nm/rpm)	230/1400-2800	294/1600-2400
Fuel tank capacity (litres)	75	75
Battery (Volts, Amp hr)	Twin 12V 55Ah	Twin 12V 55Ah
Alternator Output (Amps)	80	80
Starter Motor Output (KW)	2.7	2.7
Clutch Type	260 mm Hydraulic, single dry plate diaphragm	260 mm Hydraulic, single dry plate diaphragm
Transmission Gear Ratio	1st: 4.313, 2nd: 2.300, 3rd: 1.436, 4th: 1.000, 5th: 0.838, reverse: 4.220	1st: 4.313, 2nd: 2.300, 3rd: 1.436, 4th: 1.000, 5th: 0.838, reverse: 4.220
Transmission	5-speed manual	5-speed manual
Driven Wheels	Rear	Rear
Drag co-efficient (CD)	0.36	0.36

## ENVIRONMENTAL PERFORMANCE

Carbon dioxide CO <sub>2</sub>	280	280	300	300
	2.5 D-4D 95	2.5 D-4D 120	2.5 D-4D 95	2.5 D-4D 120
Combined (g/km)	221	221	224	224
Extra urban (g/km)	187	187	189	189
Urban (g/km)	280	280	283	283

## SUSPENSION & STEERING

Front suspension	Independent double wishbone with torsion bar
Rear suspension	Independent semi trailing arms with coil springs
Steering type	Rack & pinion with PAS
Steering gear ratio	20.6:1
Turns lock to lock	4

## BRAKES

Front	285 mm ABS ventilated disc brake with floating caliper 1-cylinder
Rear	270 mm Leading trailing drum type

# Equipment

## EXTERIOR

Green laminated UV filter glass	•
Bumpers: black impact absorbing	•*
Grille: black and chrome	•
Door handles: black	•*
Outer rear-view mirrors: black	•
Mud flaps	•
Headlamp levelling adjustment	•
Full-size wheel trims	•
Rear fog lamp	•
Back door lift up type (Tailgate)	○ 2 stage
Back door swing type (Twin)	○

\* Bumpers and door handles are colour coded on vehicles with metallic paint.

## COMFORT

Professional Pack: Bluetooth® hands free system and Rear Parking Sensors	○
Air conditioning	•
Air recirculation function	•
Front power windows	•
Intermittent windscreen wipers	•
Rear window wipe	•*
Heated rear window	•*
Electrically adjustable, heated door mirrors	•
Power steering	•
Tilt adjustable steering wheel	•
Height-adjustable driver's seat	•
Cloth trimmed seats (Driver plus two-seat bench)	•
Front seat driver's armrest	•
Adjustable headrests (up & down)	•
Headlamp warning buzzer	•
Remote fuel lid opener	•
Front room lamp	•
Rear room lamp	•
Dipping rear-view mirror	•*

## LOAD SPACE

Full cab bulkhead partition (with window)	•‡
Vinyl covered wooden load floor protector	•
Load tie-down points	•
Load area plywood lining	○

## INFORMATION

Tachometer	•
Twin trip meter	•
Digital clock	•

• = Standard    ○ = Optional    – = Not available    \* Tailgate versions only.    ‡ Removable at your Toyota Centre.



# Equipment

## AUDIO

Antenna in A pillar	•
2-speaker RDS CD player with capability to play CD-R MP3 files	•
Touch screen full map navigation	○

## STORAGE COMPARTMENTS

Overhead tray	•
Glovebox	•
Passenger seat back box	•
Central storage bin	•
Clipboard	•
Driver's door pockets with bottle holder	•
Dash-mount cup holders	•
Ashtray	•

## SAFETY

<b>Active</b>	
Front disc brakes	•
ABS	•
High mounted rear stop lamp	•*
<b>Passive</b>	
Crash resistant body structure	•
Bodysell with high tensile steel elements	•
Energy absorbing bumpers	•
Side impact bars	•
Energy absorbing steering column	•
Driver SRS airbag	•
Outer front seat belts: 3-point with pre-tensioners and force limiters	•
Front seat belts: height-adjustable	•
Rear window defogger	•*

## SECURITY

Thatcham Category 1 alarm system	○
Immobiliser	•
Central power door locking	•
Keyless entry system	•

• = Standard    ○ = Optional    - = Not available    \* Tailgate versions only.

Whilst every effort is made to reproduce accurate information, we reserve the right to change specifications, equipment and availability without prior notice. This brochure cannot be regarded as infallible, (some of the vehicles shown may not be to exact UK specification), and as such does not constitute an offer for sale of any particular vehicle or specification. For the latest specification and availability we ask that you contact your local Toyota Centre.

For more information on any other Toyota models and the location of your nearest Toyota Centre, simply call: 0845 275 5555 (calls to Toyota may be monitored or recorded) or visit our website: [www.toyota.co.uk](http://www.toyota.co.uk)  
Toyota (GB) PLC. Great Burgh, Burgh Heath, Epsom, Surrey KT18 5UX

# Option Packs



## Professional Pack

**Making a good impression is all important in business. Recognising this, the Toyota Professional Pack (TPA400 Rear parking sensors and Bluetooth® hands free system) will help to protect and enhance the driving experience of your Hiace.**

### TPA400 Rear parking sensors

Even with the manoeuvrability of the Hiace, you'll find the Toyota parking aid system a big help in avoiding the bumps and scrapes of parking and reversing. The system's four rear sensors automatically activate when you engage reverse gear. These link to an in-cabin alarm that becomes progressively louder the closer you get to an obstacle. It's like having an extra pair of eyes to guide you.

### Bluetooth® hands free system

The Toyota Bluetooth® hands free system gives you the convenience of comprehensive voice recognition commands, including voice operated dialling and key contact storage.

**TPA400 Rear parking sensors**  
(Sensors not colour coded to rear bumper)



**Bluetooth® hands free system**



## Ply Lining Pack

Add the plywood lining option pack to the Hiace to provide extra protection to the interior of your vehicle and the cargo you're carrying. You'll also improve the appearance of the vehicle interior, providing a professional business image.

Must be ordered at the time of ordering your vehicle.



## Toyota Hiace. Great to drive...and to own

**Toyota's global reputation for quality and integrity means the Hiace can add peace of mind to its own highly individual range of attributes. On the day you purchase your Hiace, your Toyota Centre will present you with a 'Hiace Passport'; a guide to living with your Hiace and making the most of its considerable range of features. Your Toyota Centre will explain the vehicle to you, and always be there, should you require any assistance.**

### Club Toyota

When you buy a Toyota you automatically become a member of Club Toyota, for 12 months free of charge. This entitles you to take advantage of a host of benefits including free RAC Roadside Assistance in the UK and Europe, specially negotiated rates for travel insurance, a 5% discount off Toyota Motor Insurance, plus exclusive offers and promotions through our quarterly customer magazine. For further information please call 0845 275 5555 or visit [toyota.co.uk/club](http://toyota.co.uk/club).

### Flexible Finance from Toyota Financial Services

When choosing your new vehicle you will make sure you choose the right model, the right specification and the right colour to suit you. Choosing how you finance your vehicle is just as important.

Our range of finance plans have been designed with simplicity in mind to make funding your vehicle as easy as driving it. All our plans offer easy budgeting and peace of mind and **Access Toyota** brings these and other benefits together in one flexible package.

**Access Toyota** is a finance plan that puts you in control. You don't have to worry about finding a large deposit as you agree the amount of deposit that you want to pay and choose your repayment term from 2 to 3 years.

What makes **Access Toyota** different is that Toyota Financial Services (TFS) give your vehicle the security of a guaranteed future value (GFV) which is your optional final payment, deferred to the end of the agreement. Affordable monthly payments are yours to enjoy as your repayments are based on the vehicle selling price less your deposit and the GFV/ optional final payment, plus the cost of borrowing.

In addition, you can have reassurance against the risk of a fall in used vehicle prices, knowing the minimum amount your Toyota will be worth at the end of your agreement is guaranteed at TFS. Then when your agreement comes to an end you have three flexible choices:

- Part exchange your vehicle for a brand new Toyota
- Pay your final payment (the GFV) and take full ownership of the vehicle\*
- Simply hand the vehicle back with nothing more to pay<sup>§</sup>

Ask your Toyota Centre to show you how **Access Toyota** could be the best choice for you.

### Flexible Finance for all Toyota customers

Whatever your needs, to complement **Access Toyota**, TFS has a full range of finance options to offer. From traditional Hire Purchase to Contract Hire and Leasing. Whether you're a private motorist with a fixed monthly budget in mind or a business customer looking for VAT efficient funding options, just discuss your individual requirements with your Toyota Centre. They will be pleased to show you how convenient and competitive Toyota Financial Services can be.

### Toyota Motor Insurance

Toyota Motor Insurance is available for Toyota owners at competitive premiums. To obtain details of the benefits included and to arrange a quotation, please contact your local Toyota Centre or call 0800 350 500.

### Toyota Fleet

Toyota Fleet provides complete business solutions for companies that run a fleet of vehicles. For more information on how Toyota Fleet can deliver your fleet requirements either contact your local Toyota Centre or the Toyota Fleet Business Centre on 0845 271 2712.

### Toyota Warranties

Every new Toyota comes with a three-year/60,000-mile manufacturer's warranty, covering your vehicle against the unlikely event of a manufacturing defect causing a mechanical fault. It includes coverage for paint and surface rust for three years, unlimited

mileage and a 12-year anti-perforation warranty. After the initial warranty period has ended, you can extend your warranty until the vehicle is seven years old – choosing from a range of packages to suit your vehicle and your needs. All of our warranties cover the main component parts of the vehicle<sup>◇</sup>, meaning that you pay for nothing beyond routine servicing and maintenance, so there are no unexpected bills to pay.

### Toyota Accident Assistance

At Toyota, we believe that our customers deserve the best possible vehicle. Therefore if you are involved in an accident, one call to Toyota Accident Assistance will get you back on the road again, whilst we take care of liaising with your insurer and arranging for your vehicle to be repaired. By making us your first call, we will ensure your vehicle is repaired by Toyota to factory standards, meaning no compromise to your warranty or residual value.

### Toyota Approved Used Vehicle Scheme

All Toyota Approved Used vehicles come complete with a pre-delivery inspection, a mileage check, 12 months warranty, RAC breakdown cover, Club Toyota membership\*\* and a 30 day vehicle exchange plan.

### Recycling Toyota End-Of-Life Vehicles

We offer a free vehicle take back scheme through our appointed service provider, Autogreen. This is a new and innovative way for Toyota drivers to return their vehicle at the end of its life for dismantling and recycling. For more information about End-Of-Life Vehicles please refer to [www.toyota.co.uk/environment](http://www.toyota.co.uk/environment)

\* On payment of the option to purchase fee.

<sup>§</sup> Subject to mileage and fair wear and tear conditions being met. TFS is authorised and regulated by the Financial Services Authority.

<sup>◇</sup> With the exception of batteries, corrosion of exhaust and damage or wear to the interior. Please refer to our Terms and Conditions for full details.

\*\* Except on non-Toyota vehicles.





Toyota Hiace





# help

## Using the navigation bar

A navigation bar is provided at the bottom of each page of this e-brochure to make browsing it easy. Please follow the simple instructions on the right to navigate through this e-brochure.



Takes the document back to the beginning.



This will take the document to the previous page.



This will take the document to the next page.



This will allow the Acrobat toolbar to be visible if pressed once and it will also make it disappear if already visible.



This will zoom in on the document so smaller text etc will be easier to read. To zoom in further, click the icon again. If the menu bar is not visible then use your mouse by clicking the left hand button and moving it.



This will zoom out of the document. To zoom out further, click the icon again. If the menu bar is not visible then use your mouse by clicking the left hand button and moving it.



This will print out the full brochure to your printer. Please note that if you have a colour printer this document will print in full colour.



This will save the whole document to your computer.

To close this document press esc and then close the document normally.

Whilst every effort is made to reproduce accurate information, we reserve the right to change specifications, equipment and availability without prior notice. This e-brochure can not be regarded as infallible, (some of the vehicles shown may not be to exact UK specification), and as such does not constitute an offer for sale of any particular vehicle of specification. For the latest specification and availability we ask that you contact your local Toyota Centre.



home



previous



next



index



show menu



print



zoom in



zoom out



save



help

