



Das Auto.

The Eos



The Eos. Re-discover your senses.



Model shown is Sport with optional metallic paint.

Imagine driving open-top through the darkness on a summer evening with the stars above you. Feeling the exhilaration of speed as the wind sweeps over you. Seeing, hearing, smelling the world around you with a fresh intensity. Enjoying the seasons as never before. Being at one with the elements. Drive the Volkswagen Eos, and classic coupé combines with sporty cabriolet, giving you the best of both worlds. Never again will you have to choose between them. Never before has driving been such fun.

Live the fantasy.



Model shown is Sport with optional 'Nappa' leather and metallic paint.



Model shown is SE with optional 'Vienna' leather, Bi-Xenon headlights and metallic paint.

An irresistible invitation.

Seize the moment.

Stylish coupé one minute, open-top cabriolet the next – follow your heart and go from windproof luxury to windswept exhilaration at the touch of a button. What better way to experience the world around you in all its glory?

The Eos. Sensational at sunrise, stunning at sunset – whatever the weather.



Unique to the Eos – the large **slide/tilt glass sunroof** is integrated within the fully automatic CSC roof system and can be opened separately at any time. Interior shown is Sport 3.6 V6 with optional 'Nappa' leather upholstery and metallic paint.

Some parts of leather interior will contain artificial leather.



The optional Bi-Xenon headlights with dynamic curve lighting produce a much clearer, brighter light for both dipped and main beam, giving you a clearer view of the road ahead and helping you drive more safely, particularly on winding roads. Optional on all models except S.

From design, comes passion.

Excellent design combines more than just dynamic lines with practicality and functionality. It awakes the emotions within you. Which is why the moment you set your eyes upon the smooth silhouette of the Eos, your heart will skip a beat. The sleek body lines demand attention, with its distinctive front headlights and chrome-plated radiator grille surround capturing the eye, while the muscular rear end gives it a powerful sports appeal. As a coupé, the strong lines of the folding metal roof give the Eos a design that rivals that of any coupé on the road. While as a cabriolet, the style and charisma of the Eos really come to life, when both driver and passengers can enjoy an exhilarating driving experience.

Inside, the ergonomic design and attention to detail is exceptional, with brushed aluminium inserts in the dash and centre console (Sport and Sport 3.6 V6 models only) and chrome surrounds of the air vents highlighting the streamlined interior. In addition, a stylish instrument panel with white illumination and front sports seats with height and lumbar adjustment (standard seats with height adjustment only on S 1.4 TSI 122 PS models) continue the sporty theme.



The rear lights utilise LED technology, which react faster than conventional bulbs, and provide clearer, brighter light.




The body-coloured door mirrors with integrated indicators provide added safety and feature a one-touch operation for overtaking.

Be at one with the world around you.



Models shown are SE with optional 17" 'Westwood' alloy wheels and metallic paint, and S with optional 'Vienna' leather, luxury pack and metallic paint.



From coupé to cabriolet in 25 seconds.


Sunshine or rain, you're ready for both. Thanks to an innovative CSC (Coupé Sunroof Cabriolet) folding steel roof system, you can change from coupé to cabriolet at the touch of a button – enjoying open-top exhilaration or hardtop comfort as the mood takes you. And what's unique about this system is that even with the roof closed, you can open the electric slide/tilt sunroof and fill your lungs with fresh air.

The folding hardtop combines the characteristics of a coupé, sliding glass sunroof and convertible roof, thereby unifying three different car concepts to form a whole. The five-section folding CSC roof system can be lowered automatically in just 25 seconds, transforming the hardtop coupé into a sporty cabriolet. On SE models and above parking sensors with acoustic warning signals, boot lid assistant and optical parking display via the vehicle's audio system help prevent collisions with obstacles to the rear. The radio system, or optional navigation/radio system display provides a visual representation of nearby objects whilst simultaneously reducing audio levels to ensure the acoustic warning signals can be heard, warning you as obstacles become closer.

Models shown are Sport with optional 'Nappa' leather and metallic paint. Some parts of leather interior will contain artificial leather.



Switches for controlling the automatic CSC roof system and slide/tilt glass sunroof are located within the centre console.



An optional wind deflector offers protection from air turbulence to create an even more pleasurable driving experience.



Model shown is Sport with optional 'Nappa' leather*, multifunction steering wheel, 2Zone electronic climate control and metallic paint.

Share the open-top experience with those in the back.

Who says rear passengers shouldn't have as much fun? In the Eos, four generous seats accommodate four adults with ease, with plenty of legroom for those in the back. And thanks to easy entry front seats that slide forwards automatically, it couldn't be easier for rear passengers to get in and out. Which means, wherever you're sitting, front or back, you can enjoy the unique experience of the Eos in total style and comfort.



Leather trim on the handbrake grip, gear knob and three-spoke sports steering wheel gives a high quality feel, blending perfectly with the interior's fine tailoring. Standard on all models except S 1.4 TSI 122 PS. Interior shown features optional 'Nappa' leather.

Some parts of leather interior will contain artificial leather.



Sporty yet elegant, the spacious interior of the Eos exudes first-class build quality down to the smallest detail. Model shown is Sport with optional 'Nappa' leather, multifunction steering wheel, 2Zone electronic climate control and metallic paint. Please note that the multifunction steering wheel features a telephone control button which will not work on UK models.

Some parts of leather interior will contain artificial leather.



Electric front and rear windows feature a one-touch open and close facility. Additionally, all four windows can be operated with the touch of a single button.



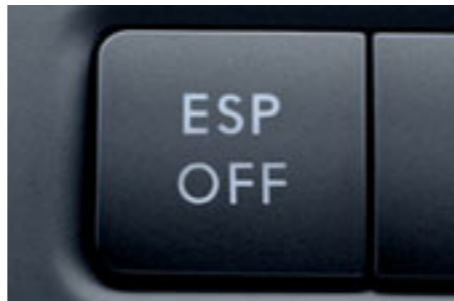
Pure escapism.

Model shown is Sport with optional metallic paint.

Drive safely – without a care in the world.

Not only does the Eos promise fun, excitement and adventure, but also the highest levels of safety and protection. A comprehensive range of intelligent safety features, including an Electronic Stabilisation Programme (ESP) and an Anti-lock Braking System (ABS) with Hydraulic Brake Assist (HBA) helps control the car in critical situations. In addition, the rigid bodyshell, active rollover bar system, whiplash-optimised (WOKS) front head restraints, driver's and front passenger's airbags with passenger's airbag deactivation switch and combined curtain and side impact airbags offer maximum protection.


We cannot dispense with the laws of physics, but we can do everything possible to ensure your safety – leaving you free to enjoy the ride, without a care in the world. What greater freedom could you ask for?



The **Electronic Stabilisation Programme (ESP)** reacts to critical driving situations within milliseconds, helping to maintain control of the vehicle by adjusting the engine's output and controlling the speed of individual wheels.



An **Anti-lock Braking System (ABS)** helps prevent the wheels from locking when braking severely and is fitted as standard.



Following an impact from the rear, the **whiplash-optimised head restraints** help minimise whiplash injuries to the neck and spine.



Front fog lights are neatly mounted in the body-coloured front bumper and help provide clearer vision in bad weather.




Active rollover bars behind the rear seats activate at the slightest hint of a roll or impact, providing exceptional protection for passengers.

All interiors shown feature optional 'Nappa' leather and metallic paint. Some parts of leather interior will contain artificial leather.



The high level **third brake light** with LED technology is harmoniously integrated into the boot lid.



The airbag system comprises **driver's and front passenger's airbags** with **passenger's airbag deactivation switch**, and **combined curtain and side impact airbags** for the front and rear seat occupants.

The freedom to evolve.



Model shown is Sport with optional metallic paint.

Quality comes as standard.

This is a car that doesn't just look good, it feels good too – as you'll discover when you slip into the driving seat. Being a Volkswagen, the ergonomics and build quality speak for themselves – everything is exactly where you'd expect it to be, close at hand and immediately to view, creating a quality interior in which you'll feel immediately at home. A host of refinements include handy storage compartments in the doors, remote unlocking of the boot and fuel flap, a lockable glove compartment with cooling feature, and a lockable load-through provision on the back seat enabling you to transport longer items without affecting passengers. In short, this is a car as individual as it is irresistible.

Equally irresistible is the extensive range of options to further personalise your Eos. Sumptuous leather upholstery or stylish alloy wheels can create an individual look, while the Winter pack and Luxury pack provide everything you need for comfort and driving enjoyment.



Interior shown is S with 'High Spirit' cloth upholstery with optional front centre armrest, radio system RCD 510 and metallic paint.



Front sport seats with height and lumbar adjustment will ensure you find the optimal driving position. Sport seats and lumbar adjustment are not standard on S 1.4 TSI 122 PS.



Front fog lights are neatly mounted in the body-coloured front bumper. Standard on all models.



The standard RCD 310 radio/MP3 compatible CD player with eight speakers and AUX-in socket for connection to an external multimedia source (e.g. iPod and MP3) player. Standard on all models.



Stylish range adjustable halogen clear headlights provide a clear bright light and blend effortlessly into the bodywork.

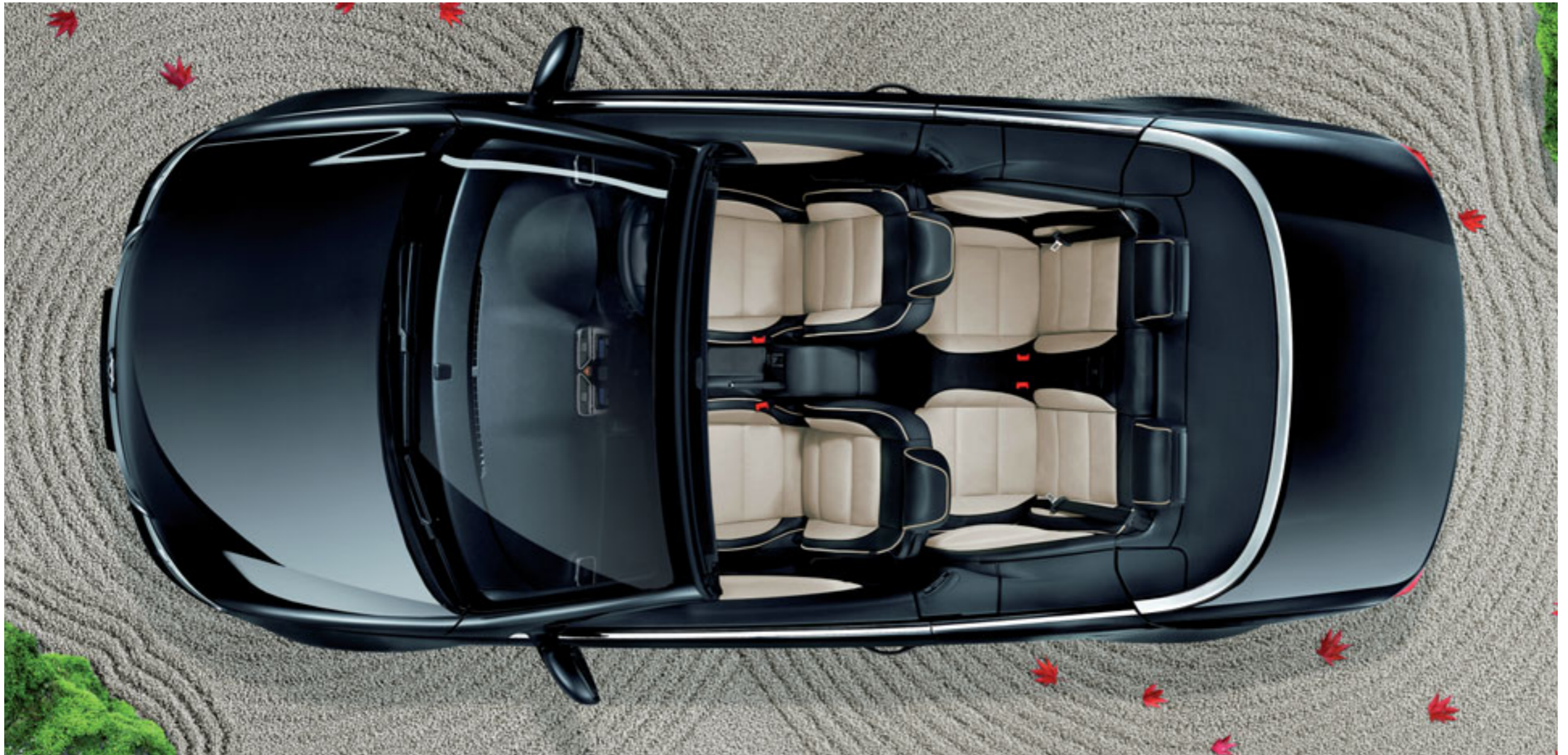


Elegant 16" 'Adelaide' alloy wheels with 215/55 R16 tyres complement the exterior styling of S models.



'Climatic' air conditioning with semi-automatic control produces a pleasant, consistent temperature all year round. Standard on S, SE and Sport models.

Exclusively yours for true individuality.



Fact yet fantasy, restrained yet inspirational, understated yet indulgent. Opposites unite in the Eos Individual, a car uniquely designed to satisfy both heart and head in one exceptional package. Technical capability is enhanced perfectly by aesthetic refinement and attention to detail, as the Volkswagen 'Individual' logo on the front side panels attests.

Some parts of leather interior will contain artificial leather.

Of course, you can keep the Eos Individual to yourself, but with four generous seats, why not share the experience with others? After all it's not every day you get the opportunity to be individual yet altruistic at the same time.

Stand out from the crowd with this truly individual coupé cabriolet, upholstered in the luxurious **two-tone** 'Nappa' leather combination of Cornsilk Beige and Titanium Black.



Heated deep front sport seats with electric lumbar support in striking two-tone 'Nappa' leather ensure you arrive in both comfort and style.

Some parts of leather interior will contain artificial leather.

It's the finer details that make the difference.

The interior of the Eos Individual really is something special. You'll notice that as soon as you look inside. Side sill strips are decorated with the 'Individual' logo, which is also embossed on the front head restraints. Slip into one of the sumptuous heated front sports seats with electric lumbar support and you'll find soft 'Nappa' leather* in Cornsilk Beige and contrasting Titanium Black. It's a colour scheme repeated throughout the interior – the interior door trim, exclusive textile floor mats and trim seams all echoing the gentle beige and elegant black theme. Deep 'Piano Black' lacquer, applied by hand in several layers to create a rich, three-dimensional structure and depth, adorns the decorative inserts in the dashboard, centre console and door trims, providing the perfect finishing touch to the passenger compartment. If you're looking for something that is truly individual, you need look no further. This is original styling at its best.

* Some parts of leather interior will contain artificial leather.



The ergonomically designed leather trimmed sports steering wheel is finished off with beige stitching to create both a sensuous and visual impact.

Interior shown features optional RCD 510 touch-screen radio/dash-mounted MP3 compatible six CD autochanger.



The distinctive beige contrast stitching theme is continued on the gear lever gaiter.



The stylish 'Individual' badging which distinguishes this truly unique car from the crowd.



The electric window and door mirror controls located in the driver's door are easily accessible and are elegantly framed with the beige door panel inserts.



The new ACC (Adaptive Chassis Control) adjusts drive performance between Sport, Comfort and Normal at the press of a button and is standard on Individual 3.6 V6 model.



The DVD touch-screen navigation/radio system includes an SD card reader, MP3, WMA and DVD video data files compatibility, 30 GB hard drive and AUX-in socket for connection to an external multimedia source (e.g. iPod and MP3 player). There is also the option of an additional armrest-mounted six CD autochanger. Optional on all models.



The RCD 510 touch-screen radio system including dash-mounted MP3 compatible six CD autochanger with eight speakers and AUX-in socket for connection to an external multimedia source (e.g. iPod and MP3 player). Optional on all models. Please note: The radio system RCD 510 and the DVD navigation/radio system cannot be specified in conjunction with each other.



Choose either an RCD 510 touch-screen radio system or DVD touch-screen navigation/radio system, and you can also specify the 'Dynaudio' soundpack, delivering a powerful 600 Watt output through ten front and rear speakers for even better acoustics. Tailored for the Eos, it gives you the potential to turn your vehicle into a virtual concert hall, and with the option of having the roof up or down, you decide whether your concert is indoors or in the open air – what greater driving experience could you ask for? Optional on all models.



The Multi Device Interface (MDI) with iPod and USB cables enables you to connect and charge a compatible device, while track selection is viewed and selected via the vehicle's radio system. Optional on all models except S.




2Zone electronic climate control with automatic air recirculation uses electronic temperature control to create an air conditioned environment individually suited to the front seat passengers. Standard on Sport 3.6 V6 and all Individual models, and optional on all other models.

Optional equipment.

We all enjoy different things in life, so why shouldn't your Eos reflect your own personal taste. With a wide range of optional equipment available, you now have the choice to create an individual specification to personalise your Eos. By choosing sumptuous leather upholstery, DVD touch-screen navigation/radio system, in-car entertainment systems or cruise control, just imagine how you could build a car to your personal specification.



Cruise control maintains a constant speed from 20 mph upwards and automatically switches off when the brake or clutch is engaged. Optional on all models.



Gas discharge (Bi-Xenon) dipped and main beam headlights with dynamic curve lighting and automatic range adjustment improve visibility and the headlight washer system ensure they stay clean. Optional on all models except S.



Front seats with electric 12-way adjustment include lumbar support and electrically operated easy entry sliding seats. Optional on all models except S.

Some parts of leather interior will contain artificial leather.



Luxurious **'Vienna' leather** includes heated front sports seats that provide optimum lateral support on tight bends, ensuring maximum driving fun, while fully adjustable height and lumbar support ensures the best possible seating position. Optional on S, SE and Sport and standard on Sport 3.6 V6 models.

Some parts of leather interior will contain artificial leather.



Sumptuous **'Nappa' leather** will create a distinctive look for your Eos. The front sports seats are heated to provide extra comfort, while firm supportive side bolsters and height and lumbar adjustment ensure you reach your destination feeling comfortable and relaxed. Optional on all Sport models.

Some parts of leather interior will contain artificial leather.

Alloy wheels.



'Adelaide' 7J x 16 alloy wheels with 215/55 R16 tyres and anti-theft wheel bolts. Standard on S models.



'Le Mans' 7½J x 17 alloy wheels with 235/45 R17 ContiSeal (self-sealing) tyres and anti-theft wheel bolts. Standard on SE and optional on S models.



'Chicago' by Individual 8J x 18 with 235/40 R18 ContiSeal (self-sealing) tyres and anti-theft wheel bolts. Standard on all Sport and Individual models.



'Westwood' 7½J x 17 alloy wheels with 235/45 R17 ContiSeal (self-sealing) tyres and anti-theft wheel bolts. Optional on SE models.



'Samarkand' 8J x 18 alloy wheels with 235/40 R18 ContiSeal (self-sealing) tyres and anti-theft wheel bolts. Optional on all Sport models.

Inside and out, designed to inspire.



Model shown is Sport with optional leather upholstery and pearl effect paint.

Paint.



Salsa Red
Non-Metallic
4Y



Shadow Blue
Metallic*
P6



Black¹
Non-Metallic
A1



Midnight Blue¹
Metallic*
U1



Reflex Silver
Metallic*
8E



Leonie Blue
Metallic*
Y4



Opal Silver
Metallic*
9A



Deep Black¹
Pearl Effect*
2T



Pewter Grey¹
Metallic*
M8

■ Standard ■ Optional

* Metallic and pearl effect paints are optional at extra cost.
1 Black A1, Pewter Grey M8, Midnight Blue U1 and Deep Black 2T are the only colours available on Individual models.
Please note: Screen technology does not allow for exact reproduction of the paint colours.
For further details, please contact your Volkswagen retailer.

Upholstery.

Titanium Black
'High Spirit' cloth
CA

Standard on S, SE, Sport



Titanium Black
'Vienna' leather* † sports seats
TW

Optional on S, SE, Sport



Titanium Black
'Vienna' leather* sports seats
TW

Standard on Sport 3.6 V6




Cornsilk Beige
'Vienna' leather* † sports seats
TY

Optional on S, SE, Sport



Cornsilk Beige
'Vienna' leather* sports seats
TY

Standard on Sport 3.6 V6




Deep Red
'Nappa' leather* † sports seats
VK

Optional on Sport, Sport 3.6 V6




Cornsilk Beige/Titanium Black
Two-tone 'Nappa' leather* sports seats
IJ

Standard on Individual, Individual 3.6 V6




Titanium Black
'Nappa' leather* † sports seats
ZE

Optional on Sport, Sport 3.6 V6



Cornsilk Beige
'Nappa' leather* † sports seats
ZK

Optional on Sport, Sport 3.6 V6



Standard Optional

* Some parts of leather interior will contain artificial leather.

† Leather upholstery is optional at extra cost.

Please note: Screen technology does not allow for exact reproduction of the upholstery colours.
 For further details, please contact your Volkswagen retailer.

Colour combinations.

	Upholstery	Carpet	Dashboard – top/bottom	Salsa Red 4Y	Black A1	Reflex Silver metallic 8E*	Opal Silver metallic 9A*	Pewter Grey metallic M8*	Shadow Blue metallic P6*	Midnight Blue metallic U1*	Leonie Blue metallic Y4*	Deep Black pearl effect 2T*
‘High Spirit’ cloth Standard – S, SE, Sport	Titanium Black (CA)	Titanium Black	Titanium Black/Titanium Black	●	●	●	●	●	●	●	●	●
‘Vienna’ leather sports seats† Standard – Sport 3.6 V6	Titanium Black (TW)	Titanium Black	Titanium Black/Titanium Black	●	●	●	●	●	●	●	●	●
	Cornsilk Beige (TY)	Dark Cornsilk	Titanium Black/Cornsilk Beige	●	●	●	●	●	●	●	●	●
Two-tone ‘Nappa’ leather sports seats† Standard – Individual	Cornsilk Beige/Titanium Black (CA)	Titanium Black with beige edging	Titanium Black/Cornsilk Beige	–	●	–	–	●	–	●	–	●
‘Vienna’ leather sports seats*† Optional – S, SE, Sport	Titanium Black (TW)	Titanium Black	Titanium Black/Titanium Black	○	○	○	○	○	○	○	○	○
	Cornsilk Beige (TY)	Dark Cornsilk	Titanium Black/Cornsilk Beige	○	○	○	○	○	○	○	○	○
‘Nappa’ leather sports seats*† Optional – Sport, Sport 3.6 V6	Deep Red (VK)	Titanium Black	Titanium Black/Titanium Black	–	○	○	○	○	–	–	–	○
	Titanium Black (ZE)	Titanium Black	Titanium Black/Titanium Black	○	○	○	○	○	○	○	○	○
	Cornsilk Beige (ZK)	Dark Cornsilk	Titanium Black/Cornsilk Beige	○	○	○	○	○	○	○	○	○

* Metallic and pearl effect paints and leather upholstery are optional at extra cost.

† Some parts of leather interior will contain artificial leather.

● Standard ○ Optional – Not available



The 2.0 litre TSI engine delivers an amazing 200 PS.



The DSG gearbox offers a genuine alternative to a manual gearbox because it is able to change gear faster than a manual gearbox and more smoothly than a conventional automatic.

As spine-tingling as you like.

It's up to you to decide just how exhilarating you'd like your Eos to be – with a choice of engines to meet the most demanding driver. For a start, three TSI petrol engines deliver an impressive 122 PS, 160 PS or 200 PS. The basic features common to all TSI engines are the downsizing concept, direct injection and turbocharging. This innovative engineering results in high tech engines with excellent torque and power output combined with low fuel consumption. The first TSI engine, a 1.4 litre generating 122 PS can achieve 42.8 mpg on the Combined fuel cycle* and a CO₂ emission figure of just 154 g/km. The second variant, the 1.4 litre 160 PS can still achieve 41.5 mpg on the Combined fuel cycle*, but can also reach a top speed of 134 mph where the law permits. Finally, generating an impressive 200 PS, the 2.0 litre TSI can accelerate the Eos from standstill to 62 mph in just 7.8 seconds on its way to a top speed of 144 mph where the law permits.

If you're looking for a drive that's nothing short of exceptional, the powerful 3.6 litre V6 petrol engine delivers a truly amazing 260 PS, 350 Nm of torque at 2,400-4,000 rpm, and uses a DSG double clutch transmission for spine-tingling acceleration. 3.6 litre V6 models also include Volkswagen's new ACC (Adaptive Chassis Control) variable suspension – you can select the sport, comfort or normal setting for your journey, enabling the electrically regulated dampers and steering to adapt optimally to road conditions and driving style.

If it's a diesel engine you wish to choose, the 2.0 litre TDI utilises new common rail technology helping to noticeably reduce engine noise levels, fuel consumption and CO₂ emissions, whilst generating a healthy 140 PS. Fitted with a Diesel Particulate Filter (DPF) as standard, this is part of the exhaust system responsible for cleaning the exhaust gases before they enter the atmosphere. It filters the exhaust gases and particles before they leave the vehicle exhaust system, resulting in a cleaner environment and less pollution entering the atmosphere.

All the engines in the Eos range (except the 3.6 litre V6) are all linked to a six speed manual gearbox. The 2.0 litre TSI 200 PS, 3.6 litre V6 and 2.0 litre TDI 140 PS are available with an automatic DSG gearbox. In addition, all DSG models now include auto hold, this feature automatically holds the vehicle when you come to a stop on a hill or a slope and then releases as you pull away, making every journey just that little bit easier.

* Please see the individual specifications in this section for fuel consumption and CO₂ emissions figures.

S, SE – 1.4 litre TSI 122 PS.
Technical specification.

		Manual	
Engine	Engine type	Four cylinder petrol	
	Cubic capacity, ltrs/cc	1.4/1390	
	Max. output, PS ⁽⁰¹⁾ /kW at rpm	122/90 5500	
	Max. torque, lbs.ft/Nm at rpm	148/200 1500-4000	
	Gearbox	Six speed manual	
Weights, kgs	Unladen weight ⁽⁰²⁾	1525	
	Gross vehicle weight	1930	
	Payload ⁽⁰²⁾	480	
	Axle load limit: Front Rear	1000 960	
Trailer load limits, kgs ⁽⁰³⁾	Braked 12% incline	1400	
	Unbraked	750	
	Towbar load limit	75	
Performance	Top speed†, mph (km/h)	122 (196)	
	Acceleration, secs 0 - 62 mph	10.9	
	ABI insurance group, 1 - 20 (1 - 50)‡	10E (18E)	
Environmental information	Fuel grade, minimum	Unleaded, 95 RON ⁽⁰⁴⁾	
	Fuel tank capacity, galls/ltrs	12.1/55	
	Official fuel consumption, mpg/ltr per 100 km ⁽⁰⁶⁾		
	Urban	32.8/8.6	
	Extra-urban	51.4/5.5	
	Combined	42.8/6.6	
	Official CO ₂ emission, g/km ⁽⁰⁷⁾	154	
Emission class	EURO 5		
Noise, dB	71.0		

† Where the law permits.

‡ Please note, from December 2009 the insurance industry will switch from the current rating system of groups 1 - 20 to a new 1 - 50 insurance scale.

Notes.

- 01) The maximum power output figures are quoted in PS (or Pferdestärke, which is the metric equivalent of horsepower). To convert from metric to imperial horsepower, divide the PS figure by 1.0139.
- 02) Figures are calculated in accordance with manufacturer's criteria. The individual unladen weight depends on the specification of the vehicle, this then reduces the possible payload accordingly.
- 03) With increasing altitude the engine performance diminishes. From 1,000 m above sea level and for every 1,000 m thereafter 10% of the vehicle/trailer weight (trailer weight + gross vehicle weight) must be deducted.
- 04) Thanks to the knock control, unleaded four star (at least 95 RON) can be used instead of unleaded Super plus. In order to achieve maximum fuel consumption benefits on the TSI engine, Ultra Low Sulphur Petrol (ULSP) must be used.
- 05) The use of RME and FAME (bio diesel) is not possible.
- 06) Official fuel consumption according to EU Directive 99/94. The consumption calculation according to 1999/100/EC is based on the actual unladen weight of the vehicle. Additional specifications can lead to a higher weight class and hence to consumption figures of this higher weight class. The driving style, road and traffic conditions, environmental influences and vehicle condition can in practice lead to consumption figures, which may differ from those calculated with this standard.
- 07) The weight of a vehicle will influence the level of CO₂ emission it produces; as a result, vehicles with higher levels of specification and factory-fitted options may emit higher levels of CO₂.

SE, Sport – 1.4 litre TSI 160 PS.
Technical specification.

		Manual	
Engine	Engine type	Four cylinder petrol	
	Cubic capacity, ltrs/cc	1.4/1390	
	Max. output, PS ⁽⁰¹⁾ /kW at rpm	160/118 5800	
	Max. torque, lbs.ft/Nm at rpm	177/240 1500-4500	
	Gearbox	Six speed manual	
Weights, kgs	Unladen weight ⁽⁰²⁾	1547	
	Gross vehicle weight	1960	
	Payload ⁽⁰²⁾	488	
	Axle load limit: Front Rear	1040 970	
Trailer load limits, kgs ⁽⁰³⁾	Braked 12% incline	1400	
	Unbraked	750	
	Towbar load limit	75	
Performance	Top speed†, mph (km/h)	134 (215)	
	Acceleration, secs 0 - 62 mph	8.8	
	ABI insurance group, 1 - 20 (1 - 50)‡	13E (24E)	
Environmental information	Fuel grade, minimum	Unleaded, 95 RON ⁽⁰⁴⁾	
	Fuel tank capacity, galls/ltrs	12.1/55	
	Official fuel consumption, mpg/ltr per 100 km ⁽⁰⁶⁾		
	Urban	32.8/8.6	
	Extra-urban	49.6/5.7	
	Combined	41.5/6.8	
	Official CO ₂ emission, g/km ⁽⁰⁷⁾	159	
Emission class	EURO 5		
Noise, dB	72.0		

† Where the law permits.

‡ Please note, from December 2009 the insurance industry will switch from the current rating system of groups 1 - 20 to a new 1 - 50 insurance scale.

Notes.

- 01) The maximum power output figures are quoted in PS (or Pferdestärke, which is the metric equivalent of horsepower). To convert from metric to imperial horsepower, divide the PS figure by 1.0139.
- 02) Figures are calculated in accordance with manufacturer's criteria. The individual unladen weight depends on the specification of the vehicle, this then reduces the possible payload accordingly.
- 03) With increasing altitude the engine performance diminishes. From 1,000 m above sea level and for every 1,000 m thereafter 10% of the vehicle/trailer weight (trailer weight + gross vehicle weight) must be deducted.
- 04) Thanks to the knock control, unleaded four star (at least 95 RON) can be used instead of unleaded Super plus. In order to achieve maximum fuel consumption benefits on the TSI engine, Ultra Low Sulphur Petrol (ULSP) must be used.
- 05) The use of RME and FAME (bio diesel) is not possible.
- 06) Official fuel consumption according to EU Directive 99/94. The consumption calculation according to 1999/100/EC is based on the actual unladen weight of the vehicle. Additional specifications can lead to a higher weight class and hence to consumption figures of this higher weight class. The driving style, road and traffic conditions, environmental influences and vehicle condition can in practice lead to consumption figures, which may differ from those calculated with this standard.
- 07) The weight of a vehicle will influence the level of CO₂ emission it produces; as a result, vehicles with higher levels of specification and factory-fitted options may emit higher levels of CO₂.

Sport, Individual – 2.0 litre TSI 200 PS.
Technical specification.

		Manual	Automatic
Engine	Engine type	Four cylinder petrol	Four cylinder petrol
	Cubic capacity, ltrs/cc	2.0/1984	2.0/1984
	Max. output, PS ⁽⁰¹⁾ /kW at rpm	200/147 5100-6000	200/147 5100-6000
	Max. torque, lbs.ft/Nm at rpm	207/280 1700-5000	207/280 1700-5000
	Gearbox	Six speed manual	Six speed auto DSG
Weights, kgs	Unladen weight ⁽⁰²⁾	1589	1606
	Gross vehicle weight	2000	2020
	Payload ⁽⁰²⁾	486	489
	Axle load limit: Front Rear	1070 960	1090 960
Trailer load limits, kgs ⁽⁰³⁾	Braked 12% incline	1500	1500
	Unbraked	750	750
	Towbar load limit	75	75
Performance	Top speed†, mph (km/h)	144 (232)	142 (229)
	Acceleration, secs 0 - 62 mph	7.8	7.8
	ABI insurance group, 1 - 20 (1 - 50)‡	15E (30E)	15E (30E)
Environmental information	Fuel grade, minimum	Unleaded, 95 RON ⁽⁰⁴⁾	Unleaded, 95 RON ⁽⁰⁴⁾
	Fuel tank capacity, galls/ltrs	12.1/55	12.1/55
	Official fuel consumption, mpg/ltr per 100 km ⁽⁰⁶⁾		
	Urban	27.4/10.3	27.4/10.3
	Extra-urban	45.6/6.2	45.6/6.2
	Combined	36.7/7.7	36.7/7.7
	Official CO ₂ emission, g/km ⁽⁰⁷⁾	178	178
	Emission class	EURO 5	EURO 5
Noise, dB	73.0	73.0	

† Where the law permits.

‡ Please note, from December 2009 the insurance industry will switch from the current rating system of groups 1 - 20 to a new 1 - 50 insurance scale.

Notes.

- 01) The maximum power output figures are quoted in PS (or Pferdestärke, which is the metric equivalent of horsepower). To convert from metric to imperial horsepower, divide the PS figure by 1.0139.
- 02) Figures are calculated in accordance with manufacturer's criteria. The individual unladen weight depends on the specification of the vehicle, this then reduces the possible payload accordingly.
- 03) With increasing altitude the engine performance diminishes. From 1,000 m above sea level and for every 1,000 m thereafter 10% of the vehicle/trailer weight (trailer weight + gross vehicle weight) must be deducted.
- 04) Thanks to the knock control, unleaded four star (at least 95 RON) can be used instead of unleaded Super plus. In order to achieve maximum fuel consumption benefits on the TSI engine, Ultra Low Sulphur Petrol (ULSP) must be used.
- 05) The use of RME and FAME (bio diesel) is not possible.
- 06) Official fuel consumption according to EU Directive 99/94. The consumption calculation according to 1999/100/EC is based on the actual unladen weight of the vehicle. Additional specifications can lead to a higher weight class and hence to consumption figures of this higher weight class. The driving style, road and traffic conditions, environmental influences and vehicle condition can in practice lead to consumption figures, which may differ from those calculated with this standard.
- 07) The weight of a vehicle will influence the level of CO₂ emission it produces; as a result, vehicles with higher levels of specification and factory-fitted options may emit higher levels of CO₂.

Sport 3.6 V6, Individual 3.6 litre V6 260 PS.
Technical specification.

		Automatic	
Engine	Engine type	Six cylinder petrol	
	Cubic capacity, ltrs/cc	3.6/3597	
	Max. output, PS ⁽⁰¹⁾ /kW at rpm	260/191 6000	
	Max. torque, lbs.ft/Nm at rpm	258/350 2400-4000	
	Gearbox	Six speed auto DSG	
Weights, kgs	Unladen weight ⁽⁰²⁾	1674	
	Gross vehicle weight	2060	
	Payload ⁽⁰²⁾	461	
	Axle load limit: Front Rear	1110 980	
Trailer load limits, kgs ⁽⁰³⁾	Braked 12% incline	1500	
	Unbraked	750	
	Towbar load limit	75	
Performance	Top speed†, mph (km/h)	155 (250)	
	Acceleration, secs 0 - 62 mph	6.9	
	ABI insurance group, 1 - 20 (1 - 50)‡	18E (36E)	
Environmental information	Fuel grade, minimum	Unleaded, 95 RON ⁽⁰⁴⁾	
	Fuel tank capacity, galls/ltrs	12.1/55	
	Official fuel consumption, mpg/ltr per 100 km ⁽⁰⁶⁾		
	Urban	21.4/13.2	
	Extra-urban	41.5/6.8	
	Combined	30.7/9.2	
	Official CO ₂ emission, g/km ⁽⁰⁷⁾	214	
Emission class	EURO 5		
Noise, dB	73.0		

† Where the law permits.

‡ Please note, from December 2009 the insurance industry will switch from the current rating system of groups 1 - 20 to a new 1 - 50 insurance scale.

Notes.

- 01) The maximum power output figures are quoted in PS (or Pferdestärke, which is the metric equivalent of horsepower). To convert from metric to imperial horsepower, divide the PS figure by 1.0139.
- 02) Figures are calculated in accordance with manufacturer's criteria. The individual unladen weight depends on the specification of the vehicle, this then reduces the possible payload accordingly.
- 03) With increasing altitude the engine performance diminishes. From 1,000 m above sea level and for every 1,000 m thereafter 10% of the vehicle/trailer weight (trailer weight + gross vehicle weight) must be deducted.
- 04) Thanks to the knock control, unleaded four star (at least 95 RON) can be used instead of unleaded Super plus. In order to achieve maximum fuel consumption benefits on the TSI engine, Ultra Low Sulphur Petrol (ULSP) must be used.
- 05) The use of RME and FAME (bio diesel) is not possible.
- 06) Official fuel consumption according to EU Directive 99/94. The consumption calculation according to 1999/100/EC is based on the actual unladen weight of the vehicle. Additional specifications can lead to a higher weight class and hence to consumption figures of this higher weight class. The driving style, road and traffic conditions, environmental influences and vehicle condition can in practice lead to consumption figures, which may differ from those calculated with this standard.
- 07) The weight of a vehicle will influence the level of CO₂ emission it produces; as a result, vehicles with higher levels of specification and factory-fitted options may emit higher levels of CO₂.

S†, SE, Sport, Individual – 2.0 litre TDI 140 PS.
Technical specification.

		Manual	Automatic
Engine	Engine type	Four cylinder diesel	Four cylinder diesel
	Cubic capacity, ltrs/cc	2.0/1968	2.0/1968
	Max. output, PS ⁽⁰¹⁾ /kW at rpm	140/103 4200	140/103 4200
	Max. torque, lbs.ft/Nm at rpm	236/320 1750-2500	236/320 1750-2500
	Gearbox	Six speed manual	Six speed auto DSG†
Weights, kgs	Unladen weight ⁽⁰²⁾	1627	1649
	Gross vehicle weight	2030	2060
	Payload ⁽⁰²⁾	478	486
	Axle load limit: Front Rear	1090 970	1120 970
Trailer load limits, kgs ⁽⁰³⁾	Braked 12% incline	1500	1500
	Unbraked	750	750
	Towbar load limit	75	75
Performance	Top speed‡, mph (km/h)	128 (206)	126 (203)
	Acceleration, secs 0 - 62 mph	10.3	10.3
	ABI insurance group, 1 - 20 (1 - 50)‡	12E (21E)	12E (21E)
Environmental information	Fuel grade, minimum	Diesel ⁽⁰⁵⁾	Diesel ⁽⁰⁵⁾
	Fuel tank capacity, galls/ltrs	12.1/55	12.1/55
	Official fuel consumption, mpg/ltr per 100 km ⁽⁰⁶⁾		
	Urban	38.7/7.3	35.8/7.9
	Extra-urban	60.1/4.7	56.5/5.0
	Combined	50.4/5.6	46.3/6.1
	Official CO ₂ emission, g/km ⁽⁰⁷⁾	148	159
	Emission class	EURO 5	EURO 5
Noise, dB	69.0	69.0	

† Six speed auto DSG not available on S models.

‡ Where the law permits.

± Please note, from December 2009 the insurance industry will switch from the current rating system of groups 1 - 20 to a new 1 - 50 insurance scale.

Notes.

- 01) The maximum power output figures are quoted in PS (or Pferdestärke, which is the metric equivalent of horsepower). To convert from metric to imperial horsepower, divide the PS figure by 1.0139.
- 02) Figures are calculated in accordance with manufacturer's criteria. The individual unladen weight depends on the specification of the vehicle, this then reduces the possible payload accordingly.
- 03) With increasing altitude the engine performance diminishes. From 1,000 m above sea level and for every 1,000 m thereafter 10% of the vehicle/trailer weight (trailer weight + gross vehicle weight) must be deducted.
- 04) Thanks to the knock control, unleaded four star (at least 95 RON) can be used instead of unleaded Super plus. In order to achieve maximum fuel consumption benefits on the TSI engine, Ultra Low Sulphur Petrol (ULSP) must be used.
- 05) The use of RME and FAME (bio diesel) is not possible.
- 06) Official fuel consumption according to EU Directive 99/94. The consumption calculation according to 1999/100/EC is based on the actual unladen weight of the vehicle. Additional specifications can lead to a higher weight class and hence to consumption figures of this higher weight class. The driving style, road and traffic conditions, environmental influences and vehicle condition can in practice lead to consumption figures, which may differ from those calculated with this standard.
- 07) The weight of a vehicle will influence the level of CO₂ emission it produces; as a result, vehicles with higher levels of specification and factory-fitted options may emit higher levels of CO₂.

The technology.

Transmission

- Six speed manual: 1.4 litre TSI 122 PS, 1.4 litre TSI 160 PS, 2.0 litre TSI 200 PS, 2.0 litre TDI 140 PS
- Six speed automatic DSG: 2.0 litre TSI 200 PS, 3.6 litre V6 260 PS, 2.0 litre TDI 140 PS

Brakes

- Electronically controlled Anti-lock Braking System (ABS) with Electronic Brake-pressure Distribution (EBD)
- Hydraulic Brake Assist (HBA)

Running gear

- Electronic Stabilisation Programme (ESP) including Electronic Differential Lock (EDL) and Traction Control (ASR)

Steering

- Electro-mechanical steering rack, height and lengthways adjustable
- Collapsible safety steering column

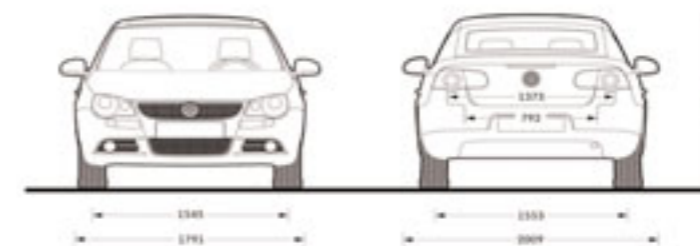
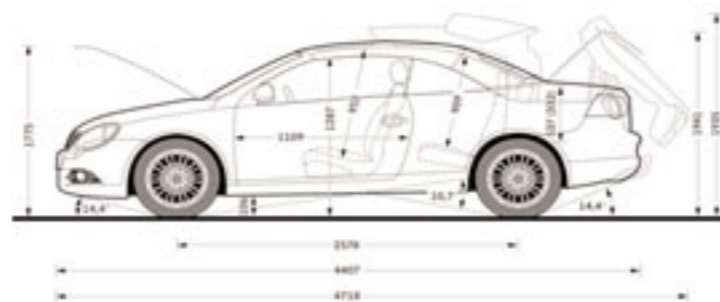
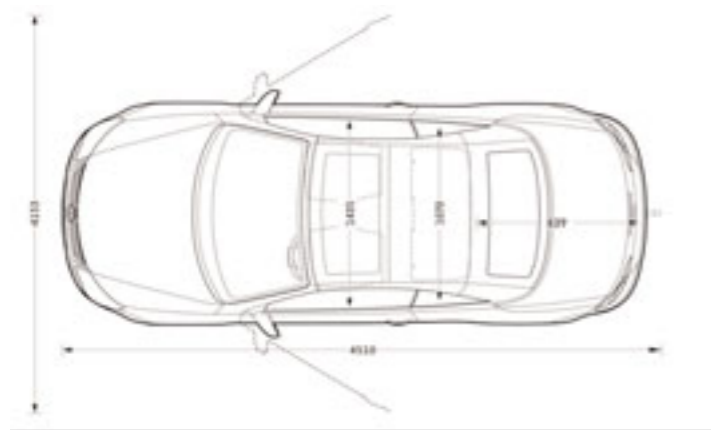
Engines

- Front transverse-installed engine
- 1.4 litre/122 PS⁽⁰¹⁾ (90 kW) petrol engine: CAXA TSI engine with homogeneous mode (Lambda 1), stratified high-pressure start, double injection catalytic converter heating, turbocharger with waste gate, air-to-liquid charge-air cooling, maintenance-free timing chain, plastic intake manifold with integrated intercooler, continuous inlet camshaft timing adjustment, grey cast iron cylinder block, steel crankshaft, duo-centric oil pump, dual-circuit cooling system. Fuel system regulated according to requirements using high-pressure fuel pump with integrated pressure limiting valve
- 1.4 litre/160 PS⁽⁰¹⁾ (118 kW) petrol engine: TBA
- 2.0 litre/200 PS⁽⁰¹⁾ (147 kW) petrol engine: four cylinder in-line engine, aluminium cylinder head, four valves per cylinder with roller rocker finger valve drive, electronic direct injection (TSI), variable inlet valve timing, programmed ignition with cylinder-selective anti-knock control, four single spark ignition coils, longlife spark plugs, exhaust gas turbocharger, three-way close-coupled pre-catalyst and underbody catalyst, lambda control
- 3.6 litre/260 PS⁽⁰¹⁾ (191 kW) petrol engine: six cylinder transverse engine in 'V' format, aluminium cylinder head, four valves per cylinder with roller rocker valve lever drive, electronic indirect injection, six single spark ignition coils, three-way catalyst, lambda control
- 2.0 litre/140 PS⁽⁰¹⁾ (103 kW) common rail diesel engine: EU5 emissions standard, four cylinder in-line engine, four valves per cylinder, aluminium-silicon alloy cylinder head, reduced piston crown volume (improves swirl generation in the cylinder), toothed backlash compensator, intake manifold with electric continual tumble flap control, electronically controlled common rail direct injection fuel system with Bosch high pressure pump (up to 1800 bar) and 8-hole piezo injector units, pre-supply electronic fuel pump, oil cooler, intercooler, low temperature exhaust gas recirculation, additional coolant pump, turbocharger with variable turbine geometry, catalytic converter and Diesel Particulate Filter (DPF)

Technical specification dimensions.

Maximum luggage capacity, litres VDA measuring method using 200 x 100 x 50 mm blocks	As coupé (3.6 V6)	380 (358)
	As cabriolet (3.6 V6)	205 (183)

Exterior dimensions	Length, mm	4407
	Width – including door mirrors, mm	2009
	Width – excluding door mirrors, mm	1791
	Width – opened front doors, mm	4153
	Height, mm	1437
	Height – opened bonnet/floor, mm	1775
	Height – opened tailgate/floor, mm	1941
	Wheelbase, mm	2578
	Turning circle, metres	10.9



01 The maximum power output figures are quoted in PS (or Pferdestärke, which is the metric equivalent of horsepower). To convert from metric to imperial horsepower, divide the PS figure by 1.0139.

Volkswagen service for your peace of mind.

The Volkswagen Warranty.

Three-year Warranty.

All Volkswagen Eos' come with a three-year/60,000 miles warranty, which protects your car against the failure of most mechanical and electrical components due to manufacturing defects. This comprises a two-year manufacturer's warranty with unlimited mileage plus a further one-year/60,000 miles (whichever is soonest) Retailer Warranty. Should the mileage exceed 60,000 miles within the first two years, the manufacturer's two-year warranty will still be valid. If an additional warranty for subsequent years or higher mileage is desired, it may be purchased from an authorised Volkswagen retailer or repairer; however, this additional warranty must be purchased before the mileage reaches 60,000*. Full details of the three-year warranty are available from your authorised Volkswagen retailer or repairer.

* All warranty work must be completed by an authorised Volkswagen retailer or repairer.

Three-year Paint Warranty.

The paintwork of the Eos is covered against manufacturing defects for a period of three years. Naturally, the Eos must be cared for in compliance with the operating instructions which will be found in your vehicle handbook. Please consult your authorised Volkswagen retailer or repairer for full warranty details.

12-year Body Protection Warranty.

The internal body sections and panels of the Eos' are covered against rusting through from the inside for 12 years. Naturally, the Eos must be cared for in compliance with the operating instructions. Please consult your authorised Volkswagen retailer or repairer for full warranty details.

Service Intervals.

Volkswagen are pleased to offer you a choice on how your Eos is serviced. The appropriate selection is entirely dependent on how the car is likely to be driven and its general use. To help you identify which type of service would be most suitable, please refer to the following guide.

The Time and Distance Service is recommended for vehicles that will cover less than 10,000 miles in 12 months and if the vehicle is likely to be used in the following way:

- Predominantly urban driving, short journeys with frequent cold starts.
- Activities regularly producing high engine loading, e.g. frequent hill climbs, driving with vehicle fully loaded and towing.
- Uneconomical driving style using high rpms with heavy acceleration and heavy braking.

The service intervals for the Time and Distance Service are as follows:

- Oil change service
Every 10,000 miles/1 year (whichever is soonest).
- Interval service
Every 20,000 miles/2 years (whichever is soonest).
- Inspection service
Every 40,000 miles/3 years (whichever is soonest).

The LongLife Service is recommended for vehicles with a daily mileage of more than 25 miles where the vehicle is driven regularly mainly on longer distance journeys. The vehicle is driven mainly at a constant speed with minimum vehicle and engine loading, minimal towing and driven in an economical manner.

With the LongLife Service the vehicle can cover anywhere between 10,000[†] and a maximum of 18,000[†] miles or 24 months (whichever is soonest) between oil changes. Inspection service is typically in the third year of ownership and thereafter every second year, for vehicles with an approximate annual mileage of 10,000 miles.

[†] Please note that mileages are approximate as the service indicator system uses kilometres as the distance measurement. Please consult your authorised Volkswagen retailer or repairer for advice and full details.

Approved Accessories.

A comprehensive range of accessories from alloy wheels to carpet mats is available to complement the factory-fitted option list. Volkswagen approved accessories purchased from and fitted by your authorised Volkswagen retailer at the point of vehicle sale will also benefit from the three-year vehicle warranty.

Volkswagen Insurance[‡].

Competitive and comprehensive motor insurance designed especially for Volkswagen drivers. All new and Approved Used Volkswagens come with complimentary seven-day cover upon request – we'll e-mail a cover note straight to your retailer, enabling them to tax your car easily. This way, you can drive straight out of the showroom. Taking out annual cover is easy and it can start when the seven-day cover expires. For more information contact your local Volkswagen retailer or call 0800 051 3136.

[‡] Volkswagen Insurance is underwritten and administered by Zurich Insurance plc. Volkswagen Insurance is a trading name of Volkswagen Insurance Service (Great Britain) Limited which is an appointed representative of Volkswagen Financial Services (UK) Limited. Zurich Insurance plc and Volkswagen Financial Services (UK) Limited are both authorised and regulated by the Financial Services Authority.

Extended Warranty.

You may purchase additional protection from your authorised Volkswagen retailer or repairer, or contact 0870 9000 115.

Volkswagen Finance[±].

Volkswagen Finance specialises in providing funding solutions for Volkswagen drivers. Whether your Volkswagen is for private or business use, you can choose from a range of funding options.

- Solutions – a personal contract plan
- Hire purchase
- Lease purchase
- Finance lease
- Contract hire

With all Volkswagen Finance products you can choose a fixed-cost maintenance plan to help you budget for your servicing and maintenance costs.

No matter what finance product you choose, your local Volkswagen retailer will be able to provide you with a personalised quote that could meet your budget and vehicle needs.

[±] Volkswagen Finance is a trading name of Volkswagen Financial Services (UK) Limited. An offer of finance depends on certain conditions. Available to people over 18 in the UK only.

Volkswagen Roadside Assistance.

Every new car is registered for Volkswagen Roadside Assistance for one year. This provides vehicle home and roadside recovery in the unlikely event of a breakdown in the UK and Europe (subject to conditions). Volkswagen Roadside Assistance can also be purchased for subsequent years. For full details, please contact your authorised Volkswagen retailer or repairer.

Tax Free Sales.

For full details, please contact your authorised Volkswagen retailer.

CO₂ Emission.

Increased weight of a vehicle, including higher trim levels and the addition of options will have a detrimental influence on the level of fuel consumption and CO₂ emissions produced.

The CO₂ and fuel consumption figures are obtained from tests on a representative vehicle of the type, conducted and approved in accordance with Council Directive 80/1268/EEC as amended by Directive 1999/100/EC (or later) on the approximation of the laws of the member states relating to the carbon dioxide emissions and the fuel consumption of motor vehicles.

Please Note:

Some illustrations in this brochure do not necessarily reflect UK specifications and may not be available. In particular, controls and some items of equipment are positioned differently for the UK.

The specifications contained in this brochure are for information purposes only and are subject to change. If you require any specific feature, you must consult your authorised Volkswagen retailer who is regularly updated with any change in specification. Please check model availability and full specification details with your authorised Volkswagen retailer prior to ordering.

Note: We would like to advise you that telephone calls to Volkswagen Customer Care may be monitored and recorded as part of our training and quality assurance processes. All our monitoring and recording processes meet Ofcom regulations.