



Das Auto.

The Golf Plus





Model shown is SE with optional 17" 'Estoril' alloy wheels and metallic paint.



The Golf Plus, for those who need a little more space.

However you lead your life, the Golf Plus has the answers. It offers endless options and practical solutions to suit your lifestyle, giving you the freedom to live life to the full. Weekends away, family holidays, shopping trips or adventure sports, the Golf Plus takes them all in its stride. Its enormous versatility also means that you can experience a car that is not only incredibly spacious, but is also powerful, dynamic, secure and safe.

Model shown is SE with optional metallic paint.



Interior shown is Sport with optional 2Zone electronic climate control and front centre armrest.

More room for movement.

The Golf Plus gives you more room for movement – in every direction. With a roofline that stands 95 mm taller than the standard Golf, you'll immediately notice a difference. In fact, front passengers have 20 mm more headroom and an additional 22 mm of shoulder room. With seating positions raised by 75 mm for the driver and front passenger, and 85 mm for rear passengers, there's considerably better visibility when driving, and it's easier for everyone getting in and out. The extra space ensures everyone enjoys total comfort and luxury, however long the journey.



01

- 01** A roofline increased by 95 mm over the standard Golf creates a generous sense of space, yet fits seamlessly into the Golf's aesthetic lines. Model shown is Sport with optional 17" 'Estoril' alloy wheels, Winter pack and pearl effect paint.
- 02** The electrically heated and adjustable door mirrors feature integrated indicators to signal your intended actions to other road users.
- 03** The latest in halogen technology is utilised in the adjustable headlights ensuring optimum illumination of the road, enabling you to see and be seen.
- 04** The rear lights employ long life LEDs instead of conventional bulbs, with the ability to change colour and function as a rear light, brake light or indicator light.

A true Volkswagen. High quality down to the smallest detail.

You'll notice that the Golf Plus is distinctive, made without compromise and exudes quality right down to the smallest detail. But it's not just first impressions where the Golf Plus excels.

With its dynamic chassis, galvanised body and host of refinements, this is a car built to deliver – and to last, ensuring you enjoy class-leading performance throughout its lifetime. A true Volkswagen.



02



03



04

Create your own space.

01 – 02 Boot space can easily be extended to meet your needs.




Rear seats slide forwards and backwards to increase the boot space from 395 litres to a maximum of 505 litres, or to increase passengers' legroom.

03 The **front centre armrest** contains a handy storage compartment, two rear air vents and cup holders. Standard on Luna, BlueMotion and SE models and optional on Sport.

Imagine a car so flexible it enables you to create your own interior space, to suit your individual needs. That's the beauty of the Golf Plus. It's packed with so many intelligent ideas, there is space for everything. Going away with friends for the weekend? The spaciousness of both front and rear seats means everyone travels in comfort.

Carrying something bulky? The flexibility of the moveable rear seat and backrests, which can be folded down to form a near flat surface when used in conjunction with the variable cargo platform, means you're prepared to carry any size of load.

Need extra storage? Versatile storage compartments, a variable cargo platform and storage tray package (optional on Sport) ensures an abundant amount of space for all the requirements of everyday life. With such exceptional versatility, there's no question about capability. The Golf Plus has an answer for everything.



04 The rear seats split 60:40 and can be folded down separately for clever use of space.

05 The backrest of the front passenger seat can also be folded down almost flat, making the Golf Plus ideal for carrying particularly long objects. Optional on all models.

06 The boot floor can be set at two levels: deep, giving increased boot capacity and high, providing an almost flat loading floor with the rear seats folded down. Standard on all models.

07 Folding down both the rear seats and the front passenger seat gives an impressive luggage volume of 1,450 litres. Please note the flat folding front passenger seat is optional on all models.

08 Extended storage areas in the roof console are the ideal place to hold the things you need close to hand. They add to the numerous different storage possibilities throughout the Golf Plus. Standard on Luna, BlueMotion and SE models and optional on Sport. (Not available in conjunction with electric glass sunroof.)

09 Drawers beneath the front seats provide a well-protected space for all those bits and pieces required on your travels. Standard on SE and Sport.

Please note that the interiors shown are left-hand drive models with 2Zone electronic climate control and DVD touch-screen navigation/radio system. With UK right-hand drive models the larger portion of the split folding rear seat backrest is situated behind the front passenger's seat and not the driver's seat.



Safety features designed to protect.

Interior shown is SE with optional leather upholstery and side airbag system for rear seat passengers. Some parts of leather interior will contain artificial leather.



Model shown is Sport with optional 17" 'Estoril' alloy wheels and metallic paint.


Safety is fundamental to the Volkswagen philosophy. So it's not surprising to find that the Golf Plus includes a whole range of new generation safety features making it one of the safest cars on the road today.

Active safety.


Active safety features are designed to help prevent an accident in the first place and include a sensor-controlled Electronic Stabilisation Programme (ESP) that reacts in milliseconds to critical driving situations by controlling the speed of individual wheels, an Anti-lock Braking System (ABS) to help prevent wheels from locking in an emergency braking situation, and Hydraulic Brake Assist (HBA) to help maximise the braking effort. In addition, under emergency braking the hazard lights are automatically activated.



01 Disc brakes all round, the front with interior ventilation, ensure optimum brake power at anytime.



02 The Electronic Stabilisation Programme (ESP) detects critical situations and reacts in milliseconds by controlling the speed of individual wheels.



03 The Anti-lock Braking System (ABS) prevents the wheels from locking, even under severe braking.



04 Fog lights are located in the front bumper for additional safety in situations of poor visibility. Standard on Sport and optional on SE models.

01 The Golf Plus is constructed around an **extremely rigid bodyshell** that has been crafted using state-of-the-art laser welding techniques.

02 Whiplash-optimised front head restraints provide additional protection for the neck and spine in the event of a rear impact.



01

Passive safety.

Passive safety features are designed to minimise injury in the event of an accident. The rigid bodyshell is immensely strong and can absorb extremely high impact energy, protecting the driver and passengers within an inner safety cell. There are whiplash-optimised front head restraints which help minimise whiplash injuries in the event of an impact from the rear, three-point seat belts for all seats and an abundance of airbags, including two front, two front side impact and two curtain airbags. There is also an audible and visual reminder to wear a seat belt if the driver's or front seat passenger's seat belt is unfastened. With so much protection, it's good to know it's not only you who can depend on the Golf Plus, but anyone who encounters it.



02



03

03 The three-point front seat belts are height adjustable and fitted with tensioners.



04

04 Four load lashing rings in the boot ensure you always carry luggage safely.



05

05 Every Golf Plus benefits from six airbags for all-round protection. The front passenger airbag can also be deactivated if required.

A new definition of space.



Model shown is Sport with optional 17" 'Estoril' alloy wheels and metallic paint.



01

01 The stylish interior of the Luna with durable 'Media' cloth upholstery.

The Golf Plus Luna.

The Golf Plus Luna certainly cuts a dash with a sleek look that's sure to stimulate your senses. Eye-catching 15 inch 'Misano' alloy wheels with 195/65 R15 tyres give a distinctive look, while body-coloured door mirrors, bumpers, bump strips, front grille and door handles create a unique body shape, and rear lights with LED technology ensure greater visibility.

When you step inside the Golf Plus Luna, the first thing that strikes you is a sense of spaciousness. This creates an immediate feeling of relaxation, which is coupled by some sophisticated touches and high specification. Fitted as standard are such luxuries as speed-sensitive power-assisted steering, remote central locking and an automatic coming/leaving home lighting function, while the RCD 210 radio/MP3 compatible CD player with four speakers, electric front and rear windows, and 'Climatic' semi-automatic air conditioning ensure you get the most from the driving experience. Thoughtful extras include electrically heated and adjustable door mirrors, a three-spoke steering wheel, front centre armrest with a storage compartment, two rear air vents and cup holders, and numerous other storage compartments and trays to keep the interior tidy.

It's not just ergonomics where the Golf Plus Luna excels. The safety features are exceptional too, with driver's and front passenger's airbags, front seat side impact airbags, and a curtain airbag system for front and rear passengers. Driver's and front passenger's whiplash-optimised head restraints, ABS (Anti-lock Braking System) and ESP (Electronic Stabilisation Programme) complete the safety package, ensuring you feel totally protected wherever you drive.



02

02 'Climatic' air conditioning with semi-automatic control produces a pleasant, consistent temperature throughout.



03

03 Front and rear electric windows are conveniently located in the driver's door for ease of use.



04

04 15" 'Misano' alloy wheels, with 195/65 R15 tyres provide an exclusive look to the Luna's exterior.



05

05 Sun visors incorporating a vanity mirror for both the driver and front passenger are a handy feature.



06

06 The electrically heated and adjustable door mirrors are body-coloured and feature integrated indicators.



01 The luxurious interior of the SE with stylish 'Opera' loop-velour upholstery.

The Golf Plus SE.

Those looking for an extra touch of luxury cannot fail to be impressed by the Golf Plus SE. For those drivers who require that little bit extra, SE models have a wealth of additional features fitted as standard, ensuring you travel in total comfort and style.

16 inch 'Hockenheim' alloy wheels with 205/55 R16 tyres provide the first clue that this is a car of above average specification. Smooth 'Opera' loop-velour upholstery provides the second, ensuring you feel the quality as well as see it. The leather trimmed three-spoke steering wheel, gear knob and handbrake grip only enhance the story, as do the reading lights with chrome surrounds.

Front comfort seats have both height and lumbar adjustment, to suit individual requirements. The RCD 310 radio/MP3 compatible CD player with eight speakers and AUX-in socket for connection to an external multimedia source e.g. iPod and MP3 player, provides superior sound and cruise control enables you to relax a little more whilst driving. Other interior benefits also include driver's and front passenger's under seat drawer, folding tables on the back of the front seats and a 12V socket in the luggage compartment. The 'Midline' multifunction computer provides useful statistics about your journey, and an alarm with interior protection offers you additional peace of mind when leaving your car. With such specification at your fingertips, there is only one word to describe the Golf Plus SE. Outstanding.

02 Folding tables on the back of the front seats are a convenient addition to any journey.

03 The front centre armrest has a handy storage compartment and also provides the rear seat passengers with two rear air vents and cup holders for comfort and convenience.

04 The classic looking 16" 'Hockenheim' alloy wheels with 205/55 R16 tyres provide an elegant look.

05 The multifunction computer 'Midline' displays important data such as outside temperature, fuel consumption, average speed, distance and journey time.





01

- 01** Interior shown is Sport with optional RCD 510 touch-screen radio/dash-mounted MP3 compatible six CD autochanger with eight speakers and AUX-in socket for connection to an external multimedia source (e.g. iPod and MP3 player) and 2Zone electronic climate control.
- 02** 16" 'Mugello' alloy wheels with 205/55 R16 tyres create a dynamic look to the Sport's exterior.



02



03

- 03** Front fog lights, integrated neatly within the front bumpers, help provide clearer vision in bad weather.



04

- 04** The RCD 310 radio/MP3 compatible CD player with eight powerful speakers and AUX-in socket for connection to an external multimedia source e.g. iPod and MP3 player, will ensure maximum enjoyment on any journey.

The Golf Plus Sport.

One look at the exterior of the Golf Plus Sport and you know this is a car that will live up to your dreams. 16 inch 'Mugello' alloy wheels with 205/55 R16 tyres give an exciting, sporty look. Sports suspension lowered by approximately 15 mm speaks volumes about the experience to come and front fog lights mounted within the front bumper provide extra visibility when driving in bad weather.

Sit inside and feel the anticipation building as you wait to put the Golf Plus Sport through its paces. Contemporary 'Siempre' cloth upholstery feels both comfortable and practical, the leather trimmed three-spoke steering wheel, gear knob and handbrake grip gives the feel of a true sports performer, while stylish attention to detail, such as chrome surrounds around the reading lights, exudes quality and luxury. Fully adjustable front sports seats provide optimum support when cornering, 'Climatic' air conditioning keeps the interior temperature just right and the RCD 310 radio/MP3 compatible CD player with AUX-in socket and eight speaker audio system delivers crystal clear sound quality. With a 'Midline' multifunction computer providing essential information, a host of practical touches providing masses of storage space, and a comprehensive package of safety features providing maximum protection, the interior specification is nothing short of exceptional.

But enough of aesthetics, you get the picture. There is only thing left to do. Turn on the ignition and let the enjoyment begin. What other model combines such practicality and spaciousness with such exhilaration and style?

The BlueMotion Golf Plus.



Model shown is BlueMotion Golf Plus with optional metallic paint.



01

The BlueMotion Golf Plus.


The BlueMotion Golf Plus offers impressive environmental credentials by intelligently refining existing technology, from aerodynamics to gear ratios. These factors, as well as dynamic lines reduce the vehicle's air resistance and, combined with low rolling resistance tyres and sports suspension help produce exceptional economy. A combination of all these refinements delivers a package that offers outstanding economy up to 58.9 mpg over the Combined fuel cycle*. The high performance 1.9 TDI 105 PS engine with DPF (Diesel Particulate Filter) comfortably reaches 250 Nm of torque at 1,900 rpms with an impressively low CO₂ emission of 127 g/km.

However, despite all the refinements to make the BlueMotion such an economical car, there really hasn't been any compromise on standard equipment. Inside, for example, the BlueMotion is well equipped with an RCD 210 radio/MP3 compatible CD player with four speakers, electric windows front and rear, sliding and reclining rear seats, multifunction computer (Highline) including visual gear change recommendation for optimum fuel consumption, remote control central locking and an electronic engine immobiliser to help protect against theft. Thoughtful extras continue with 'Climatic' semi-automatic air conditioning, dusk sensor, rain sensor, automatic coming/leaving home lighting function, variable boot floor, height and reach adjustable steering column and height-adjustable driver's seat, which will help achieve a really comfortable driving position. Outside, the stylish exterior of the BlueMotion includes 15 inch 'Misano' alloy wheels with low rolling resistance tyres, sports suspension, heat insulating tinted glass, body-coloured bumpers and bump strips, and electrically heated and adjustable body-coloured door mirrors.

Volkswagen's highest levels of safety and quality build are continued in the BlueMotion, with ABS (Anti-lock Braking System), HBA (Hydraulic Brake Assist) and ESP (Electronic Stabilisation Programme). These active safety features also include automatic hazard light activation under emergency braking. The BlueMotion Golf Plus, more space, power and economy.

* Please see the individual specifications in this section for fuel consumption and CO₂ emissions figures.

- 01 Interior shown is **BlueMotion Golf Plus** with 'Media' cloth upholstery.
- 02 Stylish 15" 'Misano' alloy wheels with 195/65 R15 low rolling resistance tyres and sport suspension, contribute to the BlueMotion's superb economy.
- 03 The multifunction computer (Highline) includes visual gear change recommendation for optimum fuel consumption.
- 04 Rear lights incorporating LED technology and unique BlueMotion badging add those extra touches of design.



02



03



04



Model shown is SE with optional 17" 'Estoril' alloy wheels and metallic paint.

As individual as you are.

01 The RCD 310 radio/MP3 compatible CD player with eight speakers and AUX-in socket for an external multimedia devices, will ensure maximum enjoyment on any journey. Standard on SE and Sport, and optional on Luna and BlueMotion models.



02 The optional RCD 510 touch-screen radio/dash-mounted MP3 compatible six CD autochanger with eight speakers and AUX-in socket for connection to an external multimedia source e.g. iPod and MP3 player. Optional on SE and Sport models.



03 Volkswagen's latest generation DVD touch-screen navigation/radio system not only delivers perfect sound quality but it can also guide you to your destination. A 6½" high resolution, touch-screen colour display shows a perspective (bird's-eye) view of your mapped route, in addition, traffic information (TMC), landmarks, intersection zoom, points of interest and a route list can all be viewed in split screen mode. As well as featuring the latest in processor technology, resulting in quick route calculations using all but the last two digits of a UK postcode, this sophisticated system features a 30 GB hard drive to buffer the navigation data as well as store the driver's favourite audio and video files (i.e. MP3, WMA, DVD video data files), the integrated DVD drive and SD (Secure Digital) card reader also allow the playback of such audio and video files. Completing the multimedia experience is the ability to connect an external multimedia device (e.g. iPod and MP3 player) via the AUX-in socket. If you wish to include a 6 CD autochanger with this option, on SE models it is located in the standard front centre armrest. On Sport models, this option can be specified with a 6 CD autochanger complete with front centre armrest, two rear air vents and cup holders.



Please note: DVD touch-screen navigation/radio system, radio system RCD 310 and RCD 510 cannot be specified in conjunction with each other. DVD playback will not function whilst the navigation system is in use, or the vehicle is in motion.



04 The multifunction steering wheel allows convenient operation of the radio and multifunction computer 'Highline'. Optional on SE and Sport models.


05 Front fog lights not only help provide added safety in poor weather conditions, but also give your Golf Plus a sporty look. Standard on Sport and optional on SE models.

06 Gas discharge (Xenon) dipped beam headlights with automatic range adjustment, dynamic curve lighting and the headlight washer system improve visibility and ensure they stay clean. Optional on SE and Sport models.

Alloy Wheels.



01



02



03



04

- 01** The **Winter pack** offers comfort and safety during the coldest months. The Winter pack includes electrically heated front seats, heated windscreen washer jets, headlight washers and a low washer fluid level warning light. Optional on SE and Sport models.
- 02** **Cruise control** can be set at speeds over 19 mph to maintain a constant speed. So even on long journeys you can have a high degree of relaxation. Standard on SE and optional on Luna, BlueMotion and Sport models.
- 03** The **2Zone electronic climate control** includes an automatic air recirculation function and is fully automatic to retain a precise internal temperature. It also benefits from a twin zone setting that allows the driver and front passenger up to 4°C difference in their chosen temperature settings. Even the glovebox is chilled should you be carrying snacks on your journey. Optional on SE and Sport models.
- 04** The **tilt and slide electric glass sunroof** is extremely easy to use. Simply turn the automatic function to your desired setting. It also includes a sunblind for added comfort. Optional on Sport models only.



01



02

01 Silver-painted 'Estoril' design 7J x 17 light alloy wheels with 225/45 R17 tyres. Optional on SE and Sport models, on SE models this option includes sports suspension.


02 'Grand Prix' design 7J x 17 light alloy wheels with 225/45 R17 tyres. Optional on SE and Sport models, on SE models this option includes sports suspension.

Created to help you get more out of life.









Models shown are SE with optional metallic paint and Sport with optional 17" 'Grand Prix' alloy wheels and metallic paint.

Paint.



* Metallic and pearl effect paints are optional at extra cost.
Please note: Screen technology does not allow exact reproduction of the paint colours.

Upholstery.

<p>'Media' cloth</p> <p>Standard on Luna, BlueMotion</p>	 <p>Anthracite HA</p>	
<p>'Opera' loop-velour</p> <p>Standard on SE</p>	 <p>Anthracite JS</p>	 <p>Art Grey JT</p>
<p>'Siempre' cloth</p> <p>Standard on Sport</p>	 <p>Anthracite KG</p>	 <p>Art Grey KH</p>
<p>'Vienna' leather*†</p> <p>Optional on SE, Sport</p>	 <p>Anthracite TG</p>	

* Leather upholstery is optional at extra cost.

† Some parts of leather interior will contain artificial leather.

Please note: Screen technology does not allow for exact reproduction of the upholstery colours.

Combinations.

	Seat upholstery	Carpets	Dashboard – top/bottom	Black A1	Ink Blue D3	Tornado Red G2	Shadow Blue metallic P6 *	Steel Grey metallic X6 *	Reflex Silver metallic 8E *	Blue Graphite pearl effect W9 *	Diamond Black pearl effect Z4 *
‘Media’ cloth upholstery Standard on Luna, BlueMotion	Anthracite (HA)	Black	Titan/Black	●	●	●	●	●	●	●	●
‘Opera’ loop-velour upholstery Standard on SE	Anthracite (JS)	Black	Titan/Black	●	●	●	●	●	●	●	●
	Art Grey (JT)	Black	Titan/Black	●	●	●	●	●	●	●	●
‘Siempre’ cloth upholstery Standard on Sport	Anthracite (KG)	Black	Titan/Black	●	●	●	●	●	●	●	●
	Art Grey (KH)	Black	Titan/Black	●	●	●	●	●	●	●	●
‘Vienna’ leather*† Optional on SE, Sport	Anthracite (TG)	Black	Titan/Black	○	○	○	○	○	○	○	○

* Metallic and pearl effect paints and leather upholstery are optional at extra cost.

† Some parts of leather interior will contain artificial leather.

● Standard ○ Optional

Advanced technology is more than just progression.



Models shown are Sport with optional 17" 'Estoril' alloy wheels and pearl effect paint and Sport with optional metallic paint.



01

The power to really take you places.

Drive the Golf Plus and you'll benefit from the very latest engine technology. A choice of six different engines enables you to select the option that best suits your requirements.

TSI technology provides exciting additions to the range that combine both power and economy. TSI is the name given to Volkswagen's twincharged or singlecharged petrol engines with direct petrol injection. The basic features common to all TSI engines are the downsizing concept, direct injection and turbocharging. This innovative engineering results in high tech engines with excellent torque and power output combined with low fuel consumption. Incorporated into the TSI engines is FSI technology, whereby fuel is injected directly into the combustion chamber under high pressure. The benefit of this method – is that it only burns the exact amount of fuel required helping to reduce fuel consumption and boost performance.

The 1.4 litre 122 PS engine has been developed with power and maximum efficiency as priorities. Based on the original 1.4 TSI engine, which combined a supercharger and turbocharger, the TSI engine utilises only a sophisticated turbocharger. The result is an exceptional engine offering an impressive output of 122 PS with significantly improved fuel consumption, linked to a choice of either a six speed manual or seven speed DSG automatic gearbox. Exceptional fuel economy is the result of the 1.4 TSI's increased torque, which delivers an incredible 200 Nm at 1,500 rpm while achieving a very impressive 42.8 mpg on the Combined cycle* and a CO₂ emission of just 157 g/km. Performance is not compromised either, with a top speed of 121 mph (where the law permits) and 0-62 mph achieved in just 10.1 seconds.

The second 1.4 TSI variant features both a supercharger and turbocharger, combining to output 160 PS at 5,800 rpm, offering impressive performance and dynamic power whilst still returning an economical 41.5 mpg on the Combined cycle* and a CO₂ emission of just 159 g/km.

- 01 Volkswagen's technologically advanced **TSI engines** combine excellent driveability with impressive fuel economy.
- 02 **TDI diesel engines** with revolutionary 'Pumpe Düse' direct injection technology deliver outstanding performance with exceptionally low fuel consumption.

* Please see the individual specifications in this section for fuel consumption and CO₂ emissions figures.

In addition, the Golf Plus is available with a further petrol engine, a 1.4 litre which generates a healthy 80 PS and returns an impressive 39.8 mpg over the Combined fuel cycle*.

If you're looking for high torque alongside exceptional economy, Volkswagen's TDI diesel engines are for you. Using 'Pumpe Düse' technology, not only is low fuel consumption assured, but also low emissions. Choose from either the 1.9 litre TDI 90 PS with a five speed manual gearbox, the 1.9 litre TDI 105 PS available with either a five speed manual, six speed auto DSG or the superb new seven speed DSG automatic gearbox, or the powerful 2.0 litre TDI which generates 140 PS and an incredible 320 Nm of torque at just 1,750-2,500 rpm. This engine is available with either a six speed manual or a six speed DSG automatic gearbox.

The DSG gearbox offers a genuine alternative to a manual gearbox because it is able to change gear faster than a manual gearbox and more smoothly than a conventional automatic. All DSG gearboxes feature an auto hold function which will prevent your Golf Plus from rolling back when pulling away or during a hill start, making every journey just that little bit easier.

As part of Volkswagen's continued desire to satisfy European emissions legislation, certain diesel engines are now fitted with a Diesel Particulate Filter (DPF). This is part of the exhaust system responsible for cleaning the exhaust gases before they enter the atmosphere. In addition to converting the harmful exhaust gases in the same way as a conventional catalytic converter, the DPF uses advanced technology to reduce the emission of black smoke and soot. It filters the exhaust gases and particles before they leave the vehicle exhaust system, resulting in a cleaner environment and less pollution entering the atmosphere.

Please note, driving conditions within inner-cities and the Channel Islands may not provide optimum conditions for the use of DPF technology. Therefore, it is advised that you consider this before ordering your vehicle with DPF.



02

Luna† – 1.4 litre 80 PS. Technical specification.

		Manual	
Engine	Engine type	Four cylinder petrol	
	Cubic capacity, ltrs/cc	1.4/1390	
	Max. output, PS ⁽⁰¹⁾ /kW at rpm	80/59 5000	
	Max. torque, lbs.ft/Nm at rpm	97/132 3800	
	Gearbox	Five speed manual	
Weights, kgs	Unladen weight ⁽⁰²⁾	1293	
	Gross vehicle weight	1900	
	Payload ⁽⁰²⁾	607	
	Axle load limit: Front Rear	1060 980	
Trailer load limits, kgs ⁽⁰³⁾	Braked 12% incline	970	
	Unbraked	680	
Performance	Top speed*, mph (km/h)	103 (165)	
	Acceleration, secs 0 - 62 mph	15.2	
	ABI insurance group	5	
Environmental information	Fuel grade, minimum	Unleaded, 95 RON ⁽⁰⁴⁾	
	Fuel tank capacity, galls/ltrs	12.1/55	
	Official fuel consumption, mpg/ltr per 100 km ⁽⁰⁶⁾		
	Urban	29.4/9.6	
	Extra-urban	49.6/5.7	
	Combined	39.8/7.1	
	Official CO ₂ emission, g/km ⁽⁰⁷⁾	169	
Emission class	EURO 4		
Noise, dB	73.0		

Notes.

- 01) The maximum power output figures are quoted in PS (or Pferdestärke, which is the metric equivalent of horsepower). To convert from metric to imperial horsepower, divide the PS figure by 1.0139.
- 02) Figures are calculated in accordance with manufacturer's criteria. Vehicle unladen weight ranges with 90% tank capacity without driver (75 kg). The individual unladen weight depends on the specification of the vehicle, this then reduces the possible payload accordingly.
- 03) With increasing altitude the engine performance diminishes. From 1,000 m above sea level and for every 1,000 m thereafter 10% of the vehicle/trailer weight (trailer weight + gross vehicle weight) must be deducted.
- 04) Thanks to the knock control, unleaded four star (at least 95 RON) can be used instead of unleaded Super plus. In order to achieve maximum fuel consumption benefits on the FSI engine, Ultra Low Sulphur Petrol (ULSP) must be used.
- 05) The use of RME and FAME (bio diesel) is not possible.
- 06) Official fuel consumption according to EU Directive 99/94. The consumption calculation according to 1999/100/EC is based on the actual unladen weight of the vehicle. Additional specifications can lead to a higher weight class and hence to consumption figures of this higher weight class. The driving style, road and traffic conditions, environmental influences and vehicle condition can in practice lead to consumption figures, which may differ from those calculated with this standard.
- 07) The weight of a vehicle will influence the level of CO₂ emission it produces; as a result, vehicles with higher levels of specification and factory-fitted options may emit higher levels of CO₂.

* Where the law permits. † Please note, all models are only available from stock and are not available to factory order – for full details please contact your retailer. ‡ Six and seven speed auto DSG gearbox only available on SE models.

Luna[†], SE[†] – 1.4 litre TSI 122 PS.

Technical specification.

		Manual	Automatic
Engine	Engine type	Four cylinder petrol	Four cylinder petrol
	Cubic capacity, ltrs/cc	1.4/1390	1.4/1390
	Max. output, PS ⁽⁰¹⁾ /kW at rpm	122/90 5000	122/90 5000
	Max. torque, lbs.ft/Nm at rpm	148/200 1500	148/200 1500
	Gearbox	Six speed manual	Seven speed auto DSG
Weights, kgs	Unladen weight ⁽⁰²⁾	1341	1359
	Gross vehicle weight	1950	1960
	Payload ⁽⁰²⁾	609	601
	Axle load limit: Front Rear	1030 970	1040 970
Trailer load limits, kgs ⁽⁰³⁾	Braked 12% incline	1300	1300
	Unbraked	700	710
Performance	Top speed*, mph (km/h)	121 (194)	119 (192)
	Acceleration, secs 0 - 62 mph	10.1	10.1
	ABI insurance group	7	7
Environmental information	Fuel grade, minimum	Unleaded, 95 RON ⁽⁰⁴⁾	Unleaded, 95 RON ⁽⁰⁴⁾
	Fuel tank capacity, galls/ltrs	12.1/55	12.1/55
	Official fuel consumption, mpg/ltr per 100 km ⁽⁰⁶⁾		
	Urban	32.8/8.6	34.4/8.2
	Extra-urban	51.4/5.5	53.3/5.3
	Combined	42.8/6.6	44.1/6.4
	Official CO ₂ emission, g/km ⁽⁰⁷⁾	157	149
Emission class	EURO 4	EURO 4	
Noise, dB	73.0	69.0	

Notes.

- 01) The maximum power output figures are quoted in PS (or Pferdestärke, which is the metric equivalent of horsepower). To convert from metric to imperial horsepower, divide the PS figure by 1.0139.
- 02) Figures are calculated in accordance with manufacturer's criteria. Vehicle unladen weight ranges with 90% tank capacity without driver (75 kg). The individual unladen weight depends on the specification of the vehicle, this then reduces the possible payload accordingly.
- 03) With increasing altitude the engine performance diminishes. From 1,000 m above sea level and for every 1,000 m thereafter 10% of the vehicle/trailer weight (trailer weight + gross vehicle weight) must be deducted.
- 04) Thanks to the knock control, unleaded four star (at least 95 RON) can be used instead of unleaded Super plus. In order to achieve maximum fuel consumption benefits on the FSI engine, Ultra Low Sulphur Petrol (ULSP) must be used.
- 05) The use of RME and FAME (bio diesel) is not possible.
- 06) Official fuel consumption according to EU Directive 99/94. The consumption calculation according to 1999/100/EC is based on the actual unladen weight of the vehicle. Additional specifications can lead to a higher weight class and hence to consumption figures of this higher weight class. The driving style, road and traffic conditions, environmental influences and vehicle condition can in practice lead to consumption figures, which may differ from those calculated with this standard.
- 07) The weight of a vehicle will influence the level of CO₂ emission it produces; as a result, vehicles with higher levels of specification and factory-fitted options may emit higher levels of CO₂.

* Where the law permits. † Please note, all models are only available from stock and are not available to factory order – for full details please contact your retailer. ‡ Six and seven speed auto DSG gearbox only available on SE models.

Sport† – 1.4 litre TSI 160 PS. Technical specification.

		Manual	Automatic
Engine	Engine type	Four cylinder petrol	Four cylinder petrol
	Cubic capacity, ltrs/cc	1.4/1390	1.4/1390
	Max. output, PS ⁽⁰¹⁾ /kW at rpm	160/118 5800	160/118 5800
	Max. torque, lbs.ft/Nm at rpm	177/240 1500-4500	177/240 1500-4500
	Gearbox	Six speed manual	Seven speed auto DSG
Weights, kgs	Unladen weight ⁽⁰²⁾	1348	1363
	Gross vehicle weight	1960	1980
	Payload ⁽⁰²⁾	612	618
	Axle load limit: Front	1040	1060
	Rear	970	970
Trailer load limits, kgs ⁽⁰³⁾	Braked 12% incline	1400	1400
	Unbraked	670	680
Performance	Top speed*, mph (km/h)	131 (211)	131 (211)
	Acceleration, secs 0 - 62 mph	8.5	8.5
	ABI insurance group	13	13
Environmental information	Fuel grade, minimum	Unleaded, 95 RON ⁽⁰⁴⁾	Unleaded, 95 RON ⁽⁰⁴⁾
	Fuel tank capacity, galls/ltrs	12.1/55	12.1/55
	Official fuel consumption, mpg/ltr per 100 km ⁽⁰⁶⁾		
	Urban	31.7/8.9	34.0/8.3
	Extra-urban	50.4/5.6	51.4/5.5
	Combined	41.5/6.8	43.5/6.5
	Official CO ₂ emission, g/km ⁽⁰⁷⁾	159	153
	Emission class	EURO 4	EURO 4
Noise, dB	73.0	69.0	

Notes.

- 01) The maximum power output figures are quoted in PS (or Pferdestärke, which is the metric equivalent of horsepower). To convert from metric to imperial horsepower, divide the PS figure by 1.0139.
- 02) Figures are calculated in accordance with manufacturer's criteria. Vehicle unladen weight ranges with 90% tank capacity without driver (75 kg). The individual unladen weight depends on the specification of the vehicle, this then reduces the possible payload accordingly.
- 03) With increasing altitude the engine performance diminishes. From 1,000 m above sea level and for every 1,000 m thereafter 10% of the vehicle/trailer weight (trailer weight + gross vehicle weight) must be deducted.
- 04) Thanks to the knock control, unleaded four star (at least 95 RON) can be used instead of unleaded Super plus. In order to achieve maximum fuel consumption benefits on the FSI engine, Ultra Low Sulphur Petrol (ULSP) must be used.
- 05) The use of RME and FAME (bio diesel) is not possible.
- 06) Official fuel consumption according to EU Directive 99/94. The consumption calculation according to 1999/100/EC is based on the actual unladen weight of the vehicle. Additional specifications can lead to a higher weight class and hence to consumption figures of this higher weight class. The driving style, road and traffic conditions, environmental influences and vehicle condition can in practice lead to consumption figures, which may differ from those calculated with this standard.
- 07) The weight of a vehicle will influence the level of CO₂ emission it produces; as a result, vehicles with higher levels of specification and factory-fitted options may emit higher levels of CO₂.

* Where the law permits. † Please note, all models are only available from stock and are not available to factory order – for full details please contact your retailer. ‡ Six and seven speed auto DSG gearbox only available on SE models.

Luna† – 1.9 litre TDI 90 PS. Technical specification.

Manual

Engine	Engine type	Four cylinder diesel	
	Cubic capacity, ltrs/cc	1.9/1896	
	Max. output, PS ⁽⁰¹⁾ /kW at rpm	90/66 4000	
	Max. torque, lbs.ft/Nm at rpm	155/210 1800	
	Gearbox	Five speed manual	
Weights, kgs	Unladen weight ⁽⁰²⁾	1395	
	Gross vehicle weight	2000	
	Payload ⁽⁰²⁾	605	
	Axle load limit: Front	1080	
	Rear	970	
Trailer load limits, kgs ⁽⁰³⁾	Braked 12% incline	1400	
	Unbraked	660	
Performance	Top speed*, mph (km/h)	107 (173)	
	Acceleration, secs 0 - 62 mph	13.5	
	ABI insurance group	5	
Environmental information	Fuel grade, minimum	Diesel Non DPF ⁽⁰⁵⁾	
	Fuel tank capacity, galls/ltrs	12.1/55	
	Official fuel consumption, mpg/ltr per 100 km ⁽⁰⁶⁾		
	Urban	40.4/7.0	
	Extra-urban	60.1/4.7	
	Combined	51.4/5.5	
	Official CO ₂ emission, g/km ⁽⁰⁷⁾	144	
Emission class	EURO 4		
Noise, dB	73.0		

Notes.

- 01) The maximum power output figures are quoted in PS (or Pferdestärke, which is the metric equivalent of horsepower). To convert from metric to imperial horsepower, divide the PS figure by 1.0139.
- 02) Figures are calculated in accordance with manufacturer's criteria. Vehicle unladen weight ranges with 90% tank capacity without driver (75 kg). The individual unladen weight depends on the specification of the vehicle, this then reduces the possible payload accordingly.
- 03) With increasing altitude the engine performance diminishes. From 1,000 m above sea level and for every 1,000 m thereafter 10% of the vehicle/trailer weight (trailer weight + gross vehicle weight) must be deducted.
- 04) Thanks to the knock control, unleaded four star (at least 95 RON) can be used instead of unleaded Super plus. In order to achieve maximum fuel consumption benefits on the FSI engine, Ultra Low Sulphur Petrol (ULSP) must be used.
- 05) The use of RME and FAME (bio diesel) is not possible.
- 06) Official fuel consumption according to EU Directive 99/94. The consumption calculation according to 1999/100/EC is based on the actual unladen weight of the vehicle. Additional specifications can lead to a higher weight class and hence to consumption figures of this higher weight class. The driving style, road and traffic conditions, environmental influences and vehicle condition can in practice lead to consumption figures, which may differ from those calculated with this standard.
- 07) The weight of a vehicle will influence the level of CO₂ emission it produces; as a result, vehicles with higher levels of specification and factory-fitted options may emit higher levels of CO₂.

* Where the law permits. † Please note, all models are only available from stock and are not available to factory order – for full details please contact your retailer. ‡ Six and seven speed auto DSG gearbox only available on SE models.

Luna†, SE† – 1.9 litre TDI 105 PS.

Technical specification.

		Manual – Luna, SE	Automatic – SE	
Engine	Engine type	Four cylinder diesel	Four cylinder diesel	
	Cubic capacity, ltrs/cc	1.9/1896	1.9/1896	
	Max. output, PS ⁽⁰¹⁾ /kW at rpm	105/77 4000	105/77 4000	
	Max. torque, lbs.ft/Nm at rpm	184/250 1900	184/250 1900	
	Gearbox	Five speed manual	Six speed auto DSG‡	Seven speed auto DSG‡
Weights, kgs	Unladen weight ⁽⁰²⁾	1395	1427	1414
	Gross vehicle weight	2000	2030	2020
	Payload ⁽⁰²⁾	605	603	606
	Axle load limit: Front	1080	1110	1110
	Rear	970	970	970
Trailer load limits, kgs ⁽⁰³⁾	Braked 12% incline	1400	1400	
	Unbraked	730	750	
Performance	Top speed*, mph (km/h)	114 (183)	112 (181)	112 (181)
	Acceleration, secs 0 - 62 mph	12.1	12.4	12.1
	ABI insurance group	7	7	7
Environmental information	Fuel grade, minimum	Diesel Non DPF ⁽⁰⁵⁾	Diesel Non DPF ⁽⁰⁵⁾	Diesel Non DPF ⁽⁰⁵⁾
	Fuel tank capacity, galls/ltrs	12.1/55	12.1/55	–
	Official fuel consumption, mpg/ltr per 100 km ⁽⁰⁶⁾			
	Urban	40.9/6.9	36.7/7.7	–
	Extra-urban	61.4/4.6	55.4/5.1	–
	Combined	52.3/5.4	47.1/6.0	–
	Official CO ₂ emission, g/km ⁽⁰⁷⁾	146	159	–
	Emission class	EURO 4	EURO 4	–
	Noise, dB	72.0	71.0	–
	Fuel grade, minimum	Diesel DPF ⁽⁰⁵⁾	Diesel DPF ⁽⁰⁵⁾	Diesel DPF ⁽⁰⁵⁾
	Fuel tank capacity, galls/ltrs	12.1/55	–	12.1/55
	Official fuel consumption, mpg/ltr per 100 km ⁽⁰⁶⁾			
	Urban	39.8/7.1	–	42.2/6.7
	Extra-urban	58.9/4.8	–	57.6/4.9
	Combined	50.4/5.6	–	51.4/5.5
	Official CO ₂ emission, g/km ⁽⁰⁷⁾	148	–	144
	Emission class	EURO 4	–	EURO 4
	Noise, dB	72.0	–	71.0

Notes.

- 01) The maximum power output figures are quoted in PS (or Pferdestärke, which is the metric equivalent of horsepower). To convert from metric to imperial horsepower, divide the PS figure by 1.0139.
- 02) Figures are calculated in accordance with manufacturer's criteria. Vehicle unladen weight ranges with 90% tank capacity without driver (75 kg). The individual unladen weight depends on the specification of the vehicle, this then reduces the possible payload accordingly.
- 03) With increasing altitude the engine performance diminishes. From 1,000 m above sea level and for every 1,000 m thereafter 10% of the vehicle/trailer weight (trailer weight + gross vehicle weight) must be deducted.
- 04) Thanks to the knock control, unleaded four star (at least 95 RON) can be used instead of unleaded Super plus. In order to achieve maximum fuel consumption benefits on the FSI engine, Ultra Low Sulphur Petrol (ULSP) must be used.
- 05) The use of RME and FAME (bio diesel) is not possible.
- 06) Official fuel consumption according to EU Directive 99/94. The consumption calculation according to 1999/100/EC is based on the actual unladen weight of the vehicle. Additional specifications can lead to a higher weight class and hence to consumption figures of this higher weight class. The driving style, road and traffic conditions, environmental influences and vehicle condition can in practice lead to consumption figures, which may differ from those calculated with this standard.
- 07) The weight of a vehicle will influence the level of CO₂ emission it produces; as a result, vehicles with higher levels of specification and factory-fitted options may emit higher levels of CO₂.

* Where the law permits. † Please note, all models are only available from stock and are not available to factory order – for full details please contact your retailer. ‡ Six and seven speed auto DSG gearbox only available on SE models.

BlueMotion† – 1.9 litre TDI DPF 105 PS. Technical specification.

Manual

Engine	Engine type	Four cylinder diesel	
	Cubic capacity, ltrs/cc	1.9/1896	
	Max. output, PS ⁽⁰¹⁾ /kW at rpm	105/77 4000	
	Max. torque, lbs.ft/Nm at rpm	184/250 1900	
	Gearbox	Five speed manual	
Weights, kgs	Unladen weight ⁽⁰²⁾	1376	
	Gross vehicle weight	1970	
	Payload ⁽⁰²⁾	594	
	Axle load limit: Front Rear	1050 970	
Trailer load limits, kgs ⁽⁰³⁾	Braked 12% incline	1400	
	Unbraked	720	
Performance	Top speed*, mph (km/h)	116 (186)	
	Acceleration, secs 0 - 62 mph	12.1	
	ABI insurance group	7	
Environmental information	Fuel grade, minimum	Diesel DPF ⁽⁰⁵⁾	
	Fuel tank capacity, galls/ltrs	12.1/55	
	Official fuel consumption, mpg/ltr per 100 km ⁽⁰⁶⁾		
	Urban	46.3/6.1	
	Extra-urban	68.9/4.1	
	Combined	58.9/4.8	
	Official CO ₂ emission, g/km ⁽⁰⁷⁾	127	
Emission class	EURO 4		
Noise, dB	72.0		

Notes.

- 01) The maximum power output figures are quoted in PS (or Pferdestärke, which is the metric equivalent of horsepower). To convert from metric to imperial horsepower, divide the PS figure by 1.0139.
- 02) Figures are calculated in accordance with manufacturer's criteria. Vehicle unladen weight ranges with 90% tank capacity without driver (75 kg). The individual unladen weight depends on the specification of the vehicle, this then reduces the possible payload accordingly.
- 03) With increasing altitude the engine performance diminishes. From 1,000 m above sea level and for every 1,000 m thereafter 10% of the vehicle/trailer weight (trailer weight + gross vehicle weight) must be deducted.
- 04) Thanks to the knock control, unleaded four star (at least 95 RON) can be used instead of unleaded Super plus. In order to achieve maximum fuel consumption benefits on the FSI engine, Ultra Low Sulphur Petrol (ULSP) must be used.
- 05) The use of RME and FAME (bio diesel) is not possible.
- 06) Official fuel consumption according to EU Directive 99/94. The consumption calculation according to 1999/100/EC is based on the actual unladen weight of the vehicle. Additional specifications can lead to a higher weight class and hence to consumption figures of this higher weight class. The driving style, road and traffic conditions, environmental influences and vehicle condition can in practice lead to consumption figures, which may differ from those calculated with this standard.
- 07) The weight of a vehicle will influence the level of CO₂ emission it produces; as a result, vehicles with higher levels of specification and factory-fitted options may emit higher levels of CO₂.

* Where the law permits. † Please note, all models are only available from stock and are not available to factory order – for full details please contact your retailer. ‡ Six and seven speed auto DSG gearbox only available on SE models.

Sport† – 2.0 litre TDI 140 PS.

Technical specification.

		Manual	Automatic
Engine	Engine type	Four cylinder diesel	Four cylinder diesel
	Cubic capacity, ltrs/cc	2.0/1968	2.0/1968
	Max. output, PS ⁽⁰¹⁾ /kW at rpm	140/103 4000	140/103 4000
	Max. torque, lbs.ft/Nm at rpm	236/320 1750-2500	236/320 1750-2500
	Gearbox	Six speed manual	Six speed auto DSG
Weights, kgs	Unladen weight ⁽⁰²⁾	1426	1447
	Gross vehicle weight	2030	2050
	Payload ⁽⁰²⁾	604	603
	Axle load limit: Front	1110	1130
	Rear	970	970
Trailer load limits, kgs ⁽⁰³⁾	Braked 12% incline	1400	1400
	Unbraked	750	750
Performance	Top speed*, mph (km/h)	126 (202)	124 (200)
	Acceleration, secs 0 - 62 mph	9.7	9.7
	ABI insurance group	12	12
Environmental information	Fuel grade, minimum	Diesel Non DPF ⁽⁰⁵⁾	Diesel Non DPF ⁽⁰⁵⁾
	Fuel tank capacity, galls/ltrs	12.1/55	12.1/55
	Official fuel consumption, mpg/ltr per 100 km ⁽⁰⁶⁾		
	Urban	37.7/7.5	34.4/8.2
	Extra-urban	58.9/4.8	54.3/5.2
	Combined	48.7/5.8	45.6/6.2
	Official CO ₂ emission, g/km ⁽⁰⁷⁾	153	164
	Emission class	EURO 4	EURO 4
	Noise, dB	73.0	69.0
	Fuel grade, minimum	Diesel DPF ⁽⁰⁵⁾	Diesel DPF ⁽⁰⁵⁾
	Fuel tank capacity, galls/ltrs	12.1/55	12.1/55
	Official fuel consumption, mpg/ltr per 100 km ⁽⁰⁶⁾		
	Urban	38.2/7.4	32.8/8.6
	Extra-urban	55.4/5.1	51.4/5.5
	Combined	47.9/5.9	42.8/6.6
	Official CO ₂ emission, g/km ⁽⁰⁷⁾	156	174
	Emission class	EURO 4	EURO 4
	Noise, dB	73.0	69.0

Notes.

- 01) The maximum power output figures are quoted in PS (or Pferdestärke, which is the metric equivalent of horsepower). To convert from metric to imperial horsepower, divide the PS figure by 1.0139.
- 02) Figures are calculated in accordance with manufacturer's criteria. Vehicle unladen weight ranges with 90% tank capacity without driver (75 kg). The individual unladen weight depends on the specification of the vehicle, this then reduces the possible payload accordingly.
- 03) With increasing altitude the engine performance diminishes. From 1,000 m above sea level and for every 1,000 m thereafter 10% of the vehicle/trailer weight (trailer weight + gross vehicle weight) must be deducted.
- 04) Thanks to the knock control, unleaded four star (at least 95 RON) can be used instead of unleaded Super plus. In order to achieve maximum fuel consumption benefits on the FSI engine, Ultra Low Sulphur Petrol (ULSP) must be used.
- 05) The use of RME and FAME (bio diesel) is not possible.
- 06) Official fuel consumption according to EU Directive 99/94. The consumption calculation according to 1999/100/EC is based on the actual unladen weight of the vehicle. Additional specifications can lead to a higher weight class and hence to consumption figures of this higher weight class. The driving style, road and traffic conditions, environmental influences and vehicle condition can in practice lead to consumption figures, which may differ from those calculated with this standard.
- 07) The weight of a vehicle will influence the level of CO₂ emission it produces; as a result, vehicles with higher levels of specification and factory-fitted options may emit higher levels of CO₂.

* Where the law permits. † Please note, all models are only available from stock and are not available to factory order – for full details please contact your retailer. ‡ Six and seven speed auto DSG gearbox only available on SE models.

The technology.

Transmission

- Front wheel drive through asbestos-free single-plate dry clutch. Hydraulic clutch-mechanism. Five/six/seven speed gearbox with double joint half axles

Manual:

- Five speed: 1.4 litre 80 PS, 1.9 litre TDI 90 PS, 1.9 litre TDI 105 PS, 1.9 litre TDI DPF 105 PS
- Six speed: 1.4 litre TSI 122 PS, 1.4 litre TSI 160 PS, 2.0 litre TDI 140 PS

Automatic:

- Six speed DSG: 1.9 litre TDI 105 PS, 2.0 litre TDI 140 PS
- Seven speed DSG: 1.4 litre TSI 122 PS, 1.4 litre TSI 160 PS, 1.9 litre TDI DPF 105 PS

Running gear

- Electronic Stabilisation Programme (ESP) including Electronic Differential Lock (EDL)
- Front suspension through coil springs with telescopic shock absorbers, all elements integrated in chassis legs
- Rear suspension with gas pressure shock absorbers and separate springs
- Wheel control: front through chassis legs and (lower) triangular wishbones (directionally stabilising steering roll radius)
- Wheel control: rear through four-link suspension with independent wheel suspension
- Front and rear anti-roll bar

Steering

- Electro-mechanical steering rack
- Collapsible safety steering column, height and lengthways adjustable

Brakes

- Electronically controlled Anti-lock Braking System (ABS) with Electronic Brake-pressure Distribution (EBD)
- Diagonal twin-circuit brake system with inner-ventilated front disc brakes and rear disc brakes
- Asbestos-free brake pads

Engines

- Front transverse-installed engine

- 1.4 litre/80 PS ⁽⁰¹⁾ (59 kW) petrol engine: four cylinder in-line engine, aluminium/alloy cylinder block, aluminium cylinder head with double overhead camshaft, four valves per cylinder

- 1.4 litre/122 PS ⁽⁰¹⁾ (90 kW) petrol engine: CAXA TSI engine with homogeneous mode (Lambda 1), stratified high-pressure start, double injection catalytic converter heating, turbocharger with waste gate, air-to-liquid charge-air cooling, maintenance-free timing chain, plastic intake manifold with integrated intercooler, continuous inlet camshaft timing adjustment, grey cast iron cylinder block, steel crankshaft, duo-centric oil pump, dual-circuit cooling system. Fuel system regulated according to requirements using high-pressure fuel pump with integrated pressure limiting valve

- 1.4 litre/160 PS ⁽⁰¹⁾ (118 kW) petrol engine: EU5 compliant four cylinder in-line engine with homogeneous mode (Lambda 1), stratified high-pressure start, turbocharger with waste gate, additional mechanical supercharger, intercooler and dual-circuit cooling system. Fuel system regulated according to requirements using high pressure fuel pump with integrated pressure limiting valve. Intake manifold flap change-over omitted, regulated duo-centric oil pump, metal cartridge oil filter and three way catalytic converter

- 1.9 litre/90 PS ⁽⁰¹⁾ (66 kW) diesel engine: four cylinder in-line engine, cast iron cylinder block, two valves per cylinder, electronically controlled direct injection with pump injector unit ('Pumpe Düse'), oil cooler, intercooler, exhaust gas recirculation, turbocharger with variable turbine geometry, catalytic converter

- 1.9 litre/105 PS ⁽⁰¹⁾ (77 kW) diesel engine: four cylinder in-line engine, cast iron cylinder block, two valves per cylinder, electronically controlled direct injection with pump injector unit ('Pumpe Düse'), oil cooler, intercooler, exhaust gas recirculation, turbocharger with variable turbine geometry, catalytic converter or catalytic coated diesel particulate filter (DPF)

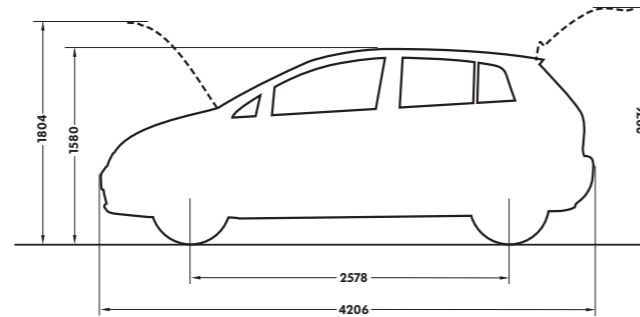
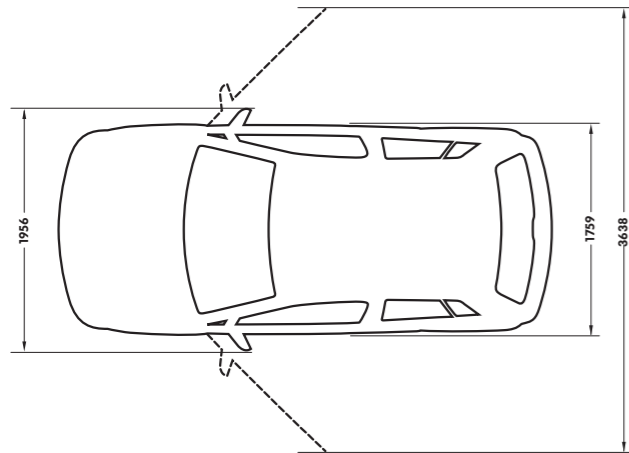
- 2.0 litre/140 PS ⁽⁰¹⁾ (103 kW) diesel engine: four cylinder in-line engine, four valves per cylinder (two valves per cylinder with DPF engine), electronically controlled direct injection with pump injector unit ('Pumpe Düse'), oil cooler, intercooler, exhaust gas recirculation, turbocharger with variable turbine geometry, catalytic converter or catalytic coated diesel particulate filter (DPF)

Dimensions.

Maximum luggage capacity, cu.ft (litres) VDA measuring method using 200 x 100 x 50 mm blocks	With rear seats upright (depends on position of sliding seats)	13.9-17.8 (395-505)
	With rear seats folded	51.2 (1450)

		Golf Plus
Exterior dimensions	Length, mm	4206
	Width – excluding door mirrors, mm	1759
	Width – opened front/back doors, mm	3638/3646
	Height, mm	1580
	Height – opened bonnet/floor, mm	1804
	Height – opened tailgate/floor, mm	2076
	Wheelbase, mm	2578

Exterior dimensions Golf Plus



Volkswagen service for your peace of mind.

The Volkswagen Warranty.

Three-year Warranty.

All Volkswagen Golf Plus' come with a three-year/60,000 miles warranty, which protects your car against the failure of most mechanical and electrical components due to manufacturing defects. This comprises a two-year manufacturer's warranty with unlimited mileage plus a further one-year/60,000 miles (whichever is soonest) Retailer Warranty. Should the mileage exceed 60,000 miles within the first two years, the manufacturer's two-year warranty will still be valid. If an additional warranty for subsequent years or higher mileage is desired, it may be purchased from an authorised Volkswagen retailer or repairer; however, this additional warranty must be purchased before the mileage reaches 60,000*. Full details of the three-year warranty are available from your authorised Volkswagen retailer or repairer.

* All warranty work must be completed by an authorised Volkswagen retailer or repairer.

Three-year Paint Warranty.

The paintwork of the Golf Plus is covered against manufacturing defects for a period of three years. Naturally, the Golf Plus must be cared for in compliance with the operating instructions which will be found in your vehicle handbook. Please consult your authorised Volkswagen retailer or repairer for full warranty details.

12-year Body Protection Warranty.

The internal body sections and panels of the Golf Plus' are covered against rusting through from the inside for 12 years. Naturally, the Golf Plus must be cared for in compliance with the operating instructions. Please consult your authorised Volkswagen retailer or repairer for full warranty details.

Approved Accessories.

A comprehensive range of accessories from alloy wheels to carpet mats is available to complement the factory-fitted option list. Volkswagen Approved accessories purchased from and fitted by your authorised Volkswagen retailer at the point of vehicle sale will also benefit from the three-year vehicle warranty.

Service Intervals.

Volkswagen are pleased to offer you a choice on how your Golf Plus is serviced. The appropriate selection is entirely dependent on how the car is likely to be driven and its general use. To help you identify which type of service would be most suitable, please refer to the following guide.

The Time and Distance Service is recommended for vehicles that will cover less than 10,000 miles in 12 months and if the vehicle is likely to be used in the following way:

- Predominantly urban driving, short journeys with frequent cold starts.
- Activities regularly producing high engine loading, e.g. frequent hill climbs, driving with vehicle fully loaded and towing.
- Uneconomical driving style using high rpms with heavy acceleration and heavy braking.

The service intervals for the Time and Distance Service are as follows:

- Oil change service
Every 10,000 miles/1 year (whichever is soonest).
- Interval service
Every 20,000 miles/2 years (whichever is soonest).
- Inspection service
Every 40,000 miles/3 years (whichever is soonest).

The LongLife Service is recommended for vehicles with a daily mileage of more than 25 miles where the vehicle is driven regularly mainly on longer distance journeys. The vehicle is driven mainly at a constant speed with minimum vehicle and engine loading, minimal towing and driven in an economical manner.

With the LongLife Service the vehicle can cover anywhere between 10,000[†] and a maximum of 18,000[†] miles or 24 months (whichever is soonest) between oil changes. Inspection service is typically in the third year of ownership and thereafter every second year, for vehicles with an approximate annual mileage of 10,000 miles.

[†] Please note that mileages are approximate as the service indicator system uses kilometres as the distance measurement. Please consult your authorised Volkswagen retailer or repairer for advice and full details.

Extended Warranty.

You may purchase additional protection from your authorised Volkswagen retailer or repairer, or contact 0870 9000 115.

Volkswagen Finance[‡].

Volkswagen Finance specialises in providing funding solutions for Volkswagen drivers. Whether your Volkswagen is for private or business use, you can choose from a range of funding options.

- Solutions – a personal contract plan
- Hire purchase
- Lease purchase
- Finance lease
- Contract hire

With all Volkswagen Finance products you can choose a fixed-cost maintenance plan to help you budget for your servicing and maintenance costs.

No matter what finance product you choose, your local Volkswagen retailer will be able to provide you with a personalised quote that could meet your budget and vehicle needs.

[‡] Volkswagen Finance is a trading name of Volkswagen Financial Services (UK) Limited. An offer of finance depends on certain conditions. Available to people over 18 in the UK only.

Volkswagen Insurance[±].

Competitive and comprehensive motor insurance designed especially for Volkswagen drivers. All new and Approved Used Volkswagens come with complimentary seven-day cover upon request – we'll e-mail a cover note straight to your retailer, enabling them to tax your car easily. This way, you can drive straight out of the showroom. Taking out annual cover is easy and it can start when the seven-day cover expires. For more information contact your local Volkswagen retailer or call 0800 051 3136.

[±] Volkswagen Insurance is underwritten and administered by Zurich Insurance plc. Volkswagen Insurance is a trading name of Volkswagen Insurance Service (Great Britain) Limited which is an appointed representative of Volkswagen Financial Services (UK) Limited. Zurich Insurance plc and Volkswagen Financial Services (UK) Limited are both authorised and regulated by the Financial Services Authority.

Volkswagen Roadside Assistance.

Every new car is registered for Volkswagen Roadside Assistance for one year. This provides vehicle home and roadside recovery in the unlikely event of a breakdown in the UK and Europe (subject to conditions). Volkswagen Roadside Assistance can also be purchased for subsequent years. For full details, please contact your authorised Volkswagen retailer.

Tax Free Sales.

For full details, please contact your authorised Volkswagen retailer.

CO₂ Emission.

Increased weight of a vehicle, including higher trim levels and the addition of options will have a detrimental influence on the level of fuel consumption and CO₂ emissions produced.

The CO₂ and fuel consumption figures are obtained from tests on a representative vehicle of the type, conducted and approved in accordance with Council Directive 80/1268/EEC as amended by Directive 1999/100/EC (or later) on the approximation of the laws of the member states relating to the carbon dioxide emissions and the fuel consumption of motor vehicles.

Please Note:

Some illustrations in this brochure do not necessarily reflect UK specifications and may not be available. In particular, controls and some items of equipment are positioned differently for the UK.

The specifications contained in this brochure are for information purposes only and are subject to change. If you require any specific feature, you must consult your authorised Volkswagen retailer who is regularly updated with any change in specification. Please check model availability and full specification details with your authorised Volkswagen retailer prior to ordering.

Note: We would like to advise you that telephone calls to Volkswagen Customer Care may be monitored and recorded as part of our training and quality assurance processes. All our monitoring and recording processes meet Ofcom regulations.